


1210L Series



Agency Approvals

AGENCY	AGENCY FILE NUMBER
	E183209
	R50119118

Description

The 1210L Series PTC provides surface mount overcurrent protection for applications where space is at a premium and resettable protection is desired.

Features

- RoHS compliant, lead-free and halogen-free
- Fast response to fault currents
- Compact design saves board space
- Low resistance
- Low-profile
- Compatible with high temperature solders

Applications

- USB peripherals
- Disk drives
- CD-ROMs
- PC motherboards - plug and play protection
- Mobile phones - battery and port protection
- PDAs / digital cameras
- Game console port protection

Electrical Characteristics

Part Number	Marking	I _{hold} (A)	I _{trip} (A)	V _{max} (Vdc)	I _{max} (A)	P _d typ. (W)	Maximum Time To Trip		Resistance		Agency Approvals	
							Current (A)	Time (Sec.)	R _{min} (Ω)	R _{1max} (Ω)		
1210L005	A	0.05	0.15	30	10	0.60	0.25	1.50	3.600	50.00	X	X
1210L010	B	0.10	0.30	30	10	0.60	0.50	1.50	1.600	15.00	X	X
1210L020	C	0.20	0.40	30	10	0.60	8.00	0.02	0.800	5.000	X	X
1210L035	E	0.35	0.70	6	100	0.60	8.00	0.20	0.320	1.300	X	X
1210L050	F	0.50	1.00	13.2	100	0.60	8.00	0.05	0.250	0.900	X	X
1210L075	G	0.75	1.50	6	100	0.60	8.00	0.10	0.130	0.400	X	X
1210L075/24	G2	0.75	1.50	24	100	0.60	8.00	0.10	0.130	0.400	X	X
1210L110/12	H1	1.10	2.20	12	100	0.6	8.00	0.10	0.060	0.210	X	X
1210L110/16	HF	1.10	2.20	16	100	0.6	8.00	0.10	0.060	0.210	X	X
1210L110TH	H	1.10	2.20	8	100	0.60	8.00	0.10	0.060	0.210	X	X
1210L150TH	K	1.50	3.00	6	100	0.80	8.00	0.30	0.040	0.110	X	X
1210L175	V	1.75	3.50	6	100	0.80	8.00	0.60	0.020	0.080	X	X
1210L200	L	2.00	4.00	6	100	0.80	8.00	1.00	0.015	0.070	X	X

I_{hold} = Hold current: maximum current device will pass without tripping in 20°C still air.
 I_{trip} = Trip current: minimum current at which the device will trip in 20°C still air.
 V_{max} = Maximum voltage device can withstand without damage at rated current (I_{max})
 I_{max} = Maximum fault current device can withstand without damage at rated voltage (V_{max})

P_d = Power dissipated from device when in the tripped state at 20°C still air.
 R_{min} = Minimum resistance of device in initial (un-soldered) state.
 R_{typ} = Typical resistance of device in initial (un-soldered) state.
 R_{1max} = Maximum resistance of device at 20°C measured one hour after tripping or reflow soldering of 260°C for 20 sec.

Caution: Operation beyond the specified rating may result in damage and possible arcing and flame.

Temperature Derating

Part Number	Ambient Operation Temperature								
	-40°C	-20°C	0°C	20°C	40°C	50°C	60°C	70°C	85°C
	Hold Current (A)								
1210L005	0.08	0.07	0.06	0.05	0.04	0.04	0.03	0.03	0.02
1210L010	0.16	0.14	0.12	0.10	0.08	0.07	0.06	0.05	0.03
1210L020	0.29	0.26	0.22	0.20	0.16	0.14	0.13	0.11	0.08
1210L035	0.47	0.45	0.40	0.35	0.33	0.28	0.24	0.21	0.18
1210L050	0.76	0.67	0.58	0.50	0.43	0.40	0.36	0.32	0.28
1210L075	1.00	0.97	0.86	0.75	0.64	0.59	0.54	0.48	0.40
1210L075/24	1.00	0.97	0.86	0.75	0.64	0.59	0.54	0.48	0.40
1210L110/12	1.65	1.47	1.27	1.10	0.92	0.83	0.73	0.63	0.52
1210L110/16	1.65	1.47	1.27	1.10	0.92	0.83	0.73	0.63	0.52
1210L110TH	1.60	1.42	1.26	1.10	0.94	0.86	0.80	0.70	0.58
1210L150TH	2.30	2.02	1.76	1.50	1.24	1.11	1.00	0.85	0.65
1210L175	2.45	2.22	2.01	1.75	1.45	1.26	1.10	0.98	0.80
1210L200	2.60	2.44	2.35	2.00	1.78	1.67	1.50	1.45	1.10

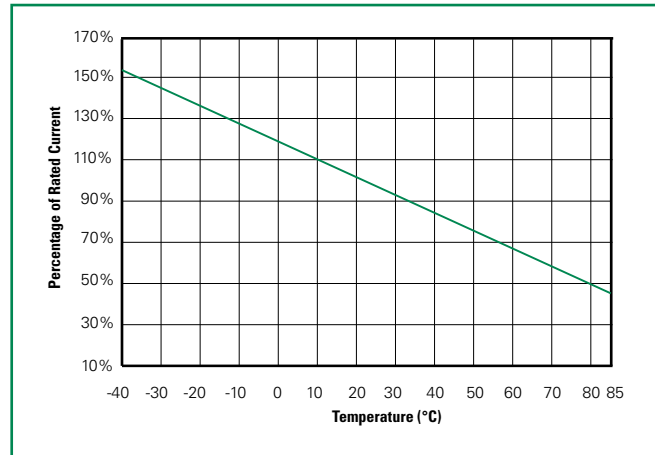
Note:
The temperature derating data is only for reference, please contact Littelfuse technical support for detail temperature derating information.

Average Time Current Curves



The average time current curves and Temperature Derating curve performance is affected by a number of variables, and these curves provided as guidance only. Customer must verify the performance in their application.

Temperature Derating Curve



Note:
Typical Temperature derating curve, refer to table for derating data

Soldering Parameters

Profile Feature		Pb-Free Assembly
Average Ramp-Up Rate ($T_{S(max)}$ to T_P)		3°C/second max
Pre Heat:	Temperature Min ($T_{S(min)}$)	150°C
	Temperature Max ($T_{S(max)}$)	200°C
	Time (Min to Max) (t_s)	60 – 180 secs
Time Maintained Above:	Temperature (T_L)	217°C
	Temperature (t_L)	60 – 150 seconds
Peak / Classification Temperature (T_P)		260 ^{+0/-5} °C
Time within 5°C of actual peak Temperature (t_p)		20 – 40 seconds
Ramp-down Rate		6°C/second max
Time 25°C to peak Temperature (T_P)		8 minutes Max.



- All temperature refer to topside of the package, measured on the package body surface
- If reflow temperature exceeds the recommended profile, devices may not meet the performance requirements
- Recommended reflow methods: IR, vapor phase oven, hot air oven, N₂ environment for lead
- Recommended maximum paste thickness is 0.25mm (0.010inch)
- Devices can be cleaned using standard industry methods and solvents
- Devices can be reworked using the standard industry practices

Physical Specifications

Terminal Material	Solder-Plated Copper (Solder Material: Matte Tin (Sn))
Lead Solderability	Meets EIA Specification RS186-9E, ANSI/J-STD-002 Category 3.

Environmental Specifications

Operating/Storage Temperature	-40°C to +85°C
Maximum Device Surface Temperature in Tripped State	125°C
Passive Aging	+85°C, 1000 hours -/+5% typical resistance change
Humidity Aging	+85°C, 85, R.H., 1000 hours -/+5% typical resistance change
Thermal Shock	MIL-STD-202, Method 107 +85°C/-40°C, 20 times -30% typical resistance change
Solvent Resistance	MIL-STD-202, Method 215 No change
Vibration	MIL-STD-883, Method 2007, Condition A No change
Moisture Level Sensitivity	Level 1, J-STD-020

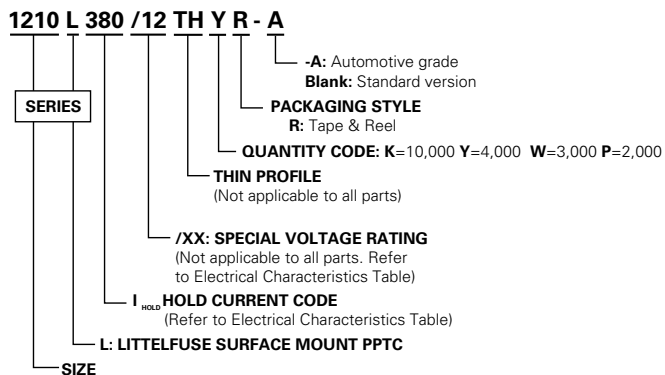
Dimensions

MARKING CODE VARIES
WITH AMPERAGE RATING
(See Electrical Characteristics Table)
SHOWN IS 1.5AMP RATING



Part Number	A				B				C				D				E			
	Inches		mm		Inches		mm		Inches		mm		Inches		mm		Inches		mm	
	Min	Max	Min	Max	Min	Max	Min	Max	Min	Max	Min	Max	Min	Max	Min	Max	Min	Max	Min	Max
1210L005	0.12	0.14	3.0	3.43	0.09	0.11	2.35	2.80	0.03	0.05	0.75	1.25	0.01	0.03	0.25	0.75	0.004	0.02	0.10	0.50
1210L010	0.12	0.14	3.0	3.43	0.09	0.11	2.35	2.80	0.03	0.05	0.75	1.25	0.01	0.03	0.25	0.75	0.004	0.02	0.10	0.50
1210L020	0.12	0.14	3.0	3.43	0.09	0.11	2.35	2.80	0.02	0.04	0.60	1.00	0.01	0.03	0.25	0.75	0.004	0.02	0.10	0.50
1210L035	0.12	0.14	3.0	3.43	0.09	0.11	2.35	2.80	0.02	0.03	0.50	0.85	0.01	0.03	0.25	0.75	0.004	0.02	0.10	0.50
1210L050	0.12	0.14	3.0	3.43	0.09	0.11	2.35	2.80	0.02	0.03	0.50	0.85	0.01	0.03	0.25	0.75	0.004	0.02	0.10	0.50
1210L075	0.12	0.14	3.0	3.43	0.09	0.11	2.35	2.80	0.02	0.03	0.50	0.85	0.01	0.03	0.25	0.75	0.004	0.02	0.10	0.50
1210L075/24	0.12	0.14	3.0	3.43	0.09	0.11	2.35	2.80	0.05	0.07	1.20	1.80	0.01	0.03	0.25	0.75	0.004	0.02	0.10	0.50
1210L110/12	0.12	0.14	3.0	3.43	0.09	0.11	2.35	2.80	0.03	0.05	0.75	1.25	0.01	0.03	0.25	0.75	0.004	0.02	0.10	0.50
1210L110/16	0.12	0.14	3.0	3.43	0.09	0.11	2.35	2.80	0.03	0.05	0.75	1.25	0.01	0.03	0.25	0.75	0.004	0.02	0.10	0.50
1210L110TH	0.12	0.14	3.0	3.43	0.09	0.11	2.35	2.80	0.04	0.05	0.30	0.71	0.01	0.03	0.25	0.75	0.004	0.02	0.10	0.50
1210L150TH	0.12	0.14	3.0	3.43	0.09	0.11	2.35	2.80	0.03	0.07	0.75	1.07	0.01	0.03	0.25	0.75	0.004	0.02	0.10	0.50
1210L175	0.12	0.14	3.0	3.43	0.09	0.11	2.35	2.80	0.02	0.04	0.60	1.00	0.01	0.03	0.25	0.75	0.004	0.02	0.10	0.50
1210L200	0.12	0.14	3.0	3.43	0.09	0.11	2.35	2.80	0.03	0.06	0.80	1.60	0.01	0.03	0.25	0.75	0.004	0.02	0.10	0.50

Part Ordering Number System



Packaging Options

Part Number	Ordering Number	Halogen Free	I _{hold} (A)	I _{hold} Code	Packaging Option	Quantity	Quantity & Packaging Codes
1210L005	1210L005WR	Yes	0.05	005	Tape and Reel	3000	WR
1210L010	1210L010WR	Yes	0.10	010	Tape and Reel	3000	WR
1210L020	1210L020WR	Yes	0.20	020	Tape and Reel	3000	WR
1210L035	1210L035YR	Yes	0.35	035	Tape and Reel	4000	YR
1210L050	1210L050YR	Yes	0.50	050	Tape and Reel	4000	YR
1210L075	1210L075YR	Yes	0.75	075	Tape and Reel	4000	YR
1210L075/24	1210L075/24PR	Yes	0.75	075	Tape and Reel	2000	PR
1210L110/12	1210L110/12WR	Yes	1.10	110	Tape and Reel	3,000	WR
1210L110/16	1210L110/16WR	Yes	1.10	110	Tape and Reel	3,000	WR
1210L110TH	1210L110THYR	Yes	1.10	110	Tape and Reel	4000	YR
1210L150TH	1210L150THWR	Yes	1.50	150	Tape and Reel	3000	WR
1210L175	1210L175WR	Yes	1.75	175	Tape and Reel	3000	WR
1210L200	1210L200PR	Yes	2.00	200	Tape and Reel	2000	PR

Tape and Reel Specifications

TAPE SPECIFICATIONS: EIA-481-1 (mm)				
	Packaging Code "YR": 1210L035 1210L050 1210L075 1210L110TH	Packaging Code "WR": 1210L005 1210L010 1210L020 1210L110/12 1210L110/16 1210L150TH 1210L175	Packaging Code "PR": 1210L200	Packaging Code "PR": 1210L075/24
W	8.00+/-0.30	8.00+/-0.30	8.00+/-0.30	8.00+/-0.30
F	3.50+/-0.05	3.50+/-0.05	3.50+/-0.05	3.50+/-0.05
E₁	1.75+/-0.10	1.75+/-0.10	1.75+/-0.10	1.75+/-0.10
D₀	1.55+/-0.05	1.55+/-0.05	1.55+/-0.05	1.55+/-0.05
D₁	1.00 (min)	1.00 (min)	1.00 (min)	1.00+0.25/-0
P₀	4.00+/-0.10	4.00+/-0.10	4.00+/-0.10	4.00+/-0.10
P₁	4.00+/-0.10	4.00+/-0.10	4.00+/-0.10	4.00+/-0.10
P₂	2.00+/-0.05	2.00+/-0.05	2.00+/-0.05	2.00+/-0.05
A₀	2.82+/-0.10	2.82+/-0.10	2.80+/-0.10	2.80+/-0.10
B₀	3.46+/-0.10	3.50+/-0.10	3.50+/-0.10	3.55+/-0.10
T	0.25+/-0.10	0.20+/-0.10	0.25+/-0.10	0.25+/-0.10
K₀	1.00+/-0.10	1.30+/-0.10	1.60+/-0.10	1.75+/-0.10
<i>Leader min.</i>	390	390	390	390
<i>Trailer min.</i>	160	160	160	160

REEL DIMENSIONS: EIA-481-1 (mm)	
C	Ø178+/-1.0
D	Ø60.2+/-0.5
H	11.0+/-0.05
W	9.0+/-1.5



WARNING

- Users shall independently assess the suitability of these devices for each of their applications
- Operation of these devices beyond the stated maximum ratings could result in damage to the devices and lead to electrical arcing and/or fire
- These devices are intended to protect against the effects of temporary over-current or over-temperature conditions and are not intended to perform as protective devices where such conditions are expected to be repetitive or prolonged in duration
- Exposure to silicon-based oils, solvents, electrolytes, acids, and similar materials can adversely affect the performance of these PPTC devices
- These devices undergo thermal expansion under fault conditions, and thus shall be provided with adequate space and be protected against mechanical stresses
- Circuits with inductance may generate a voltage (L di/dt) above the rated voltage of the PPTC device.

Компания «Океан Электроники» предлагает заключение долгосрочных отношений при поставках импортных электронных компонентов на взаимовыгодных условиях!

Наши преимущества:

- Поставка оригинальных импортных электронных компонентов напрямую с производств Америки, Европы и Азии, а так же с крупнейших складов мира;
- Широкая линейка поставок активных и пассивных импортных электронных компонентов (более 30 млн. наименований);
- Поставка сложных, дефицитных, либо снятых с производства позиций;
- Оперативные сроки поставки под заказ (от 5 рабочих дней);
- Экспресс доставка в любую точку России;
- Помощь Конструкторского Отдела и консультации квалифицированных инженеров;
- Техническая поддержка проекта, помощь в подборе аналогов, поставка прототипов;
- Поставка электронных компонентов под контролем ВП;
- Система менеджмента качества сертифицирована по Международному стандарту ISO 9001;
- При необходимости вся продукция военного и аэрокосмического назначения проходит испытания и сертификацию в лаборатории (по согласованию с заказчиком);
- Поставка специализированных компонентов военного и аэрокосмического уровня качества (Xilinx, Altera, Analog Devices, Intersil, Interpoint, Microsemi, Actel, Aeroflex, Peregrine, VPT, Syfer, Eurofarad, Texas Instruments, MS Kennedy, Miteq, Cobham, E2V, MA-COM, Hittite, Mini-Circuits, General Dynamics и др.);

Компания «Океан Электроники» является официальным дистрибьютором и эксклюзивным представителем в России одного из крупнейших производителей разъемов военного и аэрокосмического назначения «JONHON», а так же официальным дистрибьютором и эксклюзивным представителем в России производителя высокотехнологичных и надежных решений для передачи СВЧ сигналов «FORSTAR».



JONHON

«JONHON» (основан в 1970 г.)

Разъемы специального, военного и аэрокосмического назначения:

(Применяются в военной, авиационной, аэрокосмической, морской, железнодорожной, горно- и нефтедобывающей отраслях промышленности)

«FORSTAR» (основан в 1998 г.)

ВЧ соединители, коаксиальные кабели,
кабельные сборки и микроволновые компоненты:

(Применяются в телекоммуникациях гражданского и специального назначения, в средствах связи, РЛС, а так же военной, авиационной и аэрокосмической отраслях промышленности).



Телефон: 8 (812) 309-75-97 (многоканальный)

Факс: 8 (812) 320-03-32

Электронная почта: ocean@oceanchips.ru

Web: <http://oceanchips.ru/>

Адрес: 198099, г. Санкт-Петербург, ул. Калинина, д. 2, корп. 4, лит. А