


3M™ MetPak™ 2-FB Inverse Socket

2 mm 5-Row, Vertical, Solder or Press-Fit Tail

MP2 Series



- Guiding alignment feature eliminates bent pins on backplane
- Footprint compatible with standard Futurebus+®
- Ideal for hot swapping
- End-to-end stackable
- Vertical socket on backplane
- Offset dual-beam contact minimizes insertion force
- Mates with MP2-P and MP2-PS Series
- Rear plug-up tails for midplane applications
- See the Regulatory Information Appendix (RIA) in the “RoHS compliance” section of www.3Mconnector.com for compliance information (RIA E1 & C1 apply)

Date Modified: May 13, 2010

TS-1121-B
Sheet 1 of 4

Physical

Insulation:

Material: High Temp LCP
Flammability: UL 94V-0
Color: Beige

Contact:

Material: Copper Alloy

Plating:

Underplating: 50 μ " [1.27 μ m] Nickel
Wiping Area: See Ordering Information
Solder Tails: See Ordering Information

Electrical

Current Rating: Signal: 1.5 A – All contacts simultaneously

Insulation Resistance: 10³ M Ω

Withstanding Voltage: 1000 V_{AC}

Environmental

Temperature Rating: -55°C to +125°C

UL File No.: E68080

MetPak is a trademark of 3M Company.
Futurebus+ is a registered trademark of the Institute of Electrical and Electronic Engineers, Inc. (IEEE)

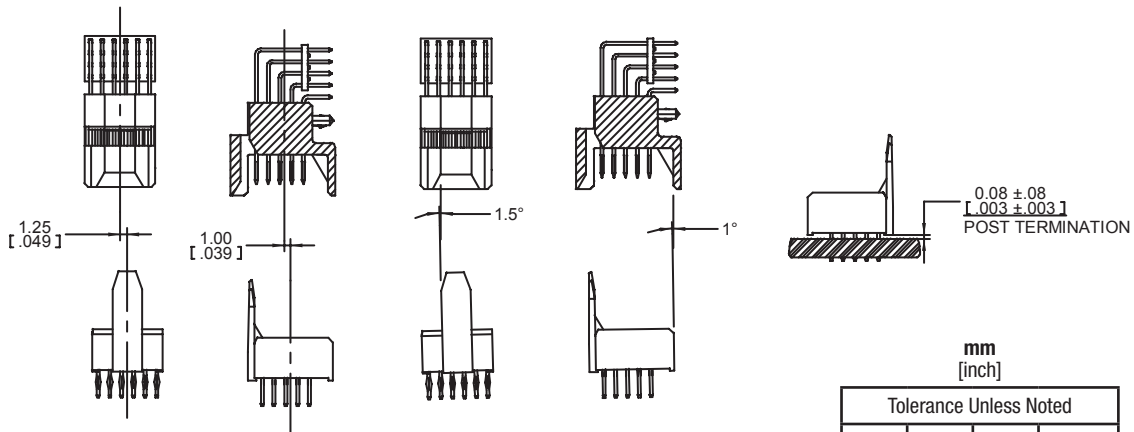
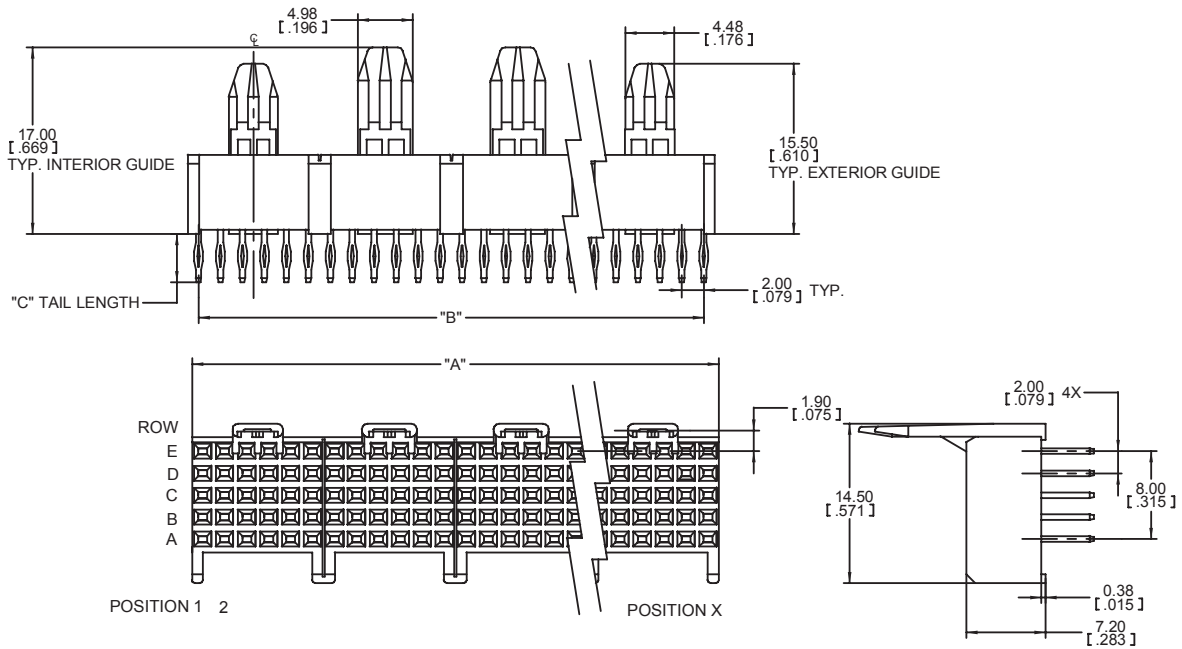
3M
Electronic Solutions Division
Interconnect Solutions
<http://www.3Mconnector.com>

3M is a trademark of 3M Company.
For technical, sales or ordering information call
800-225-5373

3M™ MetPak™ 2-FB Inverse Socket

2 mm 5-Row, Vertical, Solder or Press-Fit Tail

MP2 Series



INITIAL ALLOWED
OFFSET

INITIAL ALLOWED
INCLINATION

| mm [inch] | | | |
|------------------------|----|------|-------|
| Tolerance Unless Noted | | | |
| | 0 | 0.0 | 0.00 |
| mm | ±3 | ±0.3 | ±0.13 |

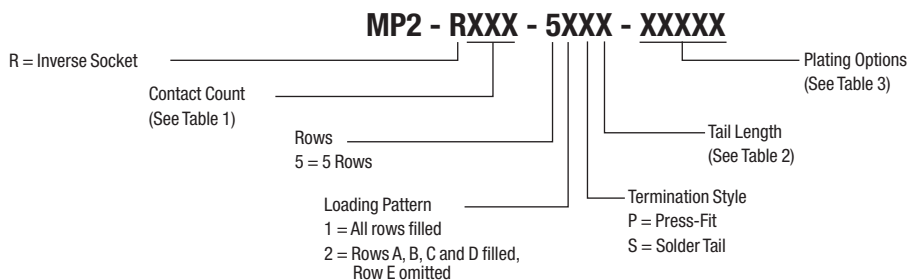
[] Dimensions for Reference Only

Notes:

1. For special contact loading pattern, contact 3M.
2. Refer to IEC 61076-4-104 Futurebus+® global standard.
3. "Press Fit" describes a contact tail having a compliant section designed to make a reliable electrical connection with a plated through-hole (PTH) in a printed circuit board, typically a "back plane."



Ordering Information



TS-1121-B
Sheet 2 of 4

3M™ MetPak™ 2-FB Inverse Socket

2 mm 5-Row, Vertical, Solder or Press-Fit Tail

MP2 Series

| Pin Count | Dim. "A" mm [inch] | Dim "B" mm [inch] | Rows | Block Count |
|-----------|-----------------------|----------------------|------|----------------|
| 030 | 11.95 [0.471] | 10.00 [0.394] | 5 | 1 |
| 060 | 23.95 [0.943] | 22.00 [0.866] | 5 | 2 |
| 090 | 35.95 [1.415] | 34.00 [1.339] | 5 | 3 |
| 120 | 47.95 [1.889] | 46.00 [1.811] | 5 | 4 |
| 150 | 59.95 [2.36] | 58.00 [2.283] | 5 | 5 |
| 180 | 71.95 [2.833] | 70.00 [2.756] | 5 | 6 |
| 210 | 83.95 [3.305] | 82.00 [3.228] | 5 | 7 |
| 240 | 95.95 [3.778] | 94.00 [3.701] | 5 | 8 |
| 270 | 107.95 [4.251] | 106.00 [4.173] | 5 | 9 |
| 300 | 119.95 [4.722] | 118.00 [4.646] | 5 | 10 |

| Contact-to-PC Board Tail Termination Option No. | | Dim. "C" |
|---|------------|--------------|
| Solder | Press-Fit* | |
| 1 | 1 | 4.35 [0.171] |

*Compliant-Pin Tail

| Plating Suffix | Press-Fit Tails* | Solder Tails | Plating Composition |
|----------------|-------------------|-------------------|---|
| TG30 | RIA E2 & C2 apply | RIA E3 & C2 apply | 0.76 μm [30 μm] Min. Au Contact Area 2.54 μm [100 μm] Min. SnPb Tail Area 1.27 μm [50 μm] Min. Ni all over |
| TR30 | RIA E2 & C2 apply | RIA E3 & C2 apply | 0.08 μm [3 μm] Min. Au Contact Area 0.67 μm [27 μm] Min. PdNi Contact Area 2.54 μm [100 μm] Min. SnPb Tail Area 1.27 μm [50 μm] Min. Ni all over |
| KR | RIA E1 & C1 apply | RIA E1 & C1 apply | 0.76 μm [30 μm] Min. Au Contact Area 2.54 μm [100 μm] Min. Matt Whisker Mitigating Sn Tail Area 1.27 μm [50 μm] Min. Ni all over |
| LR | RIA E1 & C1 apply | RIA E1 & C1 apply | 0.08 μm [3 μm] Min. Au Contact Area 0.67 μm [27 μm] Min. PdNi Contact Area 2.54 μm [100 μm] Min. Matt Whisker Mitigating Sn Tail Area 1.27 μm [50 μm] Min. Ni all over |

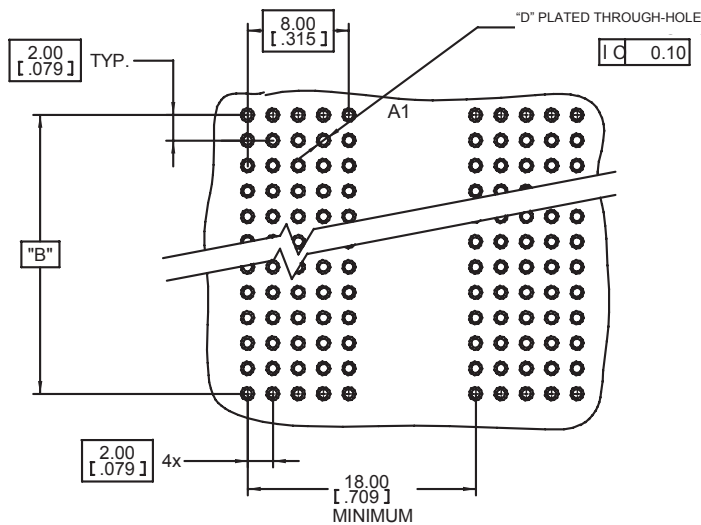
*Compliant-Pin Tail

TS-1121-B
Sheet 3 of 4

3M™ MetPak™ 2-FB Inverse Socket

2 mm 5-Row, Vertical, Solder or Press-Fit Tail

MP2 Series



| mm [inch] | | |
|------------------------|------|-------|
| Tolerance Unless Noted | | |
| | 0.0 | 0.00 |
| mm | ±0.3 | ±0.25 |

[] Dimensions for Reference Only

RECOMMENDED PRESS-FIT AND SOLDER TAIL PCB HOLE MOUNTING PATTERN

Table 4 – HOLE PLATING For TG30 and TR30 FINISHES ONLY

| HOLE | Finished Dia. MM [in] | Cu Thickness [mm [in]] | SnPb Thickness microns [μ"] | Drilled Hole Dia. mm [in] |
|------|-------------------------|------------------------|-----------------------------|---------------------------|
| "D" | 0.65-0.80 [.0256-.0315] | 0.025 [.001] min. | 15 [600] max. | 0.81-0.86 [.0319-.0339] |

Table 5 – HOLE PLATING For KR and LR FINISHES ONLY

| HOLE | Finished Dia. MM [in] | Cu Thickness [mm [in]] | Immersion Matte Sn Thickness microns [μ"] | Electrolytic Au Thickness microns [μ"] | OSP ENTEK Thickness microns [μ"] | Drilled Hole Dia. mm [in] |
|------|---------------------------|---------------------------|---|--|----------------------------------|--|
| "D" | 0.700-0.800 [.0276-.0315] | 0.025-0.045 [0.001-0.002] | 0.5 - 2.5 [20 - 100] | 0.1 - 0.5 [4 - 20] | 0.2 - 0.5 [8 - 20] | 0.830-0.860 [.0330-.0340] or 0.85 mm [#66] TWIST DRILL |

TS-1121-B
Sheet 4 of 4

Important Notice

All statements, technical information, and recommendations related to 3M's products are based on information believed to be reliable, but the accuracy or completeness is not guaranteed. Before using this product, you must evaluate it and determine if it is suitable for your intended application. You assume all risks and liability associated with such use. Any statements related to the product which are not contained in 3M's current publications, or any contrary statements contained on your purchase order shall have no force or effect unless expressly agreed upon, in writing, by an authorized officer of 3M.

Warranty; Limited Remedy; Limited Liability.

This product will be free from defects in material and manufacture for a period of ninety (90) days from the time of purchase. **3M MAKES NO OTHER WARRANTIES INCLUDING, BUT NOT LIMITED TO, ANY IMPLIED WARRANTY OF MERCHANTABILITY OR FITNESS FOR A PARTICULAR PURPOSE.** If this product is defective within the warranty period stated above, your exclusive remedy shall be, at 3M's option, to replace or repair the 3M product or refund the purchase price of the 3M product. **Except where prohibited by law, 3M will not be liable for any indirect, special, incidental or consequential loss or damage arising from this 3M product, regardless of the legal theory asserted.**

**3M Electronics Solutions Division**

6801 River Place Blvd.
Austin, TX 78726-9000
U.S.A.
1-800-225-5373
www.3Mconnector.com

Please recycle. Printed in USA.
© 3M 2010. All rights reserved.
RIA-2217B-E

3M is a trademark of 3M Company.

Компания «Океан Электроники» предлагает заключение долгосрочных отношений при поставках импортных электронных компонентов на взаимовыгодных условиях!

Наши преимущества:

- Поставка оригинальных импортных электронных компонентов напрямую с производств Америки, Европы и Азии, а так же с крупнейших складов мира;
- Широкая линейка поставок активных и пассивных импортных электронных компонентов (более 30 млн. наименований);
- Поставка сложных, дефицитных, либо снятых с производства позиций;
- Оперативные сроки поставки под заказ (от 5 рабочих дней);
- Экспресс доставка в любую точку России;
- Помощь Конструкторского Отдела и консультации квалифицированных инженеров;
- Техническая поддержка проекта, помощь в подборе аналогов, поставка прототипов;
- Поставка электронных компонентов под контролем ВП;
- Система менеджмента качества сертифицирована по Международному стандарту ISO 9001;
- При необходимости вся продукция военного и аэрокосмического назначения проходит испытания и сертификацию в лаборатории (по согласованию с заказчиком);
- Поставка специализированных компонентов военного и аэрокосмического уровня качества (Xilinx, Altera, Analog Devices, Intersil, Interpoint, Microsemi, Actel, Aeroflex, Peregrine, VPT, Syfer, Eurofarad, Texas Instruments, MS Kennedy, Miteq, Cobham, E2V, MA-COM, Hittite, Mini-Circuits, General Dynamics и др.);

Компания «Океан Электроники» является официальным дистрибьютором и эксклюзивным представителем в России одного из крупнейших производителей разъемов военного и аэрокосмического назначения «JONHON», а так же официальным дистрибьютором и эксклюзивным представителем в России производителя высокотехнологичных и надежных решений для передачи СВЧ сигналов «FORSTAR».



JONHON

«JONHON» (основан в 1970 г.)

Разъемы специального, военного и аэрокосмического назначения:

(Применяются в военной, авиационной, аэрокосмической, морской, железнодорожной, горно- и нефтедобывающей отраслях промышленности)

«FORSTAR» (основан в 1998 г.)

ВЧ соединители, коаксиальные кабели, кабельные сборки и микроволновые компоненты:

(Применяются в телекоммуникациях гражданского и специального назначения, в средствах связи, РЛС, а так же военной, авиационной и аэрокосмической отраслях промышленности).



Телефон: 8 (812) 309-75-97 (многоканальный)

Факс: 8 (812) 320-03-32

Электронная почта: ocean@oceanchips.ru

Web: <http://oceanchips.ru/>

Адрес: 198099, г. Санкт-Петербург, ул. Калинина, д. 2, корп. 4, лит. А