


High Precision Bulk Metal® Foil Molded Surface Mount Resistor with TCR down to $\pm 2 \text{ ppm}/^\circ\text{C}$, Flexible Terminations, and Load Life Stability of $\pm 0.005 \%$ (50 ppm)



Any value at any tolerance available within resistance range

INTRODUCTION

The SMRxD is a precision molded surface mountable resistor offering all the elements of precision; including low TCR, tight tolerance, long term stability, low noise, low thermal EMF, and non-measurable voltage coefficient. It utilizes the Bulk Metal® Foil technology for the resistive element with its inherent low and predictable TCR and long term stability. This surface mountable product affords similar performance to the time tested S series molded through-hole product.

The flexible terminations of this product also reduce stress transference from the PCB to the resistor.

Voltage division with tight tracking $< 3 \text{ ppm}/^\circ\text{C}$ can be achieved with 2 randomly selected units even with a large ratio between the two values.

Our Application Engineering Department is available to advise and make recommendations. For non-standard technical requirements and special applications, please contact us.

TABLE 1 - THE SMRxD SERIES IS LISTED IN THE FOLLOWING DSCC SPECIFICATIONS

MODEL	DSCC	MIL SPEC
SMR1D	06020	MIL-PRF-55182
SMR3D	06021	MIL-PRF-55182

TABLE 2 - TOLERANCE AND TCR VERSUS RESISTANCE VALUE
(- 55 °C to + 125 °C, + 25 °C ref.)

VALUE	STANDARD TOLERANCE ¹⁾	TYPICAL TCR AND MAX. SPREAD ¹⁾ (ppm/°C)
50 Ω to 80 kΩ	$\pm 0.01 \%$	$\pm 2 \pm 3$
20 Ω to $< 50 \Omega$	$\pm 0.02 \%$	$\pm 2 \pm 4$
10 Ω to $< 20 \Omega$	$\pm 0.05 \%$	$\pm 2 \pm 6$
5 Ω to $< 10 \Omega$	$\pm 0.1 \%$	$\pm 2 \pm 8$

Note

1. Tighter performances are available

* Pb containing terminations are not RoHS compliant, exemptions may apply

FEATURES

- Temperature coefficient of resistance (TCR): $\pm 2 \text{ ppm}/^\circ\text{C}$ typical (- 55 °C to + 125 °C, + 25 °C ref.)
- Tolerance: to $\pm 0.01 \%$
- Flexible terminations ensure minimal stress transference from the PCB due to a difference in thermal coefficient of expansions (TCE)
- Electrostatic discharge (ESD) above 25 000 V
- Load life stability: $\pm 0.005 \%$ (70 °C, 2000 h at rated power)
- Resistance range: 5 Ω to 80 kΩ (for higher and lower values, please contact us)
- Power rating: to 600 mW at 70 °C
- Non inductive, non capacitive design
- Current noise: - 40 dB
- Voltage coefficient: $< 0.1 \text{ ppm}/\text{V}$
- Non inductive: $< 0.08 \mu\text{H}$
- Non hot spot design
- Terminal finishes available: lead (Pb)-free tin/lead alloy
- Matched sets with TCR tracking are available upon request
- Any value available within resistance range (e.g. 1K234)
- Prototype samples available from 48 h. For more information, please contact foil@vishaypg.com
- For better performances please review SMRxDZ datasheet



Available
RoHS*
COMPLIANT

APPLICATIONS

- Military, airborne and space
- Precision amplifiers
- High precision instrumentation
- Medical
- Automatic test equipment (ATE)
- Industrial
- Audio (high end stereo equipment)
- EB application
- Pulse application
- Measurement instrumentation

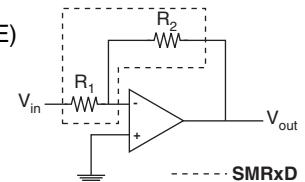


FIGURE 1 - POWER DERATING CURVE

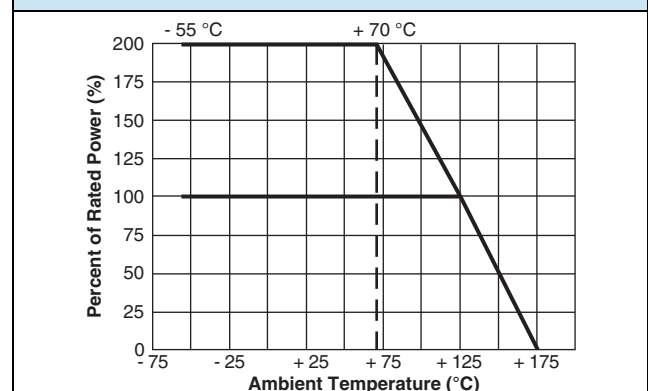


TABLE 3 - PERFORMANCE SPECIFICATIONS

TEST	CONDITIONS				MAXIMUM LIMIT ¹⁾	
	SMR1D		SMR3D		SMR1D	SMR3D
Resistance Range					5 Ω to 33 kΩ	5 Ω to 80 kΩ
Rated Power	5 Ω to 10 kΩ 0.250 W at 70 °C 0.125 W at 125 °C	10 kΩ to 33 kΩ 0.160 W at 70 °C 0.08 W at 125 °C	5 Ω to 30 kΩ 0.6 W at 70 °C 0.3 W at 125 °C	30 kΩ to 80 kΩ 0.4 W at 70 °C 0.2 W at 125 °C	see figure 1	
Maximum Working Voltage					73 V	180 V
Maximum Operating Temperature	+ 175 °C (see figure 1)					
Working Temperature Range	- 55 °C to + 125 °C (MIL range)					
Thermal Shock	- 65 °C to + 150 °C; 30 min; 5 cycles				± 0.01 % (100 ppm)	
Short Time Overload	6.25 x rated power; 5 s				± 0.01 % (100 ppm)	
Low Temperature Storage	24 h at - 65 °C				± 0.01 % (100 ppm)	
Low Temperature Operation	45 min, rated power at - 65 °C				± 0.01 % (100 ppm)	
Dielectric Withstanding Voltage	atmospheric pressure; AC 200 V; 1 min				± 0.01 % (100 ppm)	
Insulation Resistance (MΩ)	DC 100 V; 1 min				over 10 000	
Resistance to Soldering Heat (%)	260 °C; 10 s				± 0.02 %, ± 0.01 % typical	
Moisture Resistance	+ 65 °C to - 10 °C; 90 % to 98 % RH; rated power; 240 h				± 0.02 % (200 ppm)	
Shock	100 G; sawtooth				± 0.01 % (100 ppm)	
Vibration, High Frequency	10 ~ 2000 ~ 10 Hz; 20 G; Y, Z each 4 h				± 0.01 % (100 ppm)	
Load Life Stability (2000 h)	0.04 W at + 70 °C 0.25 W at + 70 °C 0.125 W at + 125 °C		0.1 W at + 70 °C 0.6 W at + 70 °C 0.3 W at + 125 °C		Typical 0.005 % 0.02 % 0.02 %	Typical 0.005 % 0.015 % 0.015 %
High Temperature Exposure	175 °C; no load 2000 h				± 0.05 % (500 ppm)	
Weight					0.1143 g	0.244 g
Packaging	bulk (loose) or tape and reel, per EIA-481-1					

Note

1. As shown + 0.01 Ω to allow for measurement error at low values

FIGURE 2 - DIMENSIONS in inches (millimeters)

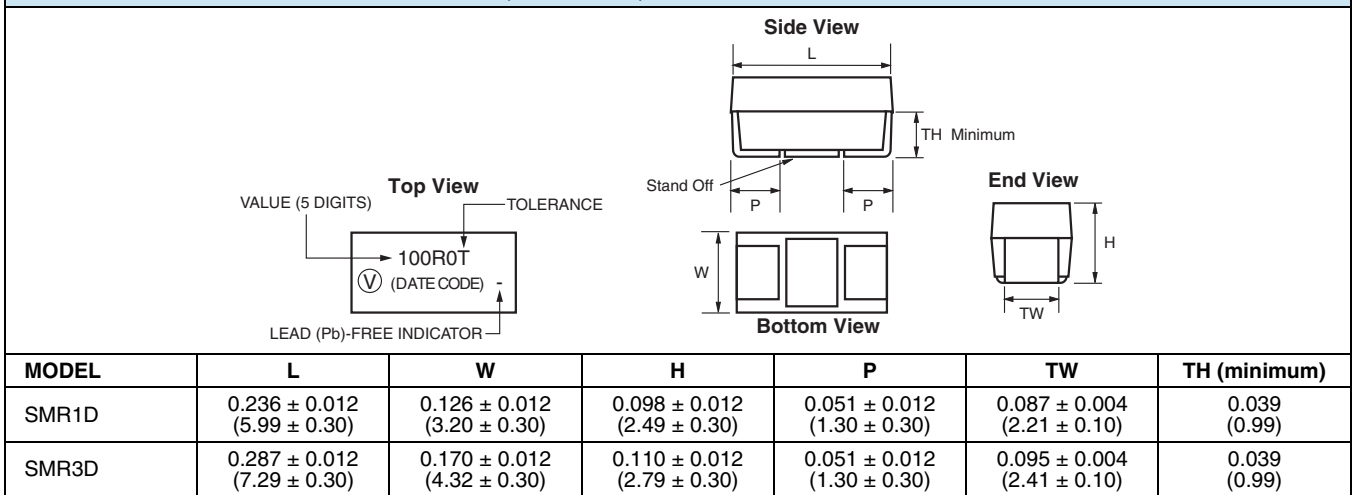


FIGURE 3 - RECOMMENDED MOUNTING PAD GEOMETRIES in inches (millimeters)

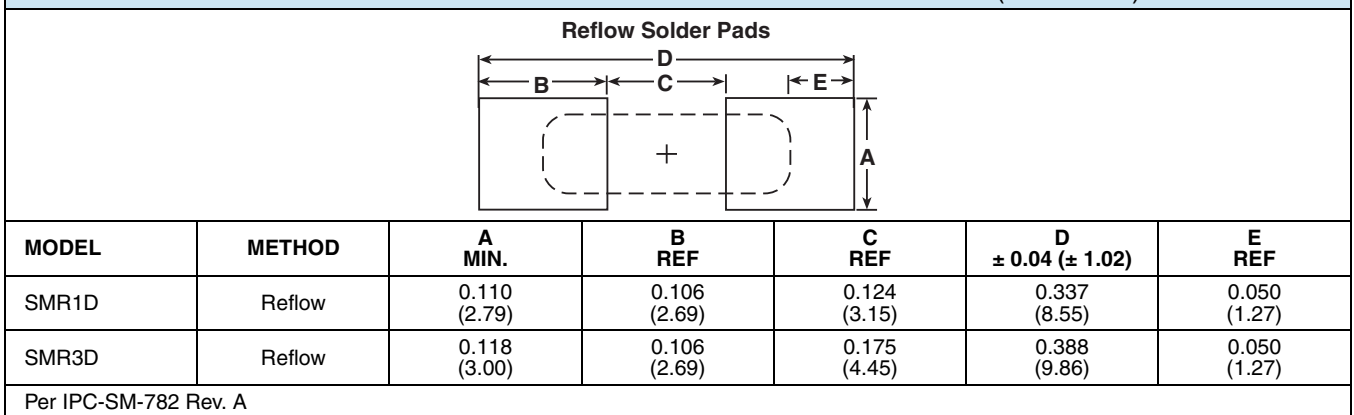


FIGURE 4 - TRIMMING TO VALUES
(conceptual illustration)

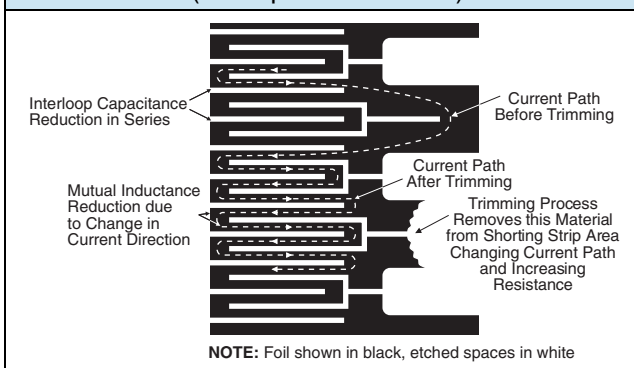
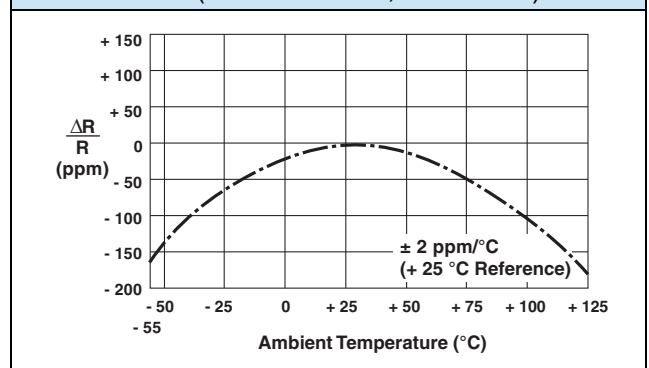


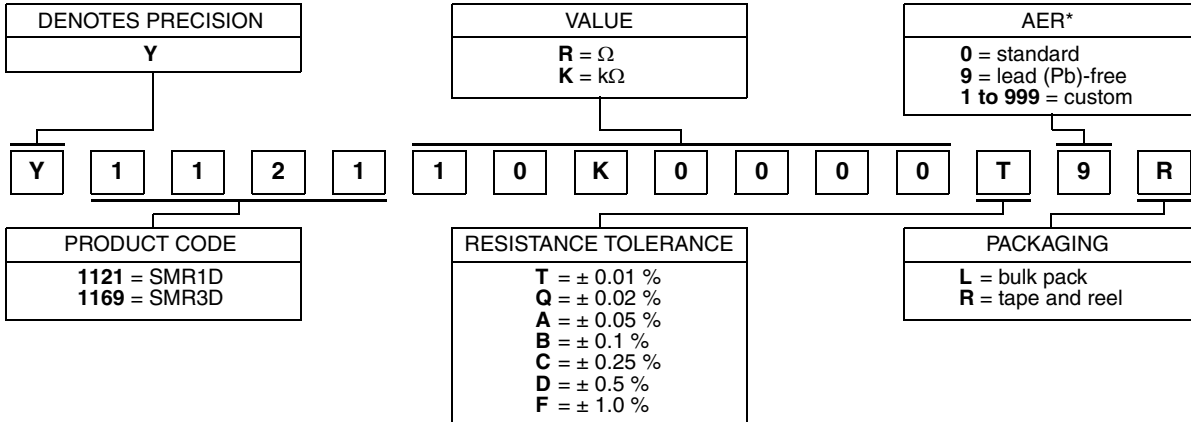
FIGURE 5 - TYPICAL TCR CURVE
(for more details, see table 2)



Note: The TCR values for < 80 Ω are influenced by the termination composition and the result in deviation from this curve

TABLE 4 - GLOBAL PART NUMBER INFORMATION

NEW GLOBAL PART NUMBER: Y112110K0000T9R (preferred part number format)



FOR EXAMPLE: ABOVE GLOBAL ORDER Y1121 10K0000 T 9 R:

TYPE: SMR1D
 VALUE: 10.0 $k\Omega$
 ABSOLUTE TOLERANCE: $\pm 0.01\%$
 TERMINATION: lead (Pb)-free
 PACKAGING: tape and reel

HISTORICAL PART NUMBER: SMR1D 10K000 TCR2 T S T (will continue to be used)

SMR1D	10K000	TCR2	T	S	T
MODEL	OHMIC VALUE	TCR CHARACTERISTIC	RESISTANCE TOLERANCE	TERMINATION	PACKAGING
SMR1D SMR3D	10.0 $k\Omega$		T = $\pm 0.01\%$ Q = $\pm 0.02\%$ A = $\pm 0.05\%$ B = $\pm 0.1\%$ C = $\pm 0.25\%$ D = $\pm 0.5\%$ F = $\pm 1.0\%$	S = lead (Pb)-free B = tin/lead	B = bulk pack T = tape and reel

Note

* For non-standard requests, please contact application engineering.



Disclaimer

ALL PRODUCTS, PRODUCT SPECIFICATIONS AND DATA ARE SUBJECT TO CHANGE WITHOUT NOTICE.

Vishay Precision Group, Inc., its affiliates, agents, and employees, and all persons acting on its or their behalf (collectively, "VPG"), disclaim any and all liability for any errors, inaccuracies or incompleteness contained herein or in any other disclosure relating to any product.

The product specifications do not expand or otherwise modify VPG's terms and conditions of purchase, including but not limited to, the warranty expressed therein.

VPG makes no warranty, representation or guarantee other than as set forth in the terms and conditions of purchase. **To the maximum extent permitted by applicable law, VPG disclaims (i) any and all liability arising out of the application or use of any product, (ii) any and all liability, including without limitation special, consequential or incidental damages, and (iii) any and all implied warranties, including warranties of fitness for particular purpose, non-infringement and merchantability.**

Information provided in datasheets and/or specifications may vary from actual results in different applications and performance may vary over time. Statements regarding the suitability of products for certain types of applications are based on VPG's knowledge of typical requirements that are often placed on VPG products. It is the customer's responsibility to validate that a particular product with the properties described in the product specification is suitable for use in a particular application. You should ensure you have the current version of the relevant information by contacting VPG prior to performing installation or use of the product, such as on our website at vpgsensors.com.

No license, express, implied, or otherwise, to any intellectual property rights is granted by this document, or by any conduct of VPG.

The products shown herein are not designed for use in life-saving or life-sustaining applications unless otherwise expressly indicated. Customers using or selling VPG products not expressly indicated for use in such applications do so entirely at their own risk and agree to fully indemnify VPG for any damages arising or resulting from such use or sale. Please contact authorized VPG personnel to obtain written terms and conditions regarding products designed for such applications.

Product names and markings noted herein may be trademarks of their respective owners.

Copyright Vishay Precision Group, Inc., 2014. All rights reserved.

Компания «Океан Электроники» предлагает заключение долгосрочных отношений при поставках импортных электронных компонентов на взаимовыгодных условиях!

Наши преимущества:

- Поставка оригинальных импортных электронных компонентов напрямую с производств Америки, Европы и Азии, а так же с крупнейших складов мира;
- Широкая линейка поставок активных и пассивных импортных электронных компонентов (более 30 млн. наименований);
- Поставка сложных, дефицитных, либо снятых с производства позиций;
- Оперативные сроки поставки под заказ (от 5 рабочих дней);
- Экспресс доставка в любую точку России;
- Помощь Конструкторского Отдела и консультации квалифицированных инженеров;
- Техническая поддержка проекта, помощь в подборе аналогов, поставка прототипов;
- Поставка электронных компонентов под контролем ВП;
- Система менеджмента качества сертифицирована по Международному стандарту ISO 9001;
- При необходимости вся продукция военного и аэрокосмического назначения проходит испытания и сертификацию в лаборатории (по согласованию с заказчиком);
- Поставка специализированных компонентов военного и аэрокосмического уровня качества (Xilinx, Altera, Analog Devices, Intersil, Interpoint, Microsemi, Actel, Aeroflex, Peregrine, VPT, Syfer, Eurofarad, Texas Instruments, MS Kennedy, Miteq, Cobham, E2V, MA-COM, Hittite, Mini-Circuits, General Dynamics и др.);

Компания «Океан Электроники» является официальным дистрибьютором и эксклюзивным представителем в России одного из крупнейших производителей разъемов военного и аэрокосмического назначения «**JONHON**», а так же официальным дистрибьютором и эксклюзивным представителем в России производителя высокотехнологичных и надежных решений для передачи СВЧ сигналов «**FORSTAR**».



JONHON

«**JONHON**» (основан в 1970 г.)

Разъемы специального, военного и аэрокосмического назначения:

(Применяются в военной, авиационной, аэрокосмической, морской, железнодорожной, горно- и нефтедобывающей отраслях промышленности)

«**FORSTAR**» (основан в 1998 г.)

ВЧ соединители, коаксиальные кабели, кабельные сборки и микроволновые компоненты:

(Применяются в телекоммуникациях гражданского и специального назначения, в средствах связи, РЛС, а так же военной, авиационной и аэрокосмической отраслях промышленности).



Телефон: 8 (812) 309-75-97 (многоканальный)

Факс: 8 (812) 320-03-32

Электронная почта: ocean@oceanchips.ru

Web: <http://oceanchips.ru/>

Адрес: 198099, г. Санкт-Петербург, ул. Калинина, д. 2, корп. 4, лит. А