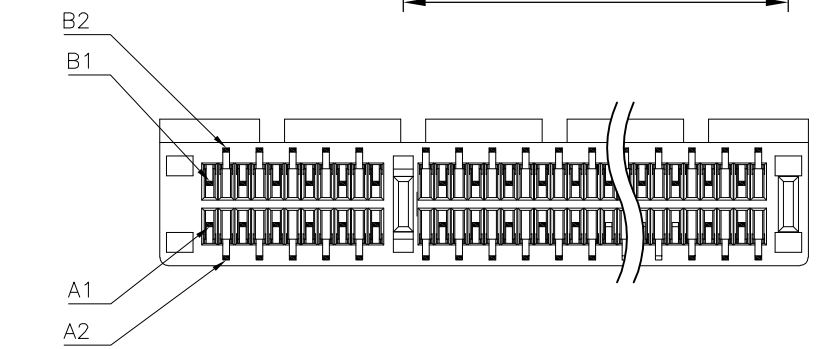
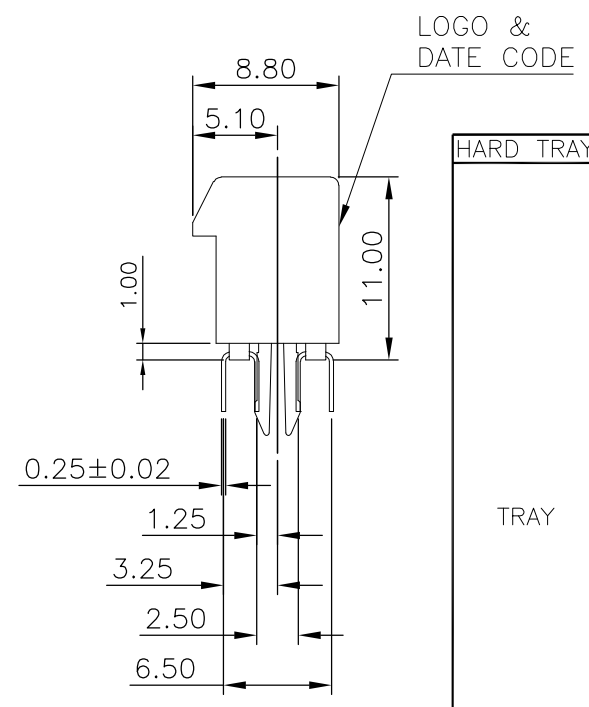
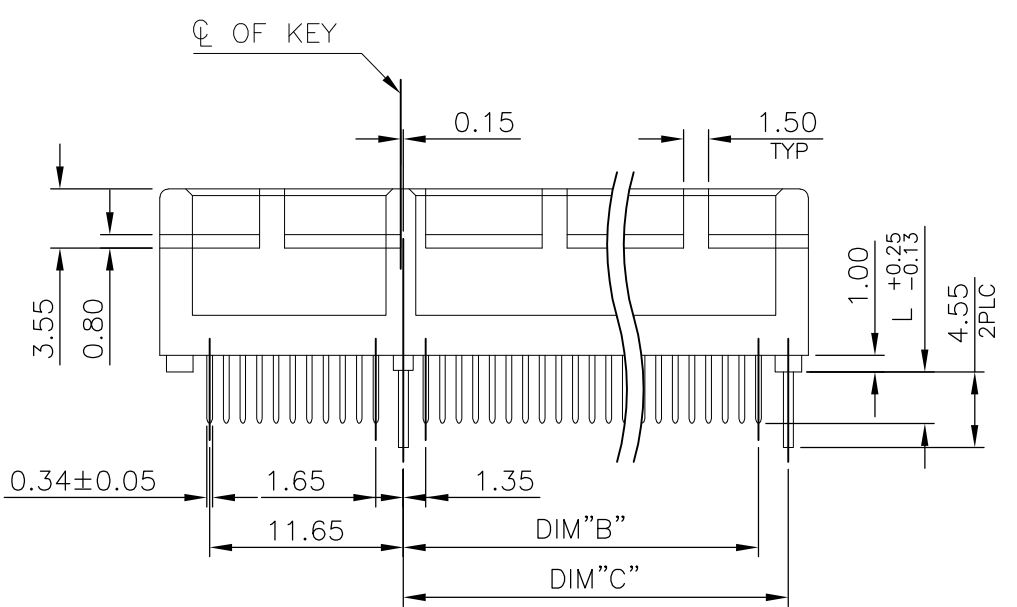
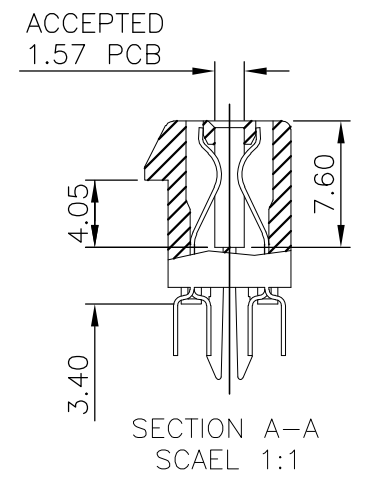
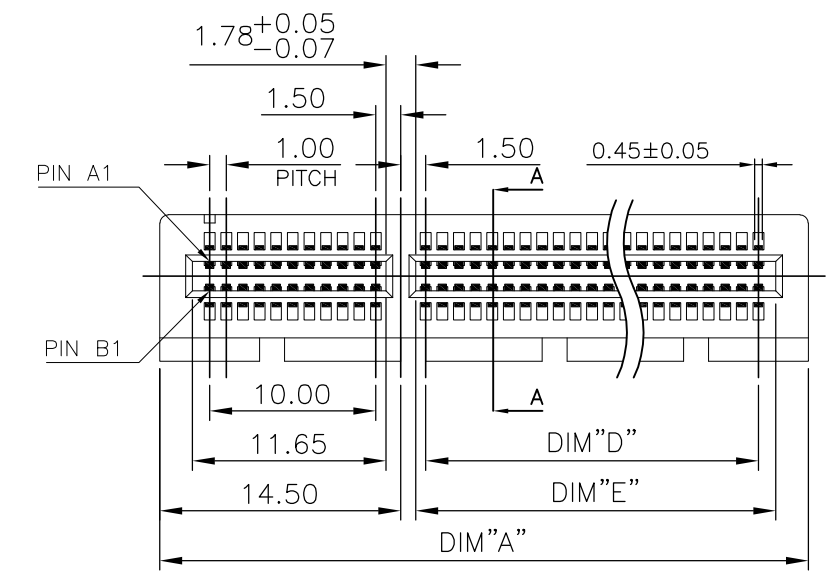


THIS DRAWING IS UNPUBLISHED. RELEASED FOR PUBLICATION
 © COPYRIGHT - By - ALL RIGHTS RESERVED.

| REVISIONS | | | | | |
|-----------|-----|---------------|-----------|-----|------|
| P | LTR | DESCRIPTION | DATE | DWN | APVD |
| D | | ECR-16-014363 | 11OCT2016 | FL | SY |

- NOTE:
- MATERIAL:
 HOUSING (SEE TABLE): PA46 OR PA9T, UL94 V-0, COLOR: BLACK.
 CONTACTS: PHOSPHOR BRONZE.
 BOARDLOCK: BRASS.
 - FINISH:
 2.1 CONTACTS: (SEE TABLE) GOLD PLATED ON CONTACT AREA, 2.54um [100u"] MIN. MATTE-TIN ON SOLDER TAIL, WITH ENTIRE CONTACT UNDERPLATED 1.27um [50u"] MIN. NICKEL.
 2.2 BOARDLOCK: 2.54um [100u"] MATTE-TIN PLATING ALL OVER NICKEL 1.27um[50u"] MIN. UNDERPLATED OVERALL.
 - WAVE SOLDER CAPABLE TO 265°C MAX. PER TE SPEC. 109-202, CONDITION B.
 - WEIGHT:
 36 POS.: 2.55 GRAMS
 64 POS.: 3.90 GRAMS
 98 POS.: 5.50 GRAMS
 164 POS.: 8.80 GRAMS
 - REFLOW SOLDER CAPABLE TO 260°C PER TE SPEC. TEC-109-201, CONDITION B.



| PACKAGING | SOLDER CAPACITY | HOUSING MATERIAL | DIM L | GOLD PLATING | DIM E | DIM D | DIM C | DIM B | DIM A | POS. | PART NUMBER | |
|-----------|--------------------|------------------|--------------------|--------------------|-------|-------|-------|-------|-------|------|-------------|----|
| HARD TRAY | NOTE 3 & 5 | PA9T | 2.30 | 0.381µm[15µ"] MIN. | 71.65 | 70.0 | 73.15 | 71.35 | 89.0 | 164 | 6- | -2 |
| | | | | | | | | | | | 5- | -2 |
| | | | 3.10 | 0.762µm[30µ"] MIN. | 71.65 | 70.0 | 73.15 | 71.35 | 89.0 | 164 | 4- | -6 |
| | | | | | | | | | | | 4- | -5 |
| | | | 2.30 | GOLD FLASH | 71.65 | 70.0 | 73.15 | 71.35 | 89.0 | 164 | 4- | -4 |
| | | | | | | | | | | | 4- | -3 |
| | | 3.10 | 0.762µm[30µ"] MIN. | 38.65 | 37.0 | 40.15 | 38.35 | 56.0 | 98 | 3- | -6 | |
| | | | | | | | | | | 3- | -5 | |
| | | 2.30 | GOLD FLASH | 38.65 | 37.0 | 40.15 | 38.35 | 56.0 | 98 | 3- | -4 | |
| | | | | | | | | | | 3- | -3 | |
| | | 3.10 | 0.762µm[30µ"] MIN. | 21.65 | 20.0 | 23.15 | 21.35 | 39.0 | 64 | 2- | -6 | |
| | | | | | | | | | | 2- | -5 | |
| 2.30 | GOLD FLASH | 21.65 | 20.0 | 23.15 | 21.35 | 39.0 | 64 | 2- | -4 | | | |
| | | | | | | | | 2- | -3 | | | |
| 3.10 | 0.762µm[30µ"] MIN. | 7.65 | 6.0 | 9.15 | 7.35 | 25.0 | 36 | 1- | -6 | | | |
| | | | | | | | | 1- | -5 | | | |
| 2.30 | GOLD FLASH | 7.65 | 6.0 | 9.15 | 7.35 | 25.0 | 36 | 1- | -4 | | | |
| | | | | | | | | 1- | -3 | | | |
| | | | | | | | | | | | 1-1775801-1 | |

THIS DRAWING IS A CONTROLLED DOCUMENT.

DWN B. HSING 21MAY2009
 CHK S. CHIEN 21MAY2009
 APVD W. KODAMA 21MAY2009

STE TE Connectivity

PCI EXPRESS CARD EDGE CONNECTOR
 VERTICAL, DIP TYPE,(BOARD-LOCK FUNCTION)

108-57375

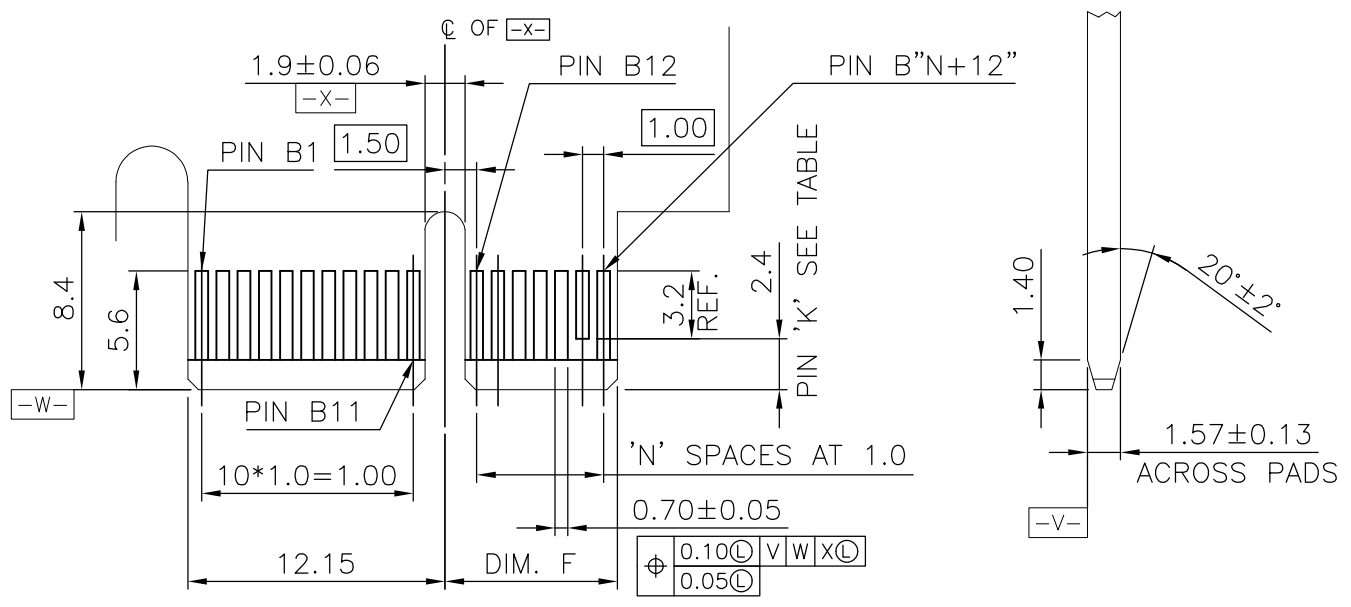
SIZE A3 CAGE CODE 00779 DRAWING NO C-1775801 RESTRICTED TO -

SCALE 1:1 SHEET 1 OF 4 REV D

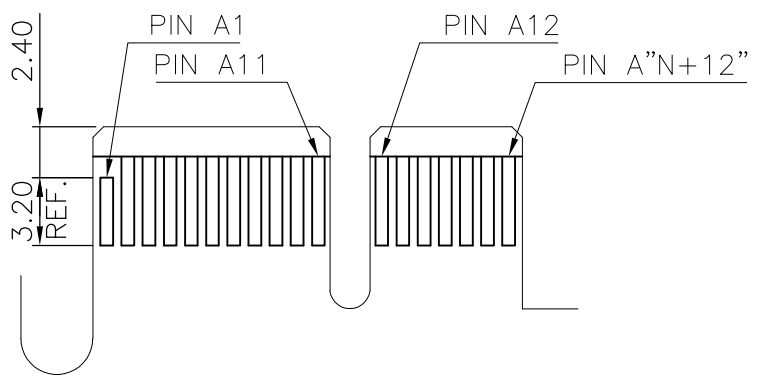
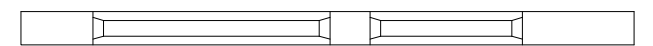
THIS DRAWING IS UNPUBLISHED. RELEASED FOR PUBLICATION
 © COPYRIGHT - By - ALL RIGHTS RESERVED.

| REVISIONS | | | | | |
|-----------|-----|-------------|------|-----|------|
| P | LTR | DESCRIPTION | DATE | DWN | APVD |
| - | - | SEE SHEET 1 | - | - | - |

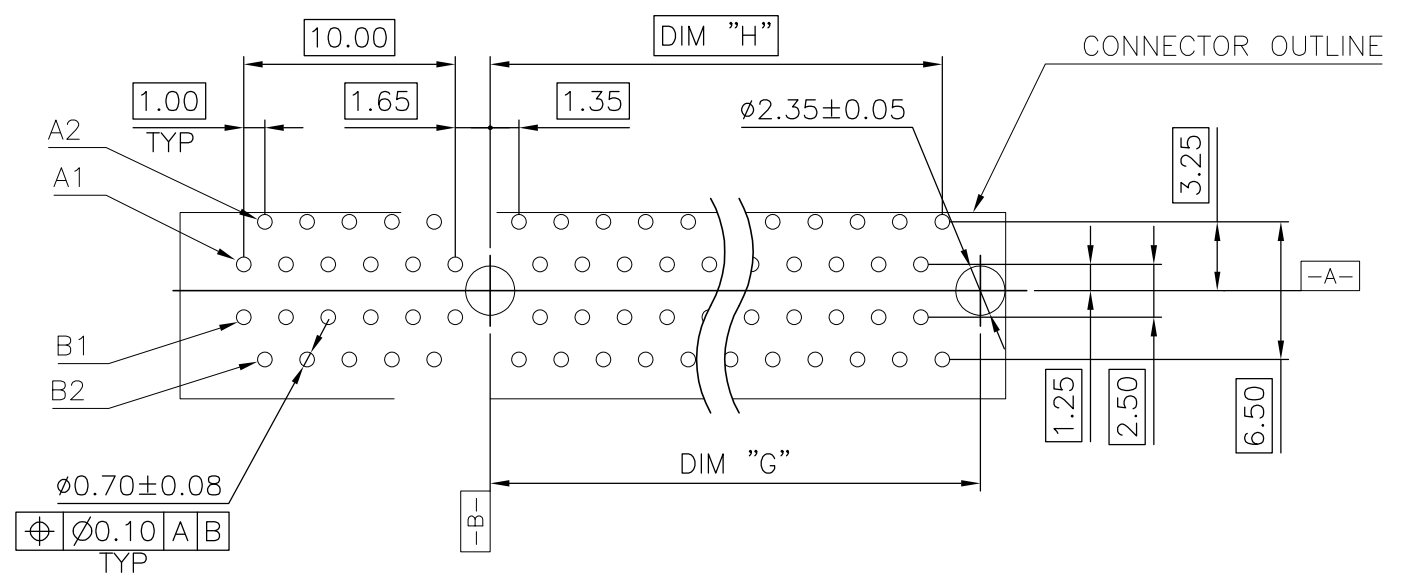
1. NO TIE BAR PERMITTED FROM CARD EDGE TO LEADING EDGE OF PAD FOR PINS A1 AND "K"
2. CHAMFER EDGE MUST BE FREE OF CUTTING BURRS



I/O PANEL DIRECTION
 PRIMARY (COMPONENT) SIDE



SECONDARY (SOLDER) SIDE



RECOMMENDED PCB LAYOUT

TOLERANCE: ±0.05
 DIM.L=3.1mm THICKNESS: 2.4mm
 DIM.L=2.3mm THICKNESS: 1.6mm

| POS. | N | DIM. F | DIM. G | DIM. H | "K" |
|------|----|--------|--------|--------|-----------------|
| 36 | 6 | 8.15 | 9.15 | 7.35 | B17 |
| 64 | 20 | 22.15 | 23.15 | 21.35 | B17,B31 |
| 98 | 37 | 39.15 | 40.15 | 38.35 | B17,B31,B48 |
| 164 | 70 | 72.15 | 73.15 | 71.35 | B17,B31,B48,B81 |

| | | | | | | | | | | | | | | | | | |
|--------------------------------------------------------------------------------------------------------------------------------------------------------------------------------------------------------------------------------------------------------------|--------|--------------------------------|-----------------|-----------|------------------------------|---------------|-------|-------|--------|-------|-----|--------|------|--------------|-----------------------------------------------------------------------------|--|--|
| THIS DRAWING IS A CONTROLLED DOCUMENT. | | DWN B. HSING 21MAY2009 | TE Connectivity | | | | | | | | | | | | | | |
| DIMENSIONS: mm | | CHK S. CHIEN 21MAY2009 | | | | | | | | | | | | | | | |
| TOLERANCES UNLESS OTHERWISE SPECIFIED: | | APVD W. KODAMA 21MAY2009 | NAME | | | | | | | | | | | | | | |
| <table border="0"> <tr><td>0 PLC</td><td>± -</td></tr> <tr><td>1 PLC</td><td>± 0.3</td></tr> <tr><td>2 PLC</td><td>± 0.2</td></tr> <tr><td>3 PLC</td><td>± 0.15</td></tr> <tr><td>4 PLC</td><td>± -</td></tr> <tr><td>ANGLES</td><td>± 3°</td></tr> </table> | | 0 PLC | ± - | 1 PLC | ± 0.3 | 2 PLC | ± 0.2 | 3 PLC | ± 0.15 | 4 PLC | ± - | ANGLES | ± 3° | PRODUCT SPEC | PCI EXPRESS CARD EDGE CONNECTOR VERTICAL, DIP TYPE,(BOARD-LOCK FUNCTION) | | |
| 0 PLC | ± - | | | | | | | | | | | | | | | | |
| 1 PLC | ± 0.3 | | | | | | | | | | | | | | | | |
| 2 PLC | ± 0.2 | | | | | | | | | | | | | | | | |
| 3 PLC | ± 0.15 | | | | | | | | | | | | | | | | |
| 4 PLC | ± - | | | | | | | | | | | | | | | | |
| ANGLES | ± 3° | | | | | | | | | | | | | | | | |
| MATERIAL | | APPLICATION SPEC | SIZE | CAGE CODE | DRAWING NO | RESTRICTED TO | | | | | | | | | | | |
| - | | FINISH | - | - | A300779 | C-1775801 | | | | | | | | | | | |
| CUSTOMER DRAWING | | | WEIGHT | 0 | SCALE 1:1 SHEET 2 OF 4 REV D | | | | | | | | | | | | |

THIS DRAWING IS UNPUBLISHED.

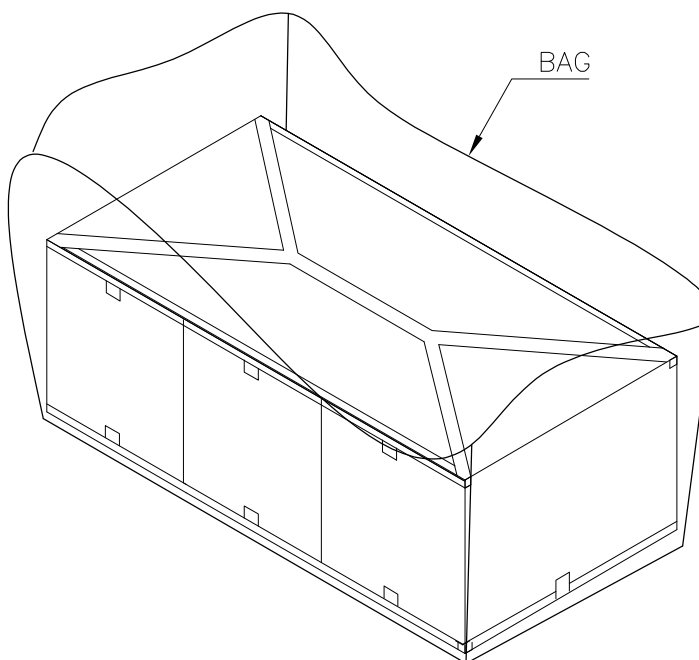
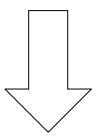
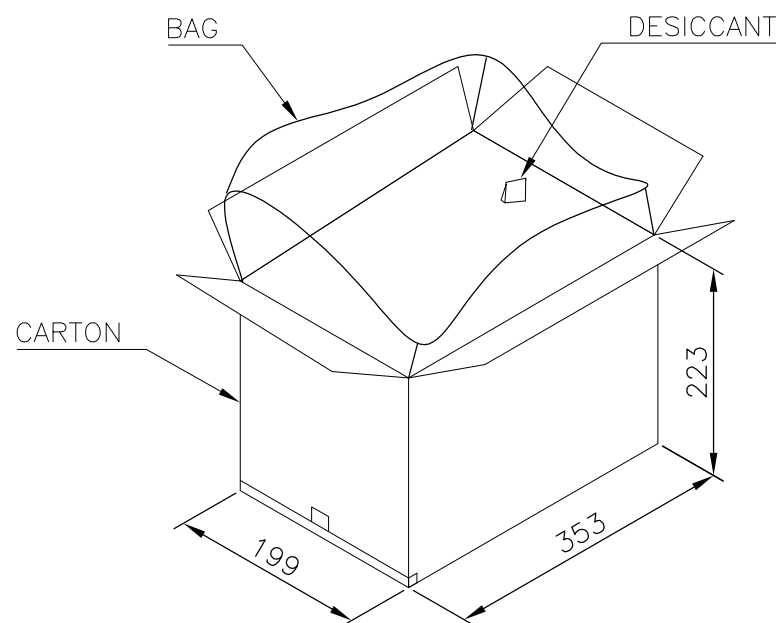
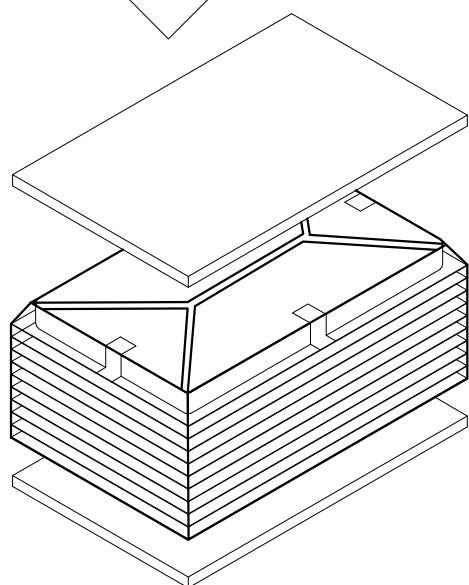
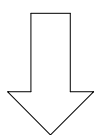
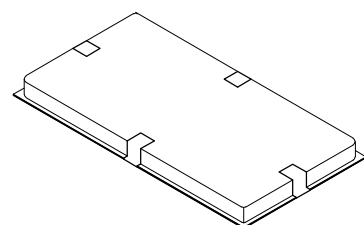
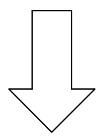
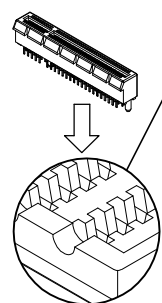
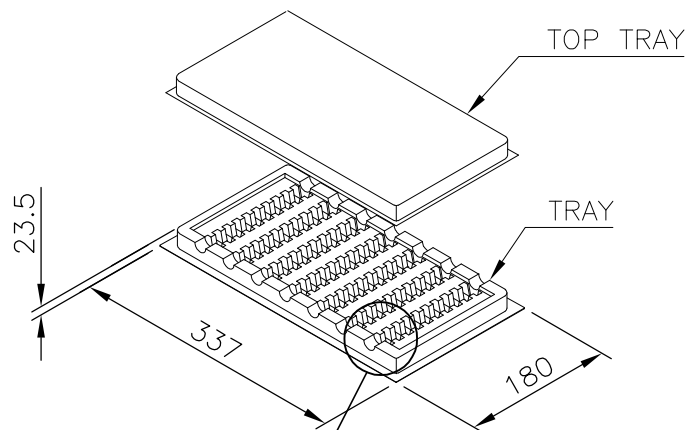
RELEASED FOR PUBLICATION

ALL RIGHTS RESERVED.

© COPYRIGHT - By -

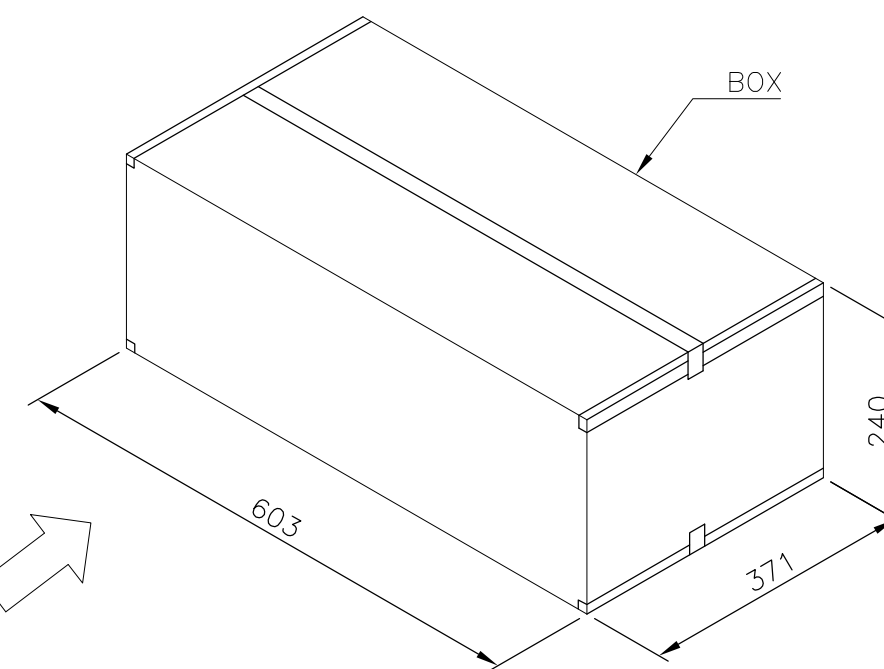
REVISIONS

| P | LTR | DESCRIPTION | DATE | DWN | APVD |
|---|-----|-------------|------|-----|------|
| - | - | SEE SHEET 1 | - | - | - |



NOTES :

- MATERIAL :
TRAY : PVC, COLOR: TRANSPARENT.
CARTON: CORRUGATED FIBER
BOX: CORRUGATED FIBER
- DIMENSION :
TRAY: SEE DRAWING
CARTON: SEE DRAWING
BOX : SEE DRAWING
- QUANTITY : SEE TABLE
- WEIGHT : SEE TABLE



| | | | | | | |
|--------------|------------|-----------|--------------|-------------|----------|-----|
| 9.6 KG | 7.6 KG | 30 | 10 | 3 | 900 | 164 |
| 8.5 KG | 6.5 KG | 40 | 10 | 3 | 1200 | 98 |
| 9.1 KG | 7.1 KG | 60 | 10 | 3 | 1800 | 64 |
| 7.7 KG | 5.7 KG | 70 | 10 | 3 | 2100 | 36 |
| GROSS WEIGHT | NET WEIGHT | PCS/ TRAY | TRAY/ CARTON | CARTON/ BOX | PCS/ BOX | POS |

THIS DRAWING IS A CONTROLLED DOCUMENT.

| DIMENSIONS: | TOLERANCES UNLESS OTHERWISE SPECIFIED: |
|-------------|----------------------------------------|
| mm | |
| | 0 PLC ± - |
| | 1 PLC ± - |
| | 2 PLC ± - |
| | 3 PLC ± - |
| | 4 PLC ± - |
| | ANGLES ± - |
| MATERIAL | FINISH |
| - | - |

| | | |
|------------------|-----------|-----------|
| DWN | B. HSING | 21MAY2009 |
| CHK | S. CHIEN | 21MAY2009 |
| APVD | W. KODAMA | 21MAY2009 |
| PRODUCT SPEC | - | |
| APPLICATION SPEC | - | |
| WEIGHT | 0 | |
| CUSTOMER DRAWING | | |

STE TE Connectivity

NAME
PCI EXPRESS CARD EDGE CONNECTOR
VERTICAL, DIP TYPE,(BOARD-LOCK FUNCTION)

| SIZE | CAGE CODE | DRAWING NO | RESTRICTED TO |
|------|-----------|------------|---------------|
| A3 | 00779 | C-1775801 | - |

| SCALE | SHEET | REV |
|-------|--------|-----|
| 1:1 | 3 OF 4 | D |

THIS DRAWING IS UNPUBLISHED.

RELEASED FOR PUBLICATION

ALL RIGHTS RESERVED.

© COPYRIGHT - By -

REVISIONS

| P | LTR | DESCRIPTION | DATE | DWN | APVD |
|---|-----|-------------|------|-----|------|
| - | - | SEE SHEET 1 | - | - | - |

NOTES :

PACKING MATERIAL MET TE SPEC TEC-138-702.

* CADMIUM AND CADMIUM COMPOUNDS CONTENT:

5 PPM UNDER (PLASTIC, RUBBER, INK, PIGMENT, PAINT)

* LEAD, CADMIUM, CHROM VI AND MERCURY IN PACKAGING MATERIALS CONTENT: 100 PPM (COMBINED) UNDER.

1. MATERIAL :

TRAY: HIPS, COLOR: BLACK.

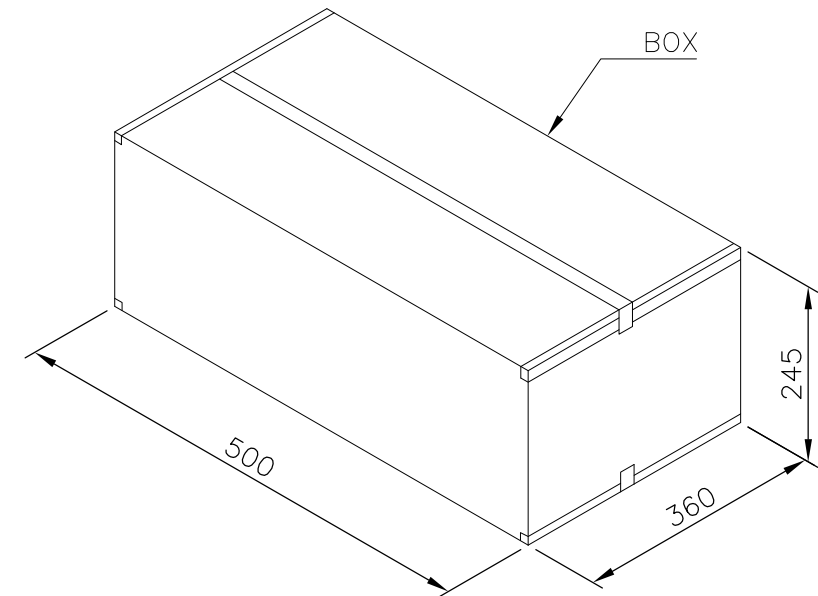
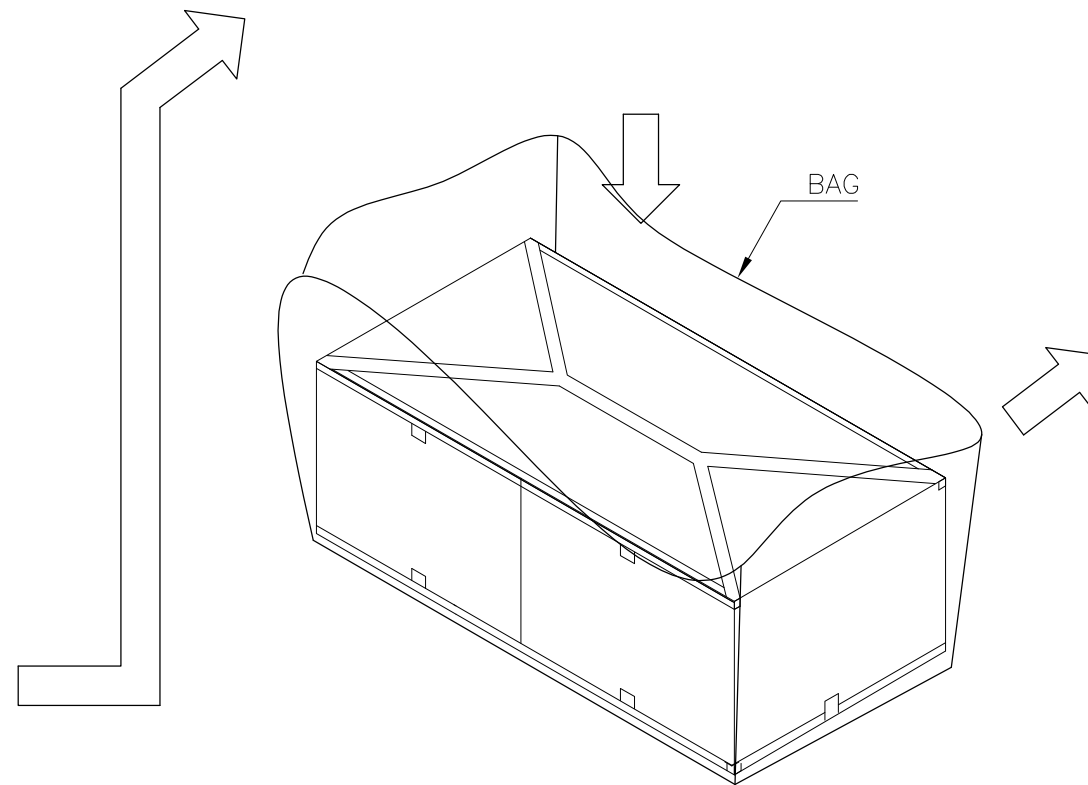
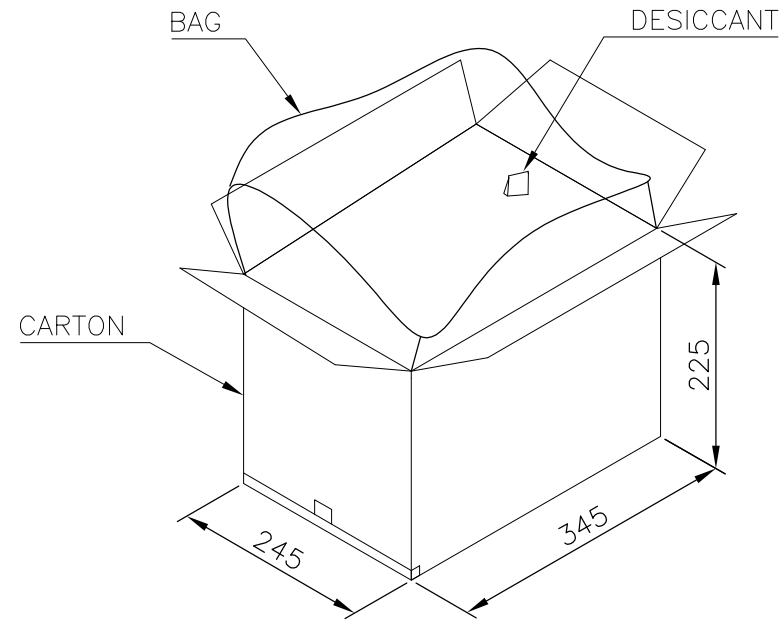
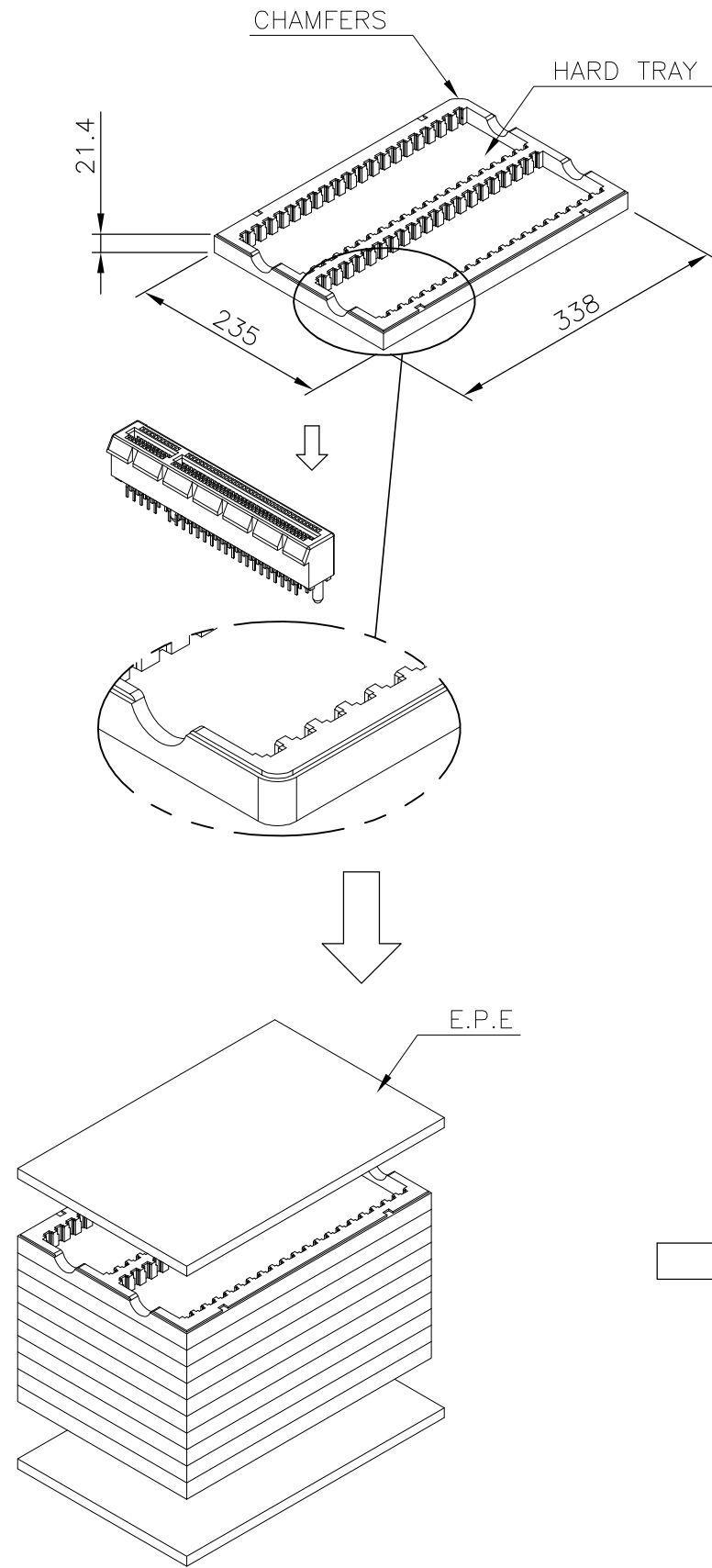
CARTON: CORRUGATED FIBER

BOX: CORRUGATED FIBER

TRANSPARENT BAG: PE, SIZE: 500mm*380mm*0.06mm
640mm*510mm*0.06mm

2. EACH BAG SHALL BE INCLUDED:

* DESICCANT



| | | | | | | |
|--------------|------------|-----------|--------------|-------------|----------|-----|
| 11.5 Kg | 7.0 Kg | 40 | 10 | 2 | 800 | 164 |
| GROSS WEIGHT | NET WEIGHT | PCS/ TRAY | TRAY/ CARTON | CARTON/ BOX | PCS/ BOX | POS |

THIS DRAWING IS A CONTROLLED DOCUMENT.

| DIMENSIONS: | | TOLERANCES UNLESS OTHERWISE SPECIFIED: | |
|-------------|-------|----------------------------------------|---|
| mm | | | |
| | 0 PLC | ± | - |
| | 1 PLC | ± | - |
| | 2 PLC | ± | - |
| | 3 PLC | ± | - |
| | 4 PLC | ± | - |
| ANGLES | | ± | - |
| MATERIAL | | FINISH | |
| - | | - | |

| | | |
|------------------|-----------|-----------|
| DWN | B. HSING | 21MAY2009 |
| CHK | S. CHIEN | 21MAY2009 |
| APVD | W. KODAMA | 21MAY2009 |
| PRODUCT SPEC | - | |
| APPLICATION SPEC | - | |
| WEIGHT | 0 | |
| CUSTOMER DRAWING | | |

| | | | | | | |
|-----------------|--|-----------|--------------|-------------------------------------------------------------------------------------|-------|--|
| TE Connectivity | | | | NAME PCI EXPRESS CARD EDGE CONNECTOR VERTICAL, DIP TYPE,(BOARD-LOCK FUNCTION) | | |
| | | | | | | |
| A300779 | | C-1775801 | | - | | |
| SCALE 1:1 | | | SHEET 4 OF 4 | | REV D | |

Компания «Океан Электроники» предлагает заключение долгосрочных отношений при поставках импортных электронных компонентов на взаимовыгодных условиях!

Наши преимущества:

- Поставка оригинальных импортных электронных компонентов напрямую с производств Америки, Европы и Азии, а так же с крупнейших складов мира;
- Широкая линейка поставок активных и пассивных импортных электронных компонентов (более 30 млн. наименований);
- Поставка сложных, дефицитных, либо снятых с производства позиций;
- Оперативные сроки поставки под заказ (от 5 рабочих дней);
- Экспресс доставка в любую точку России;
- Помощь Конструкторского Отдела и консультации квалифицированных инженеров;
- Техническая поддержка проекта, помощь в подборе аналогов, поставка прототипов;
- Поставка электронных компонентов под контролем ВП;
- Система менеджмента качества сертифицирована по Международному стандарту ISO 9001;
- При необходимости вся продукция военного и аэрокосмического назначения проходит испытания и сертификацию в лаборатории (по согласованию с заказчиком);
- Поставка специализированных компонентов военного и аэрокосмического уровня качества (Xilinx, Altera, Analog Devices, Intersil, Interpoint, Microsemi, Actel, Aeroflex, Peregrine, VPT, Syfer, Eurofarad, Texas Instruments, MS Kennedy, Miteq, Cobham, E2V, MA-COM, Hittite, Mini-Circuits, General Dynamics и др.);

Компания «Океан Электроники» является официальным дистрибьютором и эксклюзивным представителем в России одного из крупнейших производителей разъемов военного и аэрокосмического назначения «JONHON», а так же официальным дистрибьютором и эксклюзивным представителем в России производителя высокотехнологичных и надежных решений для передачи СВЧ сигналов «FORSTAR».



JONHON

«JONHON» (основан в 1970 г.)

Разъемы специального, военного и аэрокосмического назначения:

(Применяются в военной, авиационной, аэрокосмической, морской, железнодорожной, горно- и нефтедобывающей отраслях промышленности)

«FORSTAR» (основан в 1998 г.)

ВЧ соединители, коаксиальные кабели, кабельные сборки и микроволновые компоненты:

(Применяются в телекоммуникациях гражданского и специального назначения, в средствах связи, РЛС, а так же военной, авиационной и аэрокосмической отраслях промышленности).



Телефон: 8 (812) 309-75-97 (многоканальный)

Факс: 8 (812) 320-03-32

Электронная почта: ocean@oceanchips.ru

Web: <http://oceanchips.ru/>

Адрес: 198099, г. Санкт-Петербург, ул. Калинина, д. 2, корп. 4, лит. А