

Dielectric Filters (GIGAFIL®)

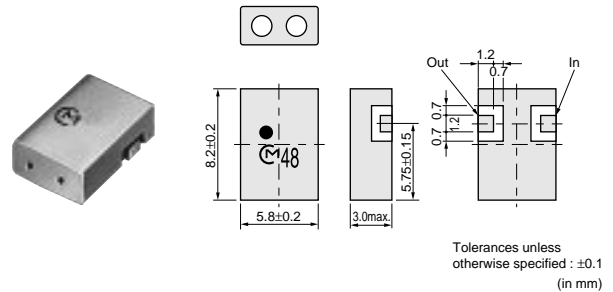


Band Pass Filters

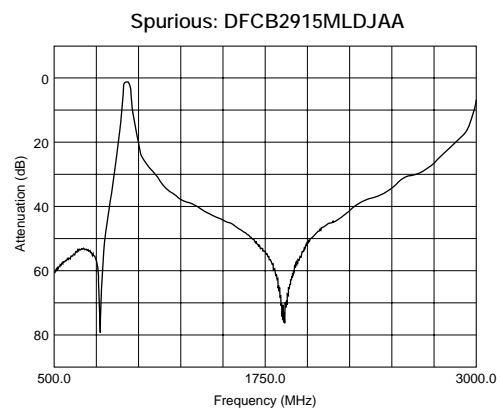
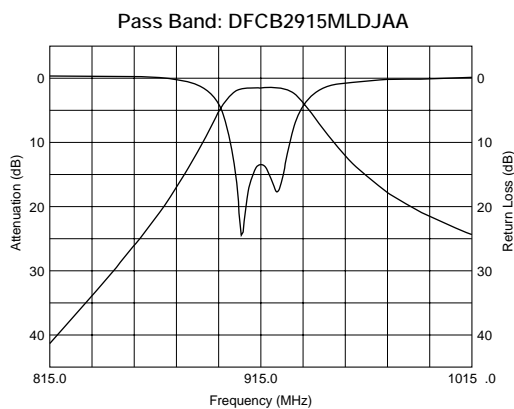
DFCB Series 800/900MHz

■ Features

1. Low insertion loss for using high Q-value dielectric resonators
2. Small and light for using high dielectric constant ceramics
3. Excellent temperature stability for temperature compensated dielectric constant (0+-5 ppm/degree C max.)
4. Excellent mechanical stability without vibratile structure
5. SMD and reflow soldering available
6. Mountable by automatic placement machine



■ Characteristics



| Application | Part Number | fo (MHz) | Bandwidth (MHz) | IL at BW (dB max.) | Attenuation (dB min.) | Operation Temp. (°C) |
|-------------|----------------|----------|-----------------|--------------------|------------------------|----------------------|
| AMPS | DFCB2836MLDJAA | 836.5 | 25 | 2.6 | 6.5 (869 to 894MHz) | -30 to +85 |
| CT2 | DFCB2841MLEJAA | 841 | 4 | 3.0 | 38 (Fo-150MHz) | -30 to +85 |
| CT2 | DFCB2866MLEJAA | 866 | 4 | 3.0 | 38 (Fo-150MHz) | -30 to +85 |
| AMPS | DFCB2881MLDJAA | 881.5 | 25 | 2.6 | 9 (824 to 849MHz) | -30 to +85 |
| CT1+ | DFCB2886MLEJAA | 886 | 2 | 3.0 | 24 (Fo-44MHz) | -30 to +85 |
| GSM | DFCB2902MLDJAA | 902.5 | 25 | 2.6 | 27 (Fo-77.5MHz) | -30 to +85 |
| WLAN915 | DFCB2903MLEJAA | 903 | 2 | 3.0 | 20 (Fo+22MHz) | -30 to +85 |
| CT2 | DFCB2912MLDJAA | 912 | 4 | 2.0 | 50 (Fo-150MHz) | -30 to +85 |
| CT2 | DFCB2912MLEJAA | 912 | 4 | 3.0 | 38 (Fo-150MHz) | -30 to +85 |
| CT1 | DFCB2914MLEJAA | 914.5 | 1 | 3.0 | 24 (Fo-44MHz) | -30 to +85 |
| WLAN915 | DFCB2915MLDJAA | 915 | 26 | 2.5 | 27 (837.5MHz) | -35 to +85 |
| WLAN915 | DFCB2926MLEJAA | 926.25 | 2.7 | 2.8 | 21 (902.4 to 905.1MHz) | -30 to +85 |
| WLAN915 | DFCB2927MLEJAA | 927 | 2 | 3.0 | 15 (Fo-22MHz) | -30 to +85 |
| CT1+ | DFCB2931MLEJAA | 931 | 2 | 3.0 | 24 (Fo-44MHz) | -30 to +85 |
| GSM | DFCB2947MLDJAA | 947.5 | 25 | 2.6 | 27 (Fo-77.5MHz) | -30 to +85 |
| CT1 | DFCB2959MLEJAA | 959.5 | 1 | 3.0 | 30 (Fo+44MHz) | -30 to +85 |
| LMR | DFCB3815MLDJAA | 815.5 | 19 | 2.5 | 12 (Fo±35.5MHz) | -30 to +85 |
| AMPS | DFCB3836MLDJAA | 836.5 | 25 | 3.0 | 12 (869 to 894MHz) | -30 to +85 |
| CT2 | DFCB3841MLEJAA | 841 | 4 | 5.3 | 60 (Fo-150MHz) | -30 to +85 |
| LMR | DFCB3860MLDJAA | 860.5 | 19 | 2.5 | 13 (Fo-35.5MHz) | -30 to +85 |

Continued on the following page.

Continued from the preceding page.

| Application | Part Number | fo (MHz) | Bandwidth (MHz) | IL at BW (dB max.) | Attenuation (dB min.) | Operation Temp. (°C) |
|-------------|-----------------------|----------|-----------------|--------------------|-----------------------|----------------------|
| CT2 | DFCB3866MLEJAA | 866 | 4 | 5.3 | 60 (Fo-150MHz) | -30 to +85 |
| AMPS | DFCB3881MLDJAA | 881.5 | 25 | 3.0 | 15 (824 to 849MHz) | -30 to +85 |
| CT1+ | DFCB3886MLEJAA | 886 | 2 | 5.3 | 45 (Fo-44MHz) | -30 to +85 |
| GSM | DFCB3902MLDJAA | 902.5 | 25 | 3.0 | 45 (Fo-77.5MHz) | -30 to +85 |
| WLAN915 | DFCB3903MLEJAA | 903 | 2 | 5.3 | 29 (Fo-22MHz) | -30 to +85 |
| CT2 | DFCB3912MLEJAA | 912 | 4 | 5.3 | 60 (Fo-150MHz) | -30 to +85 |
| CT1 | DFCB3914MLEJAA | 914.5 | 1 | 5.3 | 45 (Fo-44MHz) | -30 to +85 |
| WLAN915 | DFCB3915MLDJAA | 915 | 26 | 3.0 | 15 (Fo-32.5MHz) | -30 to +85 |
| WLAN915 | DFCB3927MLEJAA | 927 | 2 | 5.3 | 29 (Fo-22MHz) | -30 to +85 |
| CT1+ | DFCB3931MLEJAA | 931 | 2 | 5.3 | 45 (Fo-44MHz) | -30 to +85 |
| GSM | DFCB3947MLDJAA | 947.5 | 25 | 3.0 | 45 (Fo-77.5MHz) | -30 to +85 |
| CT1 | DFCB3959MLEJAA | 959.5 | 1 | 5.3 | 45 (Fo-44MHz) | -30 to +85 |

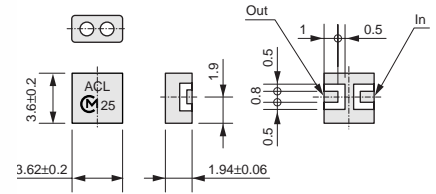
DFCB Series 1.5-5GHz

■ Features

1. Low insertion loss for using high Q-value dielectric resonators
2. Small and light for using high dielectric constant ceramics
3. Excellent temperature stability for temperature compensated dielectric constant (0+5 ppm/degree C max.)
4. Excellent mechanical stability without vibratile structure
5. SMD and reflow soldering available
6. Mountable by automatic placement machine



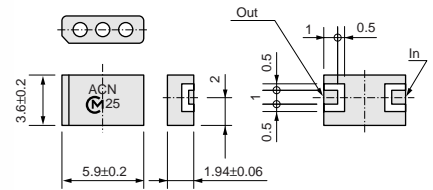
DFCB22G33LBJAA



Tolerances unless otherwise specified : ±0.1 (in mm)



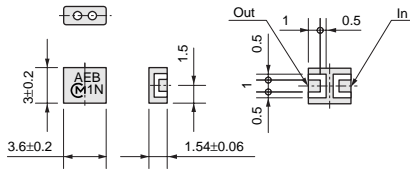
DFCB32G33LBJAA



Tolerances unless otherwise specified : ±0.1 (in mm)



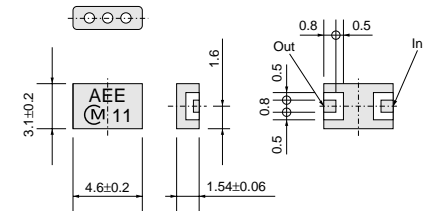
DFCB25G25LAHAA



Tolerances unless otherwise specified : ±0.1 (in mm)



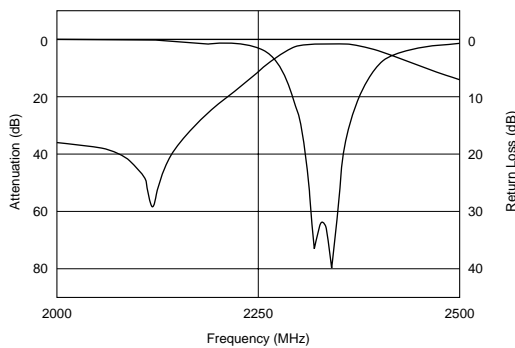
DFCB35G25LAHAA



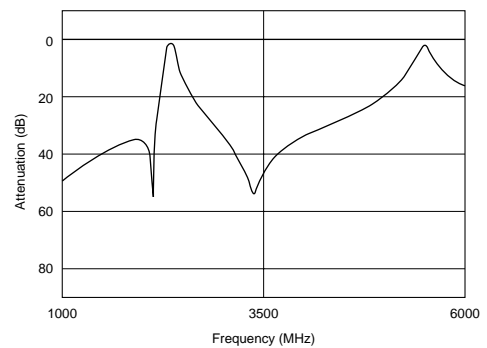
Tolerances unless otherwise specified : ±0.1 (in mm)

■ Characteristics

Pass Band: DFCB22G33LBJAA



Spurious: DFCB22G33LBJAA

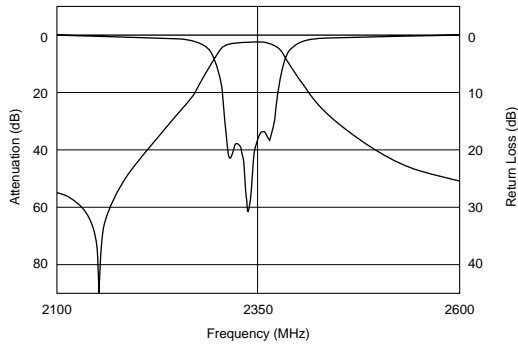


Continued on the following page. ↗

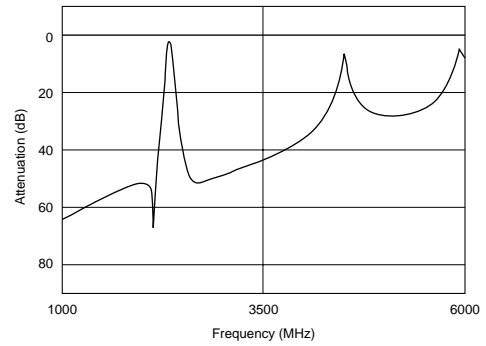
Continued from the preceding page.

Characteristics

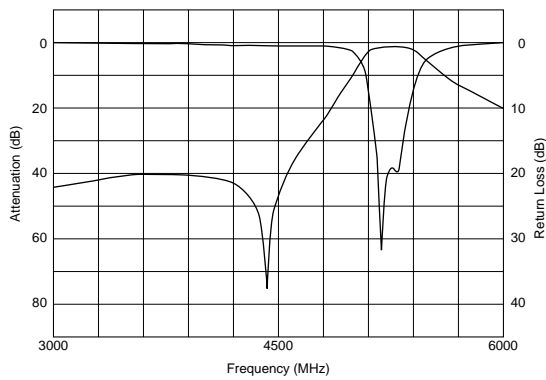
Pass Band: DFCB32G33LBJAA



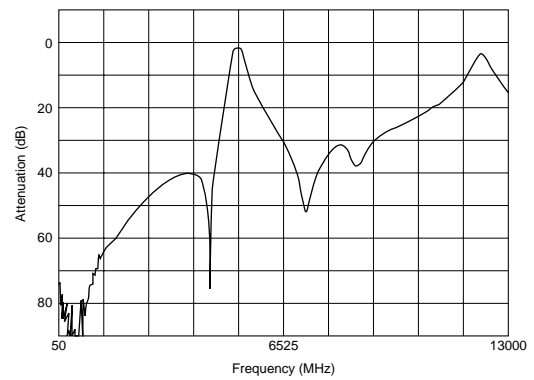
Spurious: DFCB32G33LBJAA



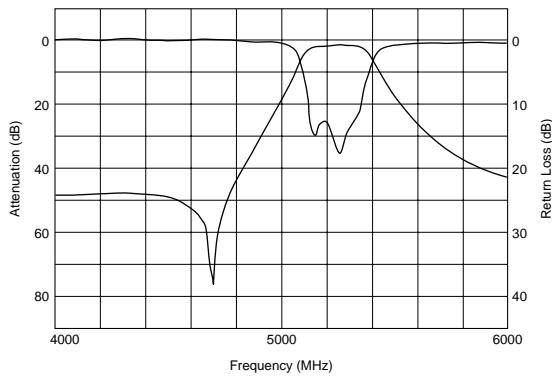
Pass Band: DFCB25G25LAHAA



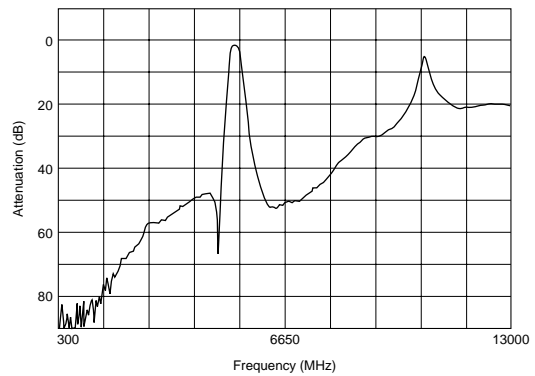
Spurious: DFCB25G25LAHAA



Pass Band: DFCB35G25LAHAA



Spurious: DFCB35G25LAHAA



| Application | Part Number | fo (MHz) | Bandwidth (MHz) | IL at BW (dB max.) | Attenuation (dB min.) | Operation Temp. (°C) |
|-------------|----------------|----------|-----------------|--------------------|-----------------------|----------------------|
| DAB | DFCB21G47LBJAA | 1472 | 40 | 2.0 | 38 (1122MHz) | -30 to +85 |
| PDC1.5 | DFCB21G48LBJAA | 1489 | 24 | 1.4 | 10 (1607 to 1631MHz) | -30 to +85 |
| GPS | DFCB21G57LBJAB | 1575.42 | 3 | 1.3 | 37 (1850 to 1910MHz) | -35 to +85 |
| GPS | DFCB21G57LCJAA | 1575.42 | 2 | 3.5 | 15 (Fo±50MHz) | -30 to +85 |
| GPS | DFCB21G57LDJAB | 1575.42 | 2 | 3.15 | 18 (Fo±50MHz) | -30 to +85 |
| DCS1800 | DFCB21G84LDJAA | 1842.5 | 75 | 2.0 | 20 (Fo-160MHz) | -35 to +85 |
| PCS1.9 | DFCB21G88LDJAA | 1880 | 60 | 1.5 | 17 (2280MHz) | -30 to +85 |
| DECT | DFCB21G89LBJAA | 1890 | 20 | 2.0 | 40 (1660 to 1680MHz) | -30 to +85 |
| DECT | DFCB21G89LBJAB | 1890 | 20 | 1.7 | 35 (1660 to 1680MHz) | -30 to +85 |
| DECT | DFCB21G89LDHAA | 1890 | 20 | 0.9 | 27 (1655 to 1679MHz) | -10 to +55 |
| DECT | DFCB21G89LDJAA | 1890 | 20 | 2.0 | 45 (1660 to 1680MHz) | -30 to +85 |
| PHS | DFCB21G90LBJAA | 1907.5 | 25 | 1.0 | 20 (1655 to 1680MHz) | -15 to +55 |

Continued on the following page. ↗

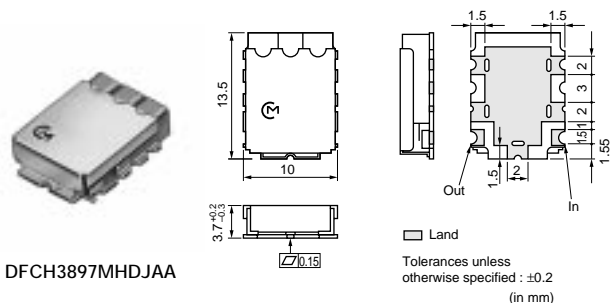
Continued from the preceding page.

| Application | Part Number | fo (MHz) | Bandwidth (MHz) | IL at BW (dB max.) | Attenuation (dB min.) | Operation Temp. (°C) |
|--------------|-----------------------|----------|-----------------|--------------------|-----------------------|----------------------|
| PHS | DFCB21G90LBJAB | 1907.5 | 25 | 1.6 | 35 (1655 to 1680MHz) | -15 to +55 |
| PHS | DFCB21G90LBJAC | 1907.5 | 25 | 1.9 | 45 (1655 to 1680MHz) | -15 to +55 |
| DECT (CHINA) | DFCB21G91LBJAA | 1910 | 20 | 1.7 | 34 (1675 to 1700MHz) | -30 to +85 |
| DECT (CHINA) | DFCB21G91LDJAA | 1910 | 20 | 1.8 | 40 (1675 to 1700MHz) | -30 to +85 |
| CDMA1.9 | DFCB21G92LBJAA | 1920 | 20 | 1.2 | 20 (1655 to 1694MHz) | -30 to +85 |
| CDMA1.9 | DFCB21G92LDJAA | 1920 | 20 | 1.9 | 16 (1800 to 1820MHz) | -30 to +85 |
| PCS1.9 | DFCB21G96LDJAA | 1960 | 60 | 1.5 | 17 (2360MHz) | -30 to +85 |
| TD-SCDMA | DFCB22G01LBJAA | 2017.5 | 15 | 1.5 | 35 (1270MHz) | -35 to +85 |
| W-CDMA | DFCB22G14LBJAA | 2140 | 60 | 2.7 | 26 (1920 to 1980MHz) | -30 to +85 |
| Sirius Radio | DFCB22G32LBJAA | 2326 | 14 | 1.8 | 8.5 (2227MHz) | -35 to +85 |
| XM Satellite | DFCB22G33LBJAA | 2339 | 14 | 1.8 | 8.5 (2240MHz) | -35 to +85 |
| WLAN2.4 | DFCB22G44LANAA | 2441.5 | 83 | 1.5 | 35 (2000MHz) | -35 to +85 |
| WLAN2.4 | DFCB22G44LBJAA | 2442 | 84 | 2.0 | 16 (Fo-250MHz) | -30 to +85 |
| WLAN2.4 | DFCB22G45LBJAA | 2450 | 100 | 2.0 | 15 (Fo-250MHz) | -30 to +85 |
| WLAN2.4 | DFCB22G48LBJAA | 2484 | 26 | 2.0 | 27.5 (Fo-204MHz) | -30 to +85 |
| VICS | DFCB22G50LBJAA | 2500 | 4 | 4.5 | 20 (2440MHz) | -30 to +85 |
| WLAN5G | DFCB25G25LAHAA | 5250 | 200 | 1.5 | 38 (4370 to 4510MHz) | -35 to +85 |
| WLAN5G | DFCB25G59LAHAA | 5597.5 | 255 | 1.5 | 11 (Fo-375MHz) | -35 to +85 |
| WLAN5G | DFCB25G77LAHAA | 5775 | 100 | 1.5 | 12 (Fo-375MHz) | -35 to +85 |
| ETC | DFCB25G80LBHAA | 5800 | 100 | 2.0 | 25 (Fo-375MHz) | -30 to +85 |
| DAB | DFCB31G47LBJAA | 1472 | 40 | 3.0 | 45 (1100MHz) | -35 to +85 |
| DCS1800 | DFCB31G74LBJAA | 1747.5 | 75 | 3.5 | 45 (1464 to 1539MHz) | -30 to +85 |
| DCS1800 | DFCB31G84LBJAA | 1842.5 | 75 | 3.5 | 45 (1559 to 1634MHz) | -30 to +85 |
| DCS1800 | DFCB31G84LBJAB | 1842.5 | 75 | 2.75 | 45 (0.3 to 1388MHz) | -30 to +85 |
| PCS1.9 | DFCB31G88LBJAA | 1880 | 60 | 3.7 | 5 (1930MHz) | -30 to +85 |
| PCS1.9 | DFCB31G88LBJAB | 1880 | 60 | 4.0 | 41 (2043 to 2103MHz) | -30 to +85 |
| W-CDMA | DFCB31G95LBJAA | 1950 | 60 | 3.5 | 35 (2110 to 2170MHz) | -30 to +85 |
| PCS1.9 | DFCB31G96LBJAA | 1960 | 60 | 3.7 | 5 (1910MHz) | -30 to +85 |
| PCS1.9 | DFCB31G96LBJAB | 1960 | 60 | 3.0 | 10 (1498 to 1860MHz) | -30 to +85 |
| PCS1.9 | DFCB31G96LBJAC | 1960 | 60 | 2.8 | 10 (1860MHz) | -30 to +85 |
| PCS1.9 | DFCB31G96LBJAE | 1960 | 60 | 3.7 | 20 (2065 to 2125MHz) | -35 to +85 |
| W-CDMA | DFCB32G14LBJAA | 2140 | 60 | 3.7 | 30 (1920 to 1980MHz) | -30 to +85 |
| Sirius Radio | DFCB32G32LBJAA | 2326 | 14 | 3.0 | 24 (2227MHz) | -35 to +85 |
| XM Satellite | DFCB32G33LBJAA | 2339 | 14 | 3.0 | 24 (2240MHz) | -35 to +85 |
| WLAN2.4 | DFCB32G44LBJAA | 2442 | 84 | 3.2 | 30 (Fo-250MHz) | -30 to +85 |
| WLAN2.4 | DFCB32G45LBJAA | 2450 | 100 | 3.2 | 30 (Fo-250MHz) | -30 to +85 |
| WLAN5G | DFCB35G25LAHAA | 5250 | 200 | 3.3 | 45 (4450 to 4650MHz) | -35 to +85 |
| WLAN5G | DFCB35G59LAHAA | 5597.5 | 255 | 3.6 | 45 (4750 to 5000MHz) | -35 to +85 |
| WLAN5G | DFCB35G77LAHAA | 5775 | 100 | 3.0 | 30 (Fo-375MHz) | -35 to +85 |
| WLAN5G | DFCB35G80LBHAA | 5800 | 150 | 3.4 | 10 (Fo-175MHz) | -35 to +85 |

DFCH Series 800/900MHz

■ Features

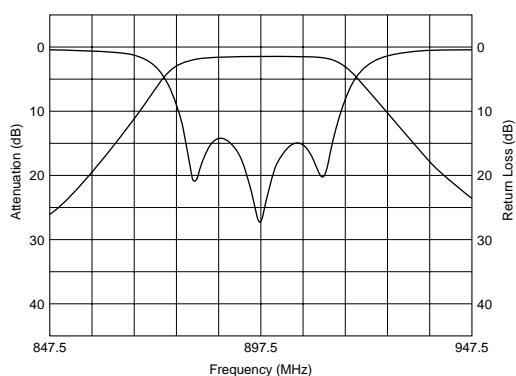
1. Low insertion loss for using high Q-value dielectric resonators
2. Small and light for using high dielectric constant ceramics
3. Excellent temperature stability for temperature compensated dielectric constant (0+5 ppm/degree C max.)
4. Excellent mechanical stability without vibratile structure
5. SMD and reflow soldering available
6. Mountable by automatic placement machine



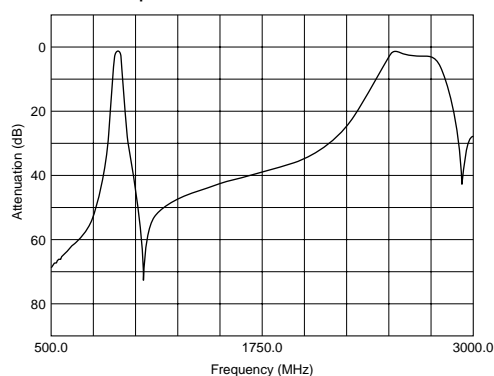
DFCH3897MHDJAA

■ Characteristics

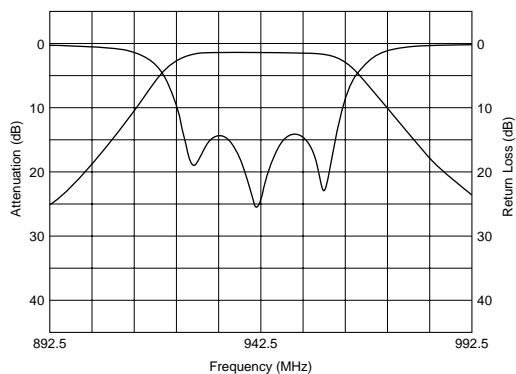
Pass Band: DFCH3897MHDJAA



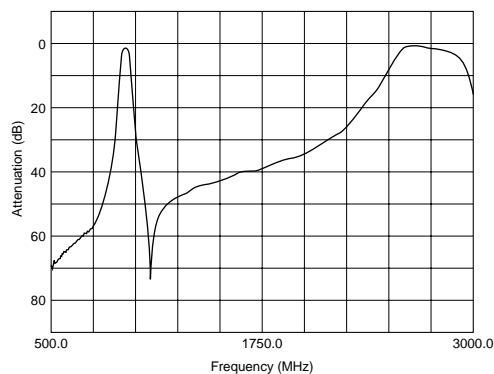
Spurious: DFCH3897MHDJAA



Pass Band: DFCH3942MHDJAA



Spurious: DFCH3942MHDJAA



| Application | Part Number | fo (MHz) | Bandwidth (MHz) | IL at BW (dB max.) | Attenuation (dB min.) | Operation Temp. (°C) |
|-------------|----------------|----------|-----------------|--------------------|-----------------------|----------------------|
| LMR | DFCH3815MHDJAA | 815 | 20 | 2.8 | 36 (Fo±80MHz) | -30 to +85 |
| AMPS | DFCH3836MHDJAA | 836.5 | 25 | 2.6 | 12 (Fo±32.5MHz) | -30 to +85 |
| LMR | DFCH3860MHDJAA | 860 | 20 | 2.8 | 36 (Fo±80MHz) | -30 to +85 |
| AMPS | DFCH3881MHDJAA | 881.5 | 25 | 2.6 | 12 (Fo±32.5MHz) | -30 to +85 |
| ETACS | DFCH3888MHDJAA | 888.5 | 33 | 3.0 | 7 (Fo±28.5MHz) | -30 to +85 |
| EGSM | DFCH3897MHDJAA | 897.5 | 35 | 3.0 | 6 (Fo±27.5MHz) | -30 to +85 |
| GSM | DFCH3902MHDJAA | 902.5 | 25 | 2.6 | 12 (Fo±32.5MHz) | -30 to +85 |
| ETACS | DFCH3933MHDJAA | 933.5 | 33 | 3.0 | 7 (Fo±28.5MHz) | -30 to +85 |
| EGSM | DFCH3942MHDJAA | 942.5 | 35 | 3.0 | 6 (Fo±27.5MHz) | -30 to +85 |
| GSM | DFCH3947MHDJAA | 947.5 | 25 | 2.6 | 12 (Fo±32.5MHz) | -30 to +85 |
| ETACS | DFCH4888MHDJAA | 888.5 | 33 | 4.6 | 15 (Fo±28.5MHz) | -30 to +85 |

Continued on the following page. ↗

☐ Continued from the preceding page.

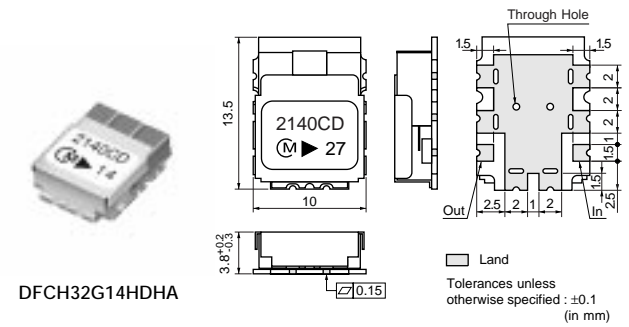
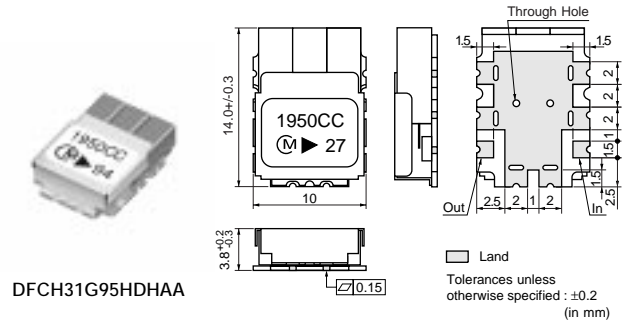
| Application | Part Number | fo (MHz) | Bandwidth (MHz) | IL at BW (dB max.) | Attenuation (dB min.) | Operation Temp. (°C) |
|-------------|-----------------------|----------|-----------------|--------------------|-----------------------|----------------------|
| EGSM | DFCH4897MHDJAA | 897.5 | 35 | 4.6 | 13 (Fo±27.5MHz) | -30 to +85 |
| ETACS | DFCH4933MHDJAA | 933.5 | 33 | 4.6 | 15 (Fo±28.5MHz) | -30 to +85 |
| EGSM | DFCH4942MHDJAA | 942.5 | 35 | 4.6 | 13 (Fo±27.5MHz) | -30 to +85 |

1

DFCH Series 1.5-2.5GHz

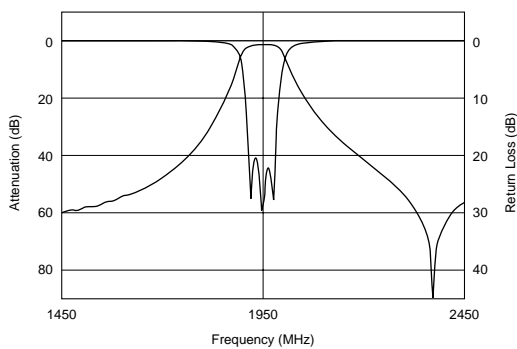
■ Features

1. Low insertion loss for using high Q-value dielectric resonators
2. Small and light for using high dielectric constant ceramics
3. Excellent temperature stability for temperature compensated dielectric constant (0+5 ppm/degree C max.)
4. Excellent mechanical stability without vibratile structure
5. SMD and reflow soldering available
6. Mountable by automatic placement machine

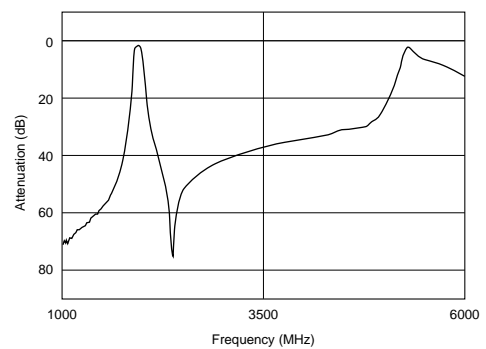


■ Characteristics

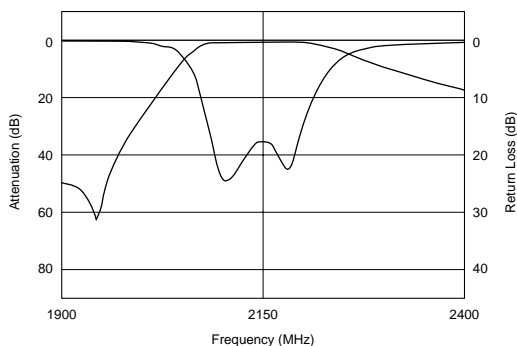
Pass Band: DFCH31G95HDHAA



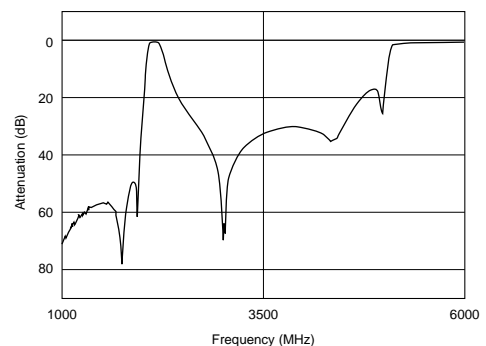
Spurious: DFCH31G95HDHAA



Pass Band: DFCH32G14HDHA



Spurious: DFCH32G14HDHA



| Application | Part Number | fo (MHz) | Bandwidth (MHz) | IL at BW (dB max.) | Attenuation (dB min.) | Operation Temp. (°C) |
|-------------|-----------------------|----------|-----------------|--------------------|--------------------------|----------------------|
| GPS | DFCH21G57HDHAA | 1575.5 | 2 | 0.9 | 16 (Fo-140MHz) | -30 to +85 |
| PHS | DFCH21G90HDJAA | 1907.5 | 25 | 0.7 | 35 (Fo-227.5MHz) | -30 to +85 |
| WLAN2.4 | DFCH22G44HDHAA | 2442 | 84 | 1.2 | 15 (Fo±250MHz) | -30 to +85 |
| WLAN2.4 | DFCH22G45HDHAA | 2450 | 100 | 1.0 | 16 (Fo-250MHz) | -30 to +85 |
| WLAN2.4 | DFCH22G48HDHAA | 2484 | 26 | 2.5 | 47 (Fo-270MHz) | -30 to +85 |
| VICS | DFCH22G50HDHAA | 2500 | 4 | 2.4 | 10 (Fo±60MHz) | -30 to +85 |
| MSAT | DFCH31G54HDJAA | 1542 | 34 | 3.0 | 30 (1626.5 to 1660.5MHz) | -30 to +85 |
| MSAT | DFCH31G64HDJAA | 1643.5 | 34 | 3.0 | 30 (1525 to 1559MHz) | -30 to +85 |
| DCS1800 | DFCH31G74HDJAA | 1747.5 | 75 | 2.0 | 8 (Fo±80MHz) | -30 to +85 |
| DCS1800 | DFCH31G84HDJAA | 1842.5 | 75 | 2.0 | 8 (Fo±80MHz) | -30 to +85 |
| PCS1.9 | DFCH31G88HDJAA | 1880 | 60 | 2.2 | 15 (Fo±100MHz) | -30 to +85 |
| W-CDMA | DFCH31G95HDHAA | 1950 | 60 | 1.8 | 45 (1550MHz) | -30 to +85 |
| PCS1.9 | DFCH31G96HDJAA | 1960 | 60 | 2.2 | 15 (Fo±100MHz) | -30 to +85 |
| W-CDMA | DFCH32G14HDHAA | 2140 | 60 | 1.3 | 52 (1325 to 1385MHz) | -30 to +85 |
| MMDS | DFCH32G15HDHAB | 2156 | 20 | 3.0 | 36 (2050MHz) | -35 to +85 |
| WLAN2.4 | DFCH32G44HDHAA | 2442 | 84 | 2.4 | 36 (Fo-250MHz) | -30 to +85 |
| WLAN2.4 | DFCH32G45HDHAA | 2450 | 100 | 2.3 | 36 (Fo-250MHz) | -30 to +85 |
| WLAN2.4 | DFCH32G48HDHAA | 2484 | 26 | 3.0 | 45 (Fo-270MHz) | -30 to +85 |
| DCS1800 | DFCH41G74HDJAA | 1747.5 | 75 | 3.6 | 10 (Fo±57.5MHz) | -30 to +85 |
| DCS1800 | DFCH41G84HDJAA | 1842.5 | 75 | 3.6 | 10 (Fo±57.5MHz) | -30 to +85 |
| PCS1.9 | DFCH41G88HDJAA | 1880 | 60 | 4.5 | 12 (Fo±50MHz) | -30 to +85 |
| PCS1.9 | DFCH41G96HDJAA | 1960 | 60 | 4.5 | 12 (Fo±50MHz) | -30 to +85 |
| MMDS | DFCH42G59HDHAB | 2593 | 186 | 1.8 | 50 (Fo-400MHz) | -35 to +85 |

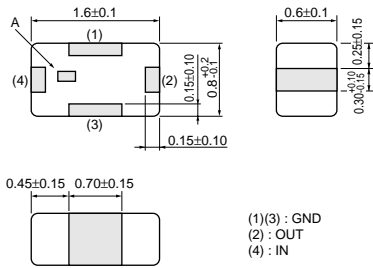
for RF/Local

Chip Multilayer LC Filters (BPF)

● LFB18/21/2H/31_SG Series



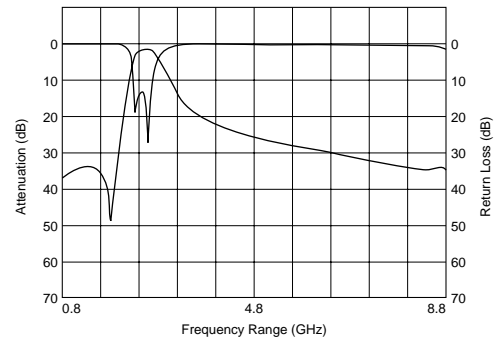
LFB18_SG Series



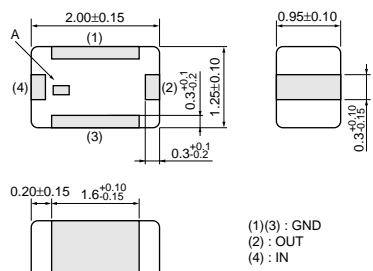
A : Directional Input Mark

All the technical data and information contained herein are subject to change without prior notice. (in mm)

Frequency Characteristics



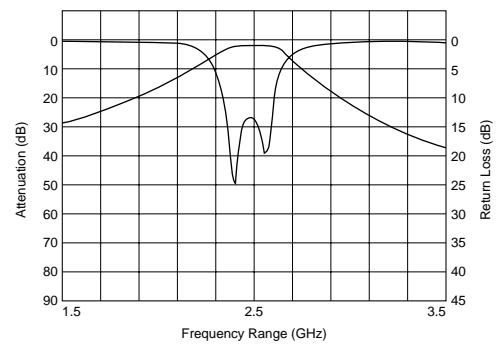
LFB21_SG Series



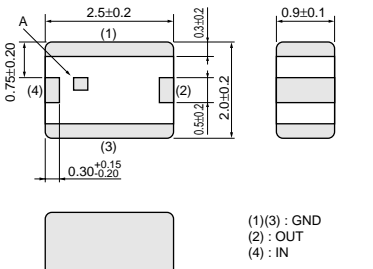
A : Directional Input Mark

All the technical data and information contained herein are subject to change without prior notice. (in mm)

Frequency Characteristics



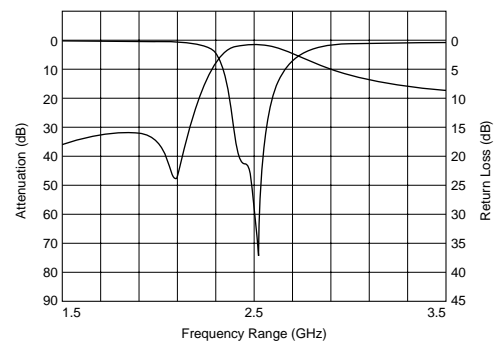
LFB2H_SG Series



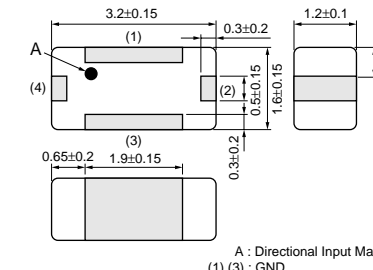
A : Directional Input Mark

All the technical data and information contained herein are subject to change without prior notice. (in mm)

Frequency Characteristics



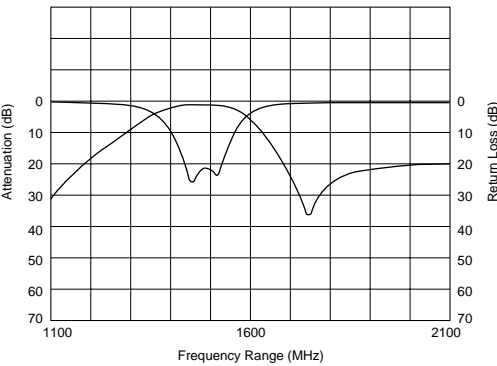
LFB31_SG Series



A : Directional Input Mark

All the technical data and information contained herein are subject to change without prior notice. (in mm)

Frequency Characteristics

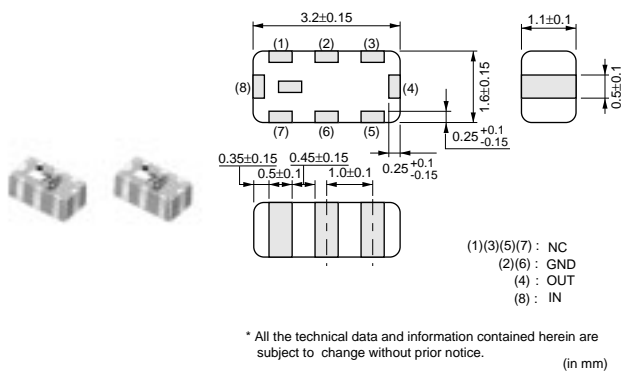


All the technical data and information contained herein are subject to change without prior notice. (in mm)

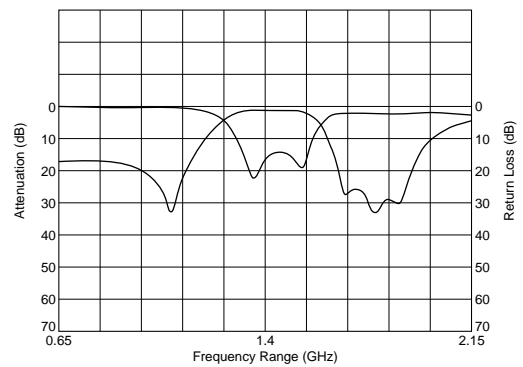
△Note • This catalog has only typical specifications because there is no space for detailed specifications. Therefore, please approve our product specifications or transact the approval sheet for product specifications before ordering. Especially, please read rating and △CAUTION (for storage, operating, rating, soldering, mounting and handling) in them to prevent smoking and/or burning, etc.
 • You are able to read a detailed specifications in the website (<http://search.murata.co.jp/>) before to require our product specifications or to transact the approval sheet for product specifications.

| Part Number | Nominal Center Frequency (fo) (MHz) | Bandwidth (BW) (MHz) | Insertion Loss in BW (dB) | Attenuation (Absolute Value) I) (dB) | Attenuation (Absolute Value) II) (dB) |
|------------------|-------------------------------------|----------------------|---------------------------|--------------------------------------|---------------------------------------|
| LFB182G45SG9A246 | 2450 | fo±50 | 2.2 max. (at 25°C) | 24.5 min. at 880~960MHz | 12.5 min. at 1710~1990MHz |
| LFB212G45SG8A127 | 2450 | fo±50 | 1.5 max. (at 25°C) | 25 min. at 1200~1300MHz | 10.0 min. at 2000MHz |
| LFB212G45SG8A166 | 2450 | fo±50 | 1.4 max. (at 25°C) | 30 min. at 880~915MHz | 30 min. at 1710~1910MHz |
| LFB212G45SG8A192 | 2450 | fo±50 | 2.6 max. (at 25°C) | 40 min. at 880~960MHz | 38 min. at 1710~1990MHz |
| LFB215G12SG8A178 | 5125 | fo±225 | 1.5 max. (at 25°C) | 25 min. at 4200MHz | 17 min. at 2x(fo±225)MHz |
| LFB215G12SG8A183 | 5125 | fo±225 | 1.5 max. (at 25°C) | 10.0 min. at 4250MHz | 10.0 min. at 5900MHz |
| LFB215G25SG8A144 | 5250 | fo±100.0 | 1.5 max. (at 25°C) | 30 min. at 3450MHz | - |
| LFB215G37SG8A180 | 5375 | fo±475 | 1.8 max. (at 25°C) | 29.5 min. at 500~4000MHz | 34.5 min. at 3450MHz |
| LFB215G37SG8A185 | 5375 | fo±475 | 2.2 max. (at 25°C) | 40 min. at 340~1195MHz | 21 min. at 2140~3580MHz |
| LFB215G51SG8A132 | 5512 | fo±363 | 1.9 max. (at 25°C) | 30 min. at 500~4000MHz | 20 min. at 4600MHz |
| LFB215G51SG8A154 | 5512 | fo±363 | 1.5 max. (at 25°C) | 30 min. at 500~4000MHz | 20 min. at 4600MHz |
| LFB215G78SG8A170 | 5787.5 | fo±62.5 | 2.2 max. (at 25°C) | 35 min. at 3275~3400MHz | 37 min. at 2x(fo±62.5)MHz |
| LFB2H2G45SG7A134 | 2450 | fo±50 | 1.7 max. (at 25°C) | 25 min. at 1750MHz | 25 min. at 2100MHz |
| LFB2H2G45SG7A135 | 2450 | fo±50 | 2.7 max. (at 25°C) | 40 min. at 880~915MHz | 40 min. at 1710~1950MHz |
| LFB2H2G45SG7A158 | 2450 | fo±50 | 1.2 max. (at 25°C) | 30 min. at 880~915MHz | 30 min. at 1710~1785MHz |
| LFB2H2G45SG7A159 | 2450 | fo±50 | 2.1 max. (at 25°C) | 45 min. at 880~915MHz | 48 min. at 1710~1990MHz |
| LFB2H2G45SG7A204 | 2450 | fo±50 | 3 max. (at 25°C) | 45 min. at 880~915MHz | 27 min. at 1710~1990MHz |
| LFB2H5G78SG7A175 | 5787.5 | fo±62.5 | 2.5 max. (at 25°C) | 51.5 min. at 902~928MHz | 41 min. at 3919~4044MHz |
| LFB311G48SG1-985 | 1489 | fo±12.0 | 1.5 max. (at 25°C) | 25 min. at (fo±12.0)+260MHz | 28 min. at 1749MHz |
| LFB311G90SG1-799 | 1906.5 | fo +24.5/-13.5MHz | 2.5 max. (at 25°C) | 40 min. at 1397.05~1422.85MHz | 35 min. at 1645.5~1671.3MHz |
| LFB311G90SG2-797 | 1906.5 | fo±13.5 | 2.7 max. (at 25°C) | 40 min. at 1427~1454MHz | 35 min. at 1660~1687MHz |
| LFB311G95SG3A564 | 1950 | fo±30 | 3.5 max. (at 25°C) | 20 min. at 2110~2170MHz | 25 min. at 2490~2550MHz |
| LFB312G45SG2A509 | 2450 | fo±50 | 2 max. (at 25°C) | 38 min. at 902~928MHz | 15 min. at 2100~2200MHz |
| LFB312G45SG7A572 | 2450 | fo±50 | 2.5 max. (at 25°C) | 37 min. at 902~928MHz | 20 min. at 2100~2200MHz |

● LFB31_SL Series (1206)



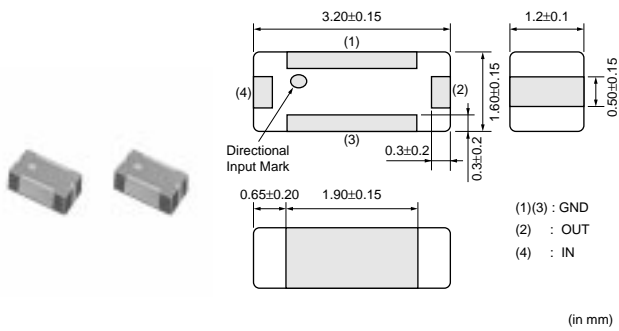
Frequency Characteristics



| Part Number | Nominal Center Frequency (fo) (MHz) | Bandwidth (BW) (MHz) | Insertion Loss in BW (dB) | Attenuation (Absolute Value) I) (dB) | Attenuation (Absolute Value) II) (dB) |
|------------------|-------------------------------------|----------------------|---------------------------|--------------------------------------|---------------------------------------|
| LFB311G40SL1A562 | 1402.5 | fo±77.5 | 3 max. (at 25°C) | 20 min. at 1005~1080MHz | 20 min. at 1725~1760MHz |

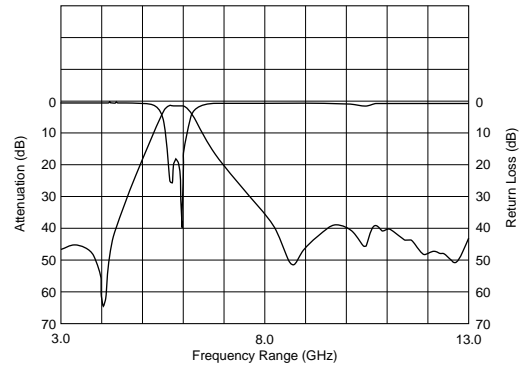
△Note • This catalog has only typical specifications because there is no space for detailed specifications. Therefore, please approve our product specifications or transact the approval sheet for product specifications before ordering. Especially, please read rating and △CAUTION (for storage, operating, rating, soldering, mounting and handling) in them to prevent smoking and/or burning, etc.
 • You are able to read a detailed specifications in the website (<http://search.murata.co.jp/>) before to require our product specifications or to transact the approval sheet for product specifications.

● LFB31_SN Series (1206)



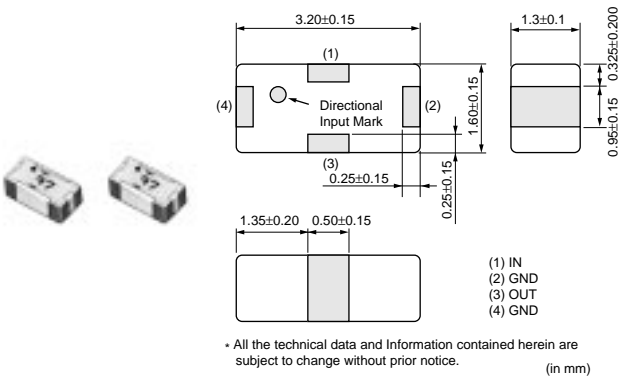
All the technical data and information contained herein are subject to change without prior notice.

Frequency Characteristics



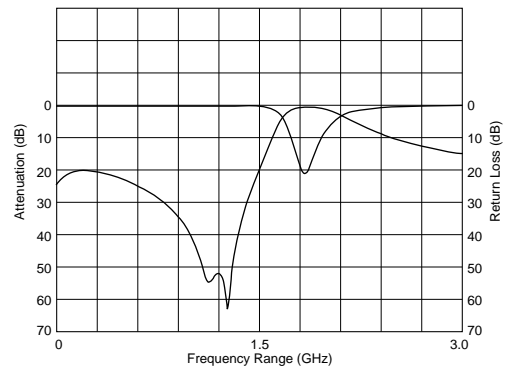
| Part Number | Nominal Center Frequency (fo) (MHz) | Bandwidth (BW) (MHz) | Insertion Loss in BW (dB) | Attenuation (Absolute Value) I) (dB) | Attenuation (Absolute Value) II) (dB) |
|------------------|-------------------------------------|----------------------|---------------------------|--------------------------------------|---------------------------------------|
| LFB315G82SN5-996 | 5820 | fo±30 | 2 max. (at 25°C) | 35 min. at 2000MHz | 30 min. at 3000MHz |

● LFB31_SP Series (1206)



All the technical data and information contained herein are subject to change without prior notice.

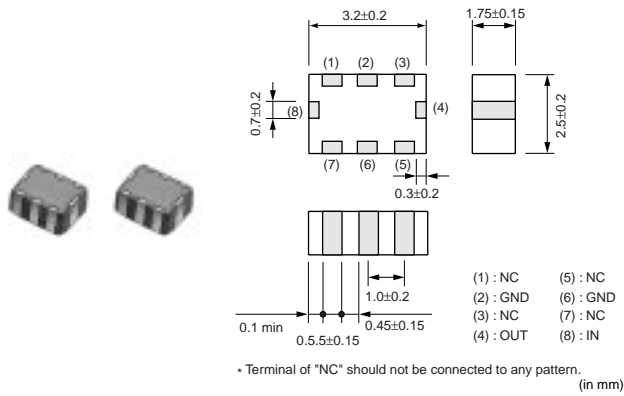
Frequency Characteristics



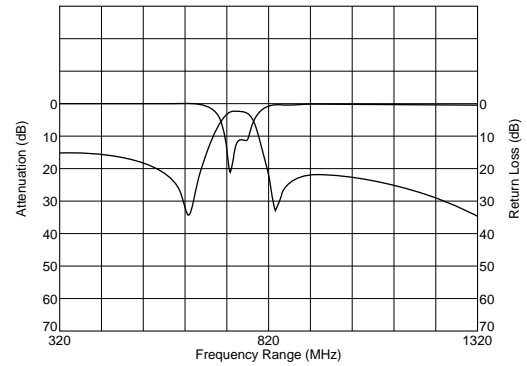
| Part Number | Nominal Center Frequency (fo) (MHz) | Bandwidth (BW) (MHz) | Insertion Loss in BW (dB) | Attenuation (Absolute Value) I) (dB) | Attenuation (Absolute Value) II) (dB) |
|------------------|-------------------------------------|----------------------|---------------------------|--------------------------------------|---------------------------------------|
| LFB311G89SP1A542 | 1890 | fo±10.0 | 0.85 max. (at 25°C) | 29 min. at 1416.9~1436.9Hz | 22 min. at 900MHz |
| LFB311G90SP1-798 | 1906.5 | fo±13.5 | 1.0 max. (at 25°C) | 38 min. at 1405~1440MHz | 12.0 min. at 1649~1680MHz |
| LFB312G45SP1A502 | 2450 | fo±50 | 1.4 max. (at 25°C) | 20 min. at 902~928MHz | 35 min. at 1500~1550MHz |

△Note • This catalog has only typical specifications because there is no space for detailed specifications. Therefore, please approve our product specifications or transact the approval sheet for product specifications before ordering. Especially, please read rating and △CAUTION (for storage, operating, rating, soldering, mounting and handling) in them to prevent smoking and/or burning, etc.
 • You are able to read a detailed specifications in the website (<http://search.murata.co.jp/>) before to require our product specifications or to transact the approval sheet for product specifications.

● LFB32_SA Series (1210)

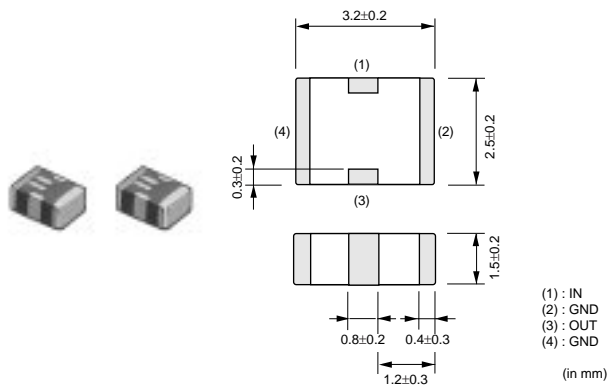


Frequency Characteristics

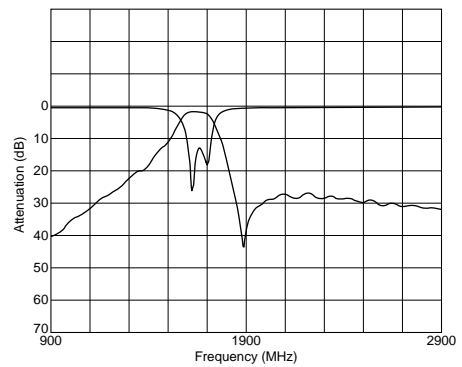


| Part Number | Nominal Center Frequency (fo) (MHz) | Bandwidth (BW) (MHz) | Insertion Loss in BW (dB) | Attenuation (Absolute Value) I) (dB) | Attenuation (Absolute Value) II) (dB) |
|------------------|-------------------------------------|----------------------|---------------------------|--------------------------------------|---------------------------------------|
| LFB32741MSA1-744 | 741.5 | fo±19.5 | 3.5 max. (at 25°C) | 20 min. at 612~650MHz | 20 min. at 832~870MHz |
| LFB32836MSA1-747 | 836.5 | fo±12.5 | 3 max. (at 25°C) | 19.5 min. at fo±77.5MHz | - |
| LFB32851MSA1A540 | 851 | fo±19 | 3.5 max. (at 25°C) | 20 min. at fo-90.0MHz | 18 min. at fo+90.0MHz |
| LFB32881MSA1-781 | 881.5 | fo±12.5 | 4.8 max. (at 25°C) | 11.0 min. at 824~837MHz | 5 min. at 846~849MHz |
| LFB32881MSA1A556 | 881.5 | fo±12.5 | 3.2 max. (at 25°C) | 20 min. at fo±77.5MHz | - |
| LFB32902MSA1A536 | 902.5 | fo±12.5 | 3 max. (at 25°C) | 15 min. at 802~827MHz | 15 min. at 978~1003MHz |
| LFB32906MSA1A539 | 906 | fo±19 | 3.5 max. (at 25°C) | 20 min. at fo-90.0MHz | 18 min. at fo+90.0MHz |
| LFB32947MSA1A537 | 947 | fo±12.5 | 3 max. (at 25°C) | 9 min. at D.C.~835MHz | 6 min. at 1000~1394MHz |
| LFB32991MSA1-762 | 991.15 | fo±12.5 | 3 max. (at 25°C) | 20 min. at 869~894MHz | 20 min. at 1088.3~1113.3MHz |
| LFB321G44SA1A538 | 1441.0 | fo±12.0 | 3 max. (at 25°C) | 25 min. at 1607~1631MHz | - |
| LFB321G61SA1A555 | 1619 | fo±12.0 | 2.8 max. (at 25°C) | 20 min. at 1477~1501MHz | 16 min. at 1429~1453MHz |

● LFB32_SB Series (1210)



Frequency Characteristics



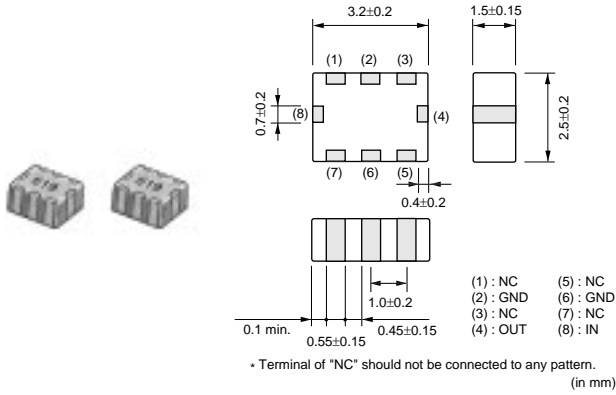
| Part Number | Nominal Center Frequency (fo) (MHz) | Bandwidth (BW) (MHz) | Insertion Loss in BW (dB) | Attenuation (Absolute Value) I) (dB) | Attenuation (Absolute Value) II) (dB) |
|------------------|-------------------------------------|----------------------|---------------------------|--------------------------------------|---------------------------------------|
| LFB321G66SB1-560 | 1662 | fo±12.5 | 2 max. (at 25°C) | 27 min. at 1895~1918MHz | 20 min. at 2xfo MHz |
| LFB321G89SB1-591 | 1890 | fo±10.0 | 1.2 max. (at 25°C) | 21 min. at 1655~1675MHz | 15 min. at 2xfo MHz |
| LFB321G90SB1-559 | 1907.5 | fo±12.5 | 1.0 max. (at 25°C) | 35 min. at 1397.5~1440MHz | 20 min. at 1646~1680MHz |

Filters for Communication Equipment

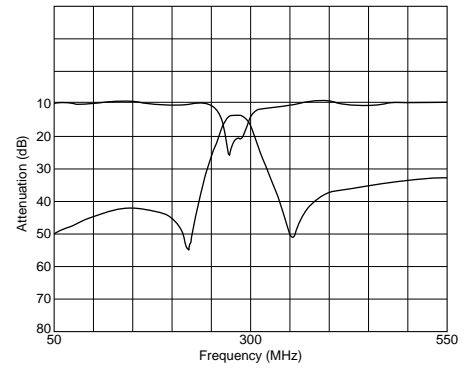
7

△Note • This catalog has only typical specifications because there is no space for detailed specifications. Therefore, please approve our product specifications or transact the approval sheet for product specifications before ordering. Especially, please read rating and △CAUTION (for storage, operating, rating, soldering, mounting and handling) in them to prevent smoking and/or burning, etc.
 • You are able to read a detailed specifications in the website (<http://search.murata.co.jp/>) before to require our product specifications or to transact the approval sheet for product specifications.

● LFB32_SC Series (1210)

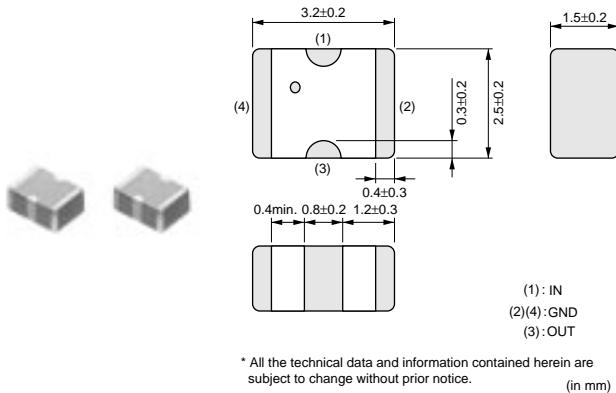


Frequency Characteristics

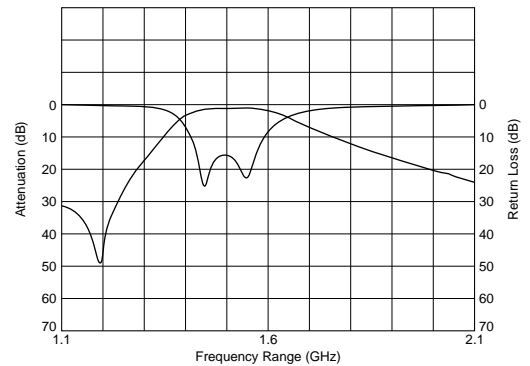


| Part Number | Nominal Center Frequency (fo) (MHz) | Bandwidth (BW) (MHz) | Insertion Loss in BW (dB) | Attenuation (Absolute Value) I) (dB) | Attenuation (Absolute Value) II) (dB) |
|------------------|-------------------------------------|----------------------|---------------------------|--------------------------------------|---------------------------------------|
| LFB32284MSC1-596 | 284 | fo±4 | 3.8 max. (at 25°C) | 31 min. at 220~228MHz | 23 min. at 340~348MHz |
| LFB32312MSC1-597 | 312.25 | fo±1.0 | 3.5 max. (at 25°C) | 26 min. at 249.8MHz | 26 min. at 374.7MHz |
| LFB32315MSC1-604 | 315 | fo±0.5 | 3.5 max. (at 25°C) | 45 min. at 180MHz | 29 min. at 470MHz |
| LFB32315MSC1-619 | 315 | fo±0 | 3.5 max. (at 25°C) | 30 min. at 235MHz | 30 min. at 395MHz |
| LFB32426MSC1-603 | 426.5 | fo±0.5 | 3.6 max. (at 25°C) | 25 min. at 366.5MHz | 20 min. at 486.5MHz |
| LFB32820MSC2-749 | 820 | fo±10.0 | 1.3 max. (at 25°C) | 22 min. at 1070~1090MHz | - |
| LFB32847MSC2-766 | 847.5 | fo±37.5 | 1.5 max. (at 25°C) | 16 min. at 550~625MHz | 15 min. at 1070~1145MHz |

● LFB32_SJ Series (1210)

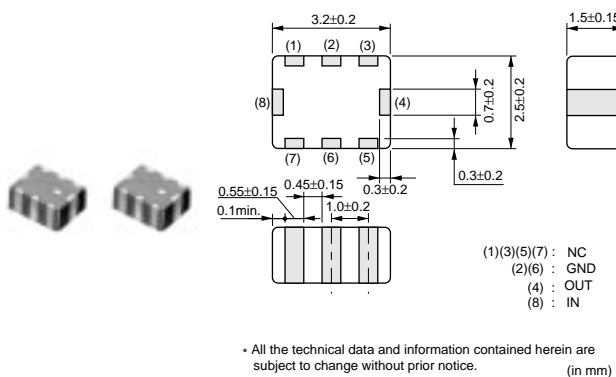


Frequency Characteristics

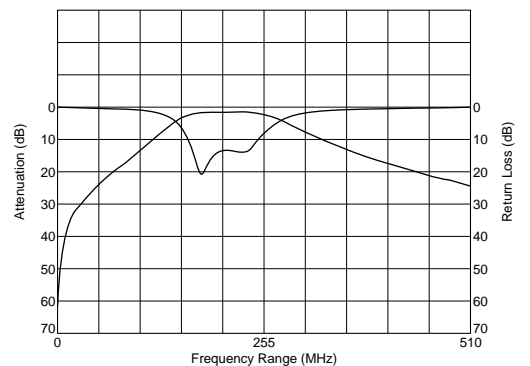


| Part Number | Nominal Center Frequency (fo) (MHz) | Bandwidth (BW) (MHz) | Insertion Loss in BW (dB) | Attenuation (Absolute Value) I) (dB) | Attenuation (Absolute Value) II) |
|------------------|-------------------------------------|----------------------|---------------------------|--------------------------------------|----------------------------------|
| LFB321G47SJ1-794 | 1472 | fo±20 | 1.3 max. (at 25°C) | 30 min. at 1172MHz | - |

● LFB32_SK Series (1210)



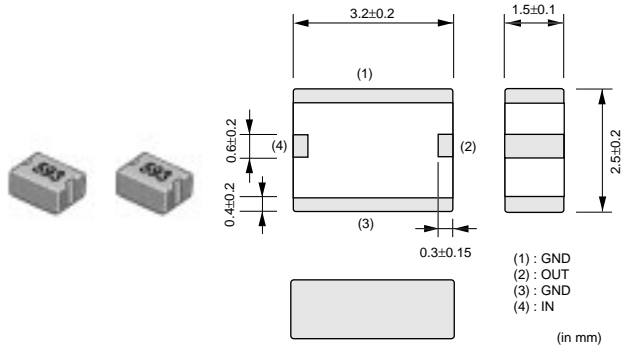
Frequency Characteristics



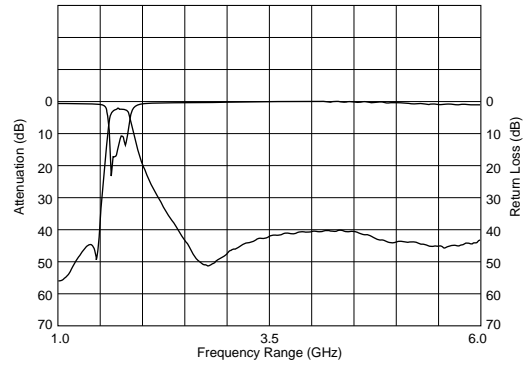
△Note • This catalog has only typical specifications because there is no space for detailed specifications. Therefore, please approve our product specifications or transact the approval sheet for product specifications before ordering. Especially, please read rating and △CAUTION (for storage, operating, rating, soldering, mounting and handling) in them to prevent smoking and/or burning, etc.
 • You are able to read a detailed specifications in the website (<http://search.murata.co.jp/>) before to require our product specifications or to transact the approval sheet for product specifications.

| Part Number | Nominal Center Frequency (fo) (MHz) | Bandwidth (BW) (MHz) | Insertion Loss in BW (dB) | Attenuation (Absolute Value) I (dB) | Attenuation (Absolute Value) II (dB) |
|-------------------------|-------------------------------------|----------------------|---------------------------|-------------------------------------|--------------------------------------|
| LFB32205MSK1-948 | 205.5 | fo±31.5 | 1.5 max. (at 25°C) | 10.0 min. at 100MHz | 20 min. at 500MHz |

● LFB32_SN Series (1210)



Frequency Characteristics

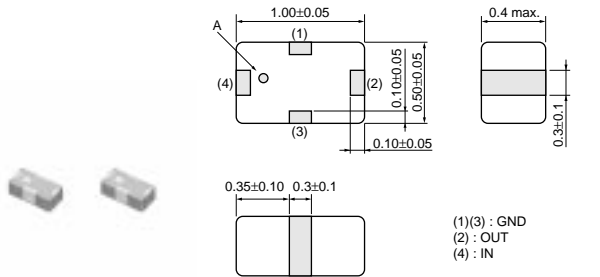


| Part Number | Nominal Center Frequency (fo) (MHz) | Bandwidth (BW) (MHz) | Insertion Loss in BW (dB) | Attenuation (Absolute Value) I (dB) | Attenuation (Absolute Value) II (dB) |
|-------------------------|-------------------------------------|----------------------|---------------------------|-------------------------------------|--------------------------------------|
| LFB321G74SN1-770 | 1747.5 | fo±37.5 | 2.5 max. (at 25°C) | 20 min. at D.C.~1350MHz | 30 min. at 1350~1425MHz |
| LFB321G84SN1-796 | 1842.5 | fo±37.5 | 2.5 max. (at 25°C) | 48 min. at 500~1450MHz | 40 min. at 1450~1480MHz |
| LFB321G90SN1-593 | 1907.5 | fo±12.5 | 2.5 max. (at 25°C) | 40 min. at 1406.5~1440MHz | 35 min. at 1655~1680MHz |
| LFB322G45SN1-947 | 2450 | fo±50 | 2.5 max. (at 25°C) | 40 min. at 1950MHz | 16 min. at 2200MHz |
| LFB322G45SN1A504 | 2450 | fo±50 | 1.8 max. (at 25°C) | 48 min. at 902~928MHz | 50 min. at 1500~1550MHz |
| LFB322G45SN5A515 | 2450 | fo±50 | 2.5 max. (at 25°C) | 40 min. at 880~1250MHz | 20 min. at 1250~1710MHz |

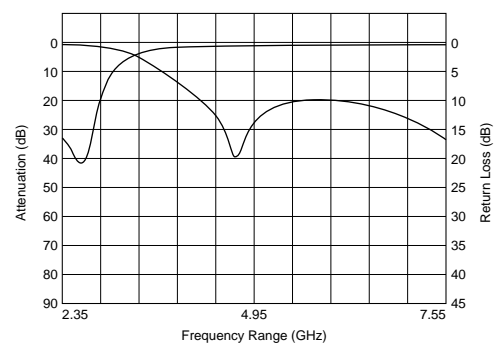
for RF/Local

Chip Multilayer LC Filters (LPF)

● LFL15_TC (0402) /LFL18_TC (0603) /LFL21_TC (0805) Series



Frequency Characteristics



LFL15_TC Series

A : Directional Input Mark

All the technical data and information contained herein are subject to change without prior notice.

(in mm)

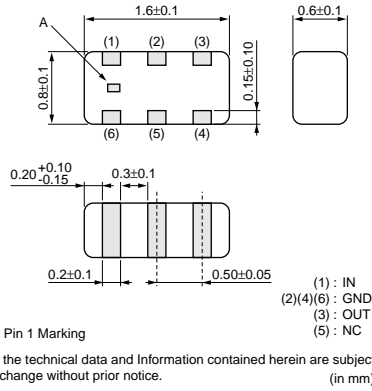
Continued on the following page.

Note • This catalog has only typical specifications because there is no space for detailed specifications. Therefore, please approve our product specifications or transact the approval sheet for product specifications before ordering. Especially, please read rating and **CAUTION** (for storage, operating, rating, soldering, mounting and handling) in them to prevent smoking and/or burning, etc.
 • You are able to read a detailed specifications in the website (<http://search.murata.co.jp/>) before to require our product specifications or to transact the approval sheet for product specifications.

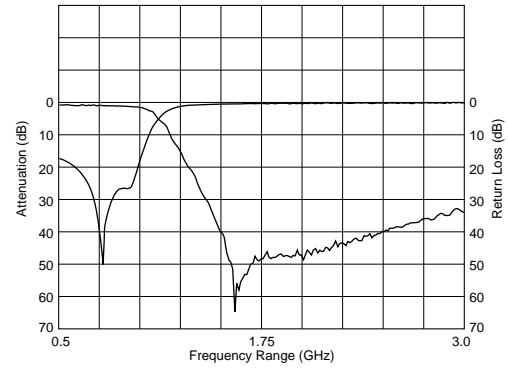
Continued from the preceding page.



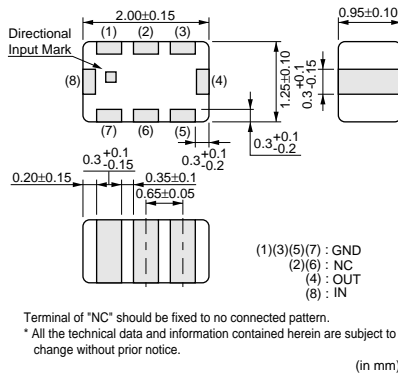
LFL18_TC Series



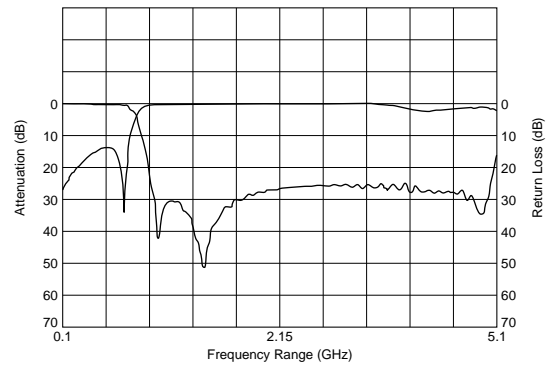
Frequency Characteristics



LFL21_TC Series



Frequency Characteristics



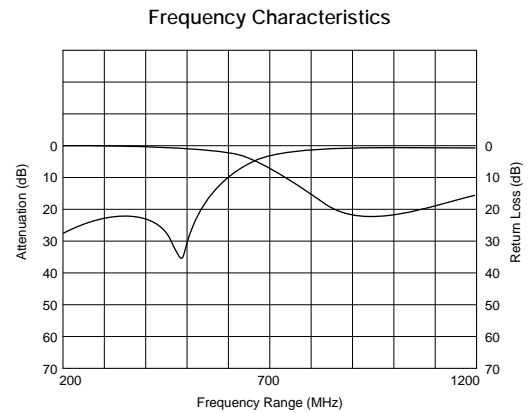
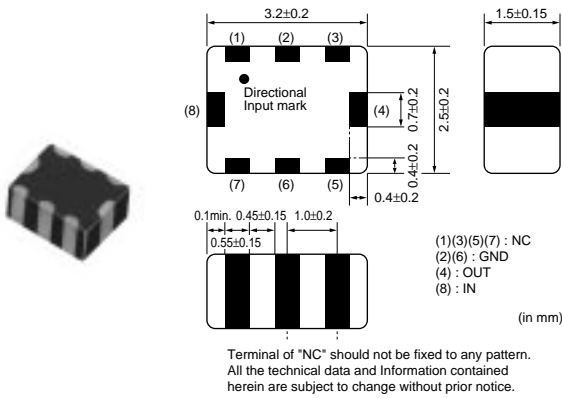
| Part Number | Nominal Center Frequency (fo) (MHz) | Bandwidth (BW) (MHz) | Insertion Loss in BW (dB) | Attenuation (Absolute Value) I) (dB) | Attenuation (Absolute Value) II) (dB) |
|------------------|-------------------------------------|----------------------|---------------------------|--------------------------------------|---------------------------------------|
| LFL152G45TC1A219 | 2450 | fo±50 | 0.45 max. (at 25°C) | 21 min. at 2x(fo±50.0)MHz | 21 min. at 3x(fo±50.0)MHz |
| LFL18815MTC2A072 | 815.5 | fo±9.5 | 0.80 max. (at 25°C) | 35 min. at 2x(fo±9.5)MHz | 30 min. at 3x(fo±9.5)MHz |
| LFL18924MTC1A052 | 924.5 | fo±35 | 0.40 max. (at 25°C) | 20 min. at 2x(fo±35.0)MHz | 15 min. at 3x(fo±35.0)MHz |
| LFL182G45TC1A108 | 2450 | fo±50 | 0.37 max. (at 25°C) | 27 min. at 4800~5000MHz | 25 min. at 7200~7500MHz |
| LFL182G45TC1A202 | 2450 | fo±50 | 0.40 max. (at 25°C) | 27 min. at 4800~5000MHz | 30 min. at 7200~7500MHz |
| LFL21600MTC1A002 | 600 | fo±250 | 1.37 max. (at 25°C) | 20 min. at 1550~4250MHz | 9 min. at 1100MHz |
| LFL21847MTC1A006 | 847.5 | fo±37.5 | 0.75 max. (at 25°C) | 30 min. at 2x(fo±37.5)MHz | 30 min. at 3x(fo±37.5)MHz |
| LFL21902MTC1A018 | 902.5 | fo±12.5 | 0.6 max. (at 25°C) | 30 min. at 2x(fo±12.5)MHz | 30 min. at 3x(fo±12.5)MHz |
| LFL211G35TC1A001 | 1350.0 | fo±250 | 0.92 max. (at 25°C) | 25 min. at 2300~5000MHz | - |
| LFL211G44TC1A014 | 1441.0 | fo±12.0 | 0.47 max. (at 25°C) | 31 min. at 2xfoMHz | 26 min. at 3xfoMHz |
| LFL211G79TC1A011 | 1795 | fo±85 | 0.47 max. (at 25°C) | 30 min. at 2x(1747.5±37.5)MHz | 25 min. at 2x(1842.5±37.5)MHz |
| LFL211G89TC1A015 | 1890 | fo±10.0 | 0.47 max. (at 25°C) | 30 min. at 2x(fo±10.0)MHz | 26 min. at 3x(fo±10.0)MHz |
| LFL211G90TC1A008 | 1907.5 | fo±12.5 | 0.47 max. (at 25°C) | 30 min. at 2x(fo±12.5)MHz | 25 min. at 3x(fo±12.5)MHz |
| LFL211G92TC1A060 | 1920 | fo±70 | 0.6 max. (at 25°C) | 24 min. at 3335~3700MHz | 30 min. at 3700~3820MHz |
| LFL212G45TC1A007 | 2450 | fo±50 | 0.50 max. (at 25°C) | 27 min. at 2x(fo±50.0)MHz | 30 min. at 3x(fo±50.0)MHz |
| LFL215G25TC1A156 | 5250 | fo±100.0 | 0.70 max. (at 25°C) | 24 min. at 2x(fo±100)MHz | 19 min. at 3x(fo±100)MHz |
| LFL215G37TC1A210 | 5375 | fo±475 | 0.70 max. (at 25°C) | 30 min. at 2x(fo±475)MHz | 20 min. at 3x(fo±475)MHz |
| LFL215G51TC1A149 | 5512 | fo±363 | 0.70 max. (at 25°C) | 30 min. at 2x(fo±363)MHz | 20 min. at 3x(fo±363)MHz |
| LFL215G78TC1A155 | 5787.5 | fo±62.5 | 0.70 max. (at 25°C) | 30 min. at 2x(fo±62.5)MHz | 20 min. at 3x(fo±62.5)MHz |

△Note • This catalog has only typical specifications because there is no space for detailed specifications. Therefore, please approve our product specifications or transact the approval sheet for product specifications before ordering. Especially, please read rating and △CAUTION (for storage, operating, rating, soldering, mounting and handling) in them to prevent smoking and/or burning, etc.
• You are able to read a detailed specifications in the website (<http://search.murata.co.jp/>) before to require our product specifications or to transact the approval sheet for product specifications.

for RF/Local

Chip Multilayer LC Filters (HPF)

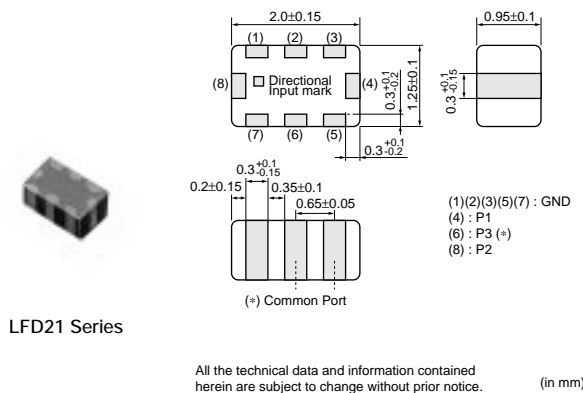
● LFH32_RA Series (1210)



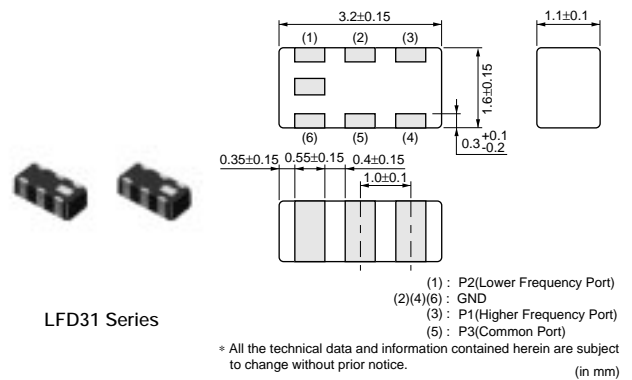
| Part Number | Nominal Center Frequency (fo) (MHz) | Bandwidth (BW) (MHz) | Insertion Loss in BW (dB) | Attenuation (Absolute Value) I (dB) | Attenuation (Absolute Value) II (dB) |
|------------------|-------------------------------------|----------------------|---------------------------|-------------------------------------|--------------------------------------|
| LFH32942MRA1A517 | 942.5 | fo±17.5 | 0.5 max. (at 25°C) | 4.5 min. at 480~600MHz | 25 min. at 480MHz |

for RF/Local

Chip Multilayer Diplexers



LFD21 Series



LFD31 Series

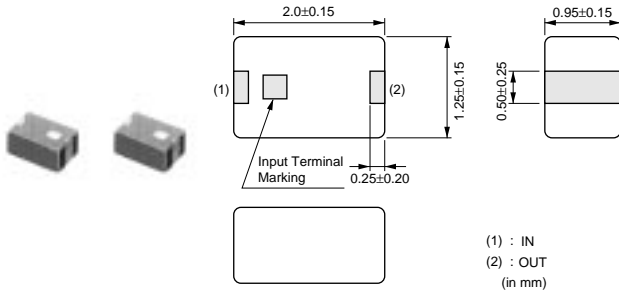
| Part Number | Frequency Range[P1](f1) (MHz) | Frequency Range[P2](f2) (MHz) | Insertion Loss [P1-P3](in f1) (dB) | Insertion Loss [P2-P3](in f2) (dB) | Attenuation [P1-P3](in f2) (dB) | Attenuation [P2-P3](in f1) (dB) |
|------------------|-------------------------------|-------------------------------|------------------------------------|------------------------------------|---------------------------------|---------------------------------|
| LFD212G45DP3A140 | 5250 ±100.0MHz | 2450 ±50.0MHz | 0.65 max. (at 25°C) | 0.50 max. (at 25°C) | 20 min. | 20 min. |
| LFD212G45DP3A151 | 5487.5 ±337.5MHz | 2450 ±50.0MHz | 0.75 max. (at 25°C) | 0.50 max. (at 25°C) | 20 min. | 16 min. |
| LFD212G45DP3A188 | 5375 ±475.0MHz | 2450 ±50.0MHz | 0.75 max. (at 25°C) | 0.50 max. (at 25°C) | 21 min. | 17 min. |
| LFD212G45DP4A189 | 2450 ±50.0MHz | 5375 ±475.0MHz | 0.5 max. (at 25°C) | 0.75 max. (at 25°C) | 17 min. | 21 min. |
| LFD21859MDP1A049 | 1920 ±70.0MHz | 859 ±35.0MHz | 0.45 max. (at 25°C) | 0.40 max. (at 25°C) | 19 min. | 20 min. |
| LFD21884MDP1A062 | 1906.5 ±13.0MHz | 884 ±74.0MHz | 0.45 max. (at 25°C) | 0.50 max. (at 25°C) | 20 min. | 20 min. |
| LFD21920MDP1A048 | 1795 ±85.0MHz | 920 ±40.0MHz | 0.55 max. (at 25°C) | 0.50 max. (at 25°C) | 20 min. | 16 min. |
| LFD31859MDP1A009 | 1920 ±70.0MHz | 859 ±35.0MHz | 0.45 max. (at 25°C) | 0.40 max. (at 25°C) | 20 min. | 20 min. |
| LFD31884MDP1A030 | 1906.5 ±13.0MHz | 884 ±74.0MHz | 0.45 max. (at 25°C) | 0.50 max. (at 25°C) | 19 min. | 19 min. |
| LFD31897MDP1A010 | 1810 ±100.0MHz | 897.5 ±17.5MHz | 0.6 max. (at 25°C) | 0.5 max. (at 25°C) | 20 min. | 17 min. |
| LFD31920MDP1A003 | 1795 ±85.0MHz | 920 ±40.0MHz | 0.55 max. (at 25°C) | 0.50 max. (at 25°C) | 20 min. | 16 min. |
| LFD31920MDP1A040 | 1850 ±140.0MHz | 920 ±40.0MHz | 0.65 max. (at 25°C) | 0.50 max. (at 25°C) | 20 min. | 15 min. |
| LFD31993MDP1A032 | 2072.34 ±30.0MHz | 993.84 ±12.5MHz | 0.4 max. (at 25°C) | 0.4 max. (at 25°C) | 20 min. | 20 min. |

7 Filters for Communication Equipment

△Note • This catalog has only typical specifications because there is no space for detailed specifications. Therefore, please approve our product specifications or transact the approval sheet for product specifications before ordering. Especially, please read rating and △CAUTION (for storage, operating, rating, soldering, mounting and handling) in them to prevent smoking and/or burning, etc.
• You are able to read a detailed specifications in the website (<http://search.murata.co.jp/>) before to require our product specifications or to transact the approval sheet for product specifications.

for RF/Local

Chip Multilayer LC Filters (Trap)

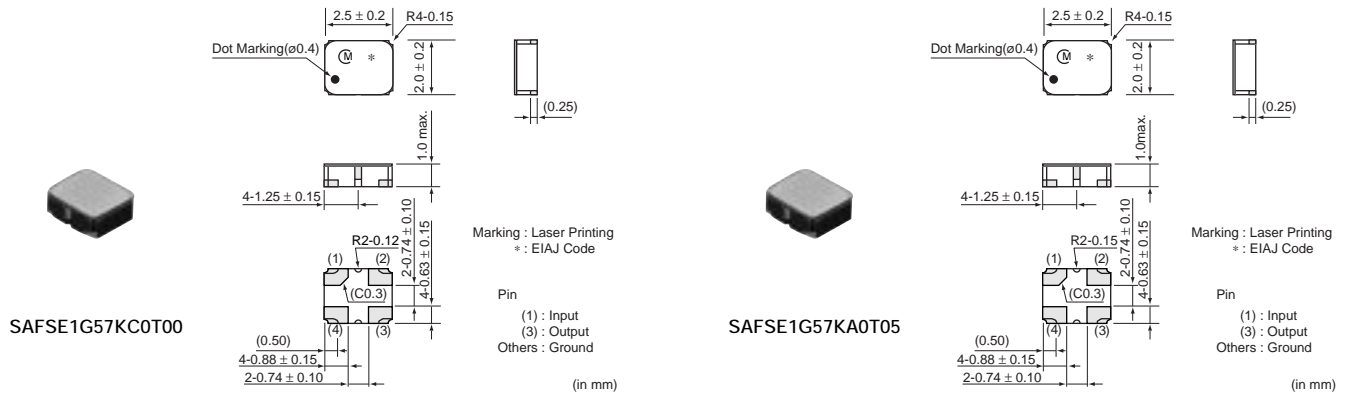


| Part Number | Center Frequency of Rejection Band (MHz) | Pass Bandwidth (BW) (MHz) | Insertion Loss in BW (dB) | Attenuation (Absolute Value) (dB) |
|------------------|--|---------------------------|---------------------------|-----------------------------------|
| LFE21560MFA1A004 | 560 | 810-885 | 0.7 max. (at 25°C) | 10.0 min. at 550-570MHz |

for RF/Local

SAW Filters

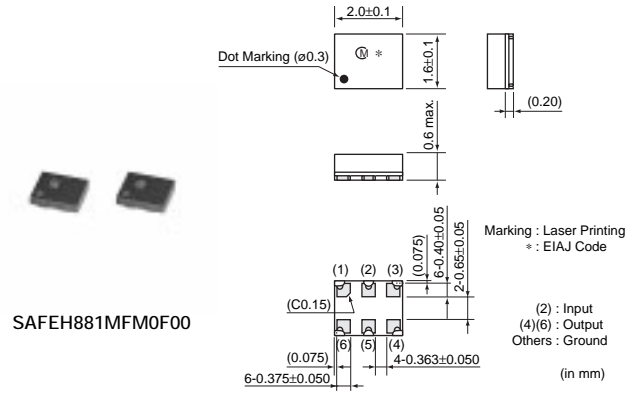
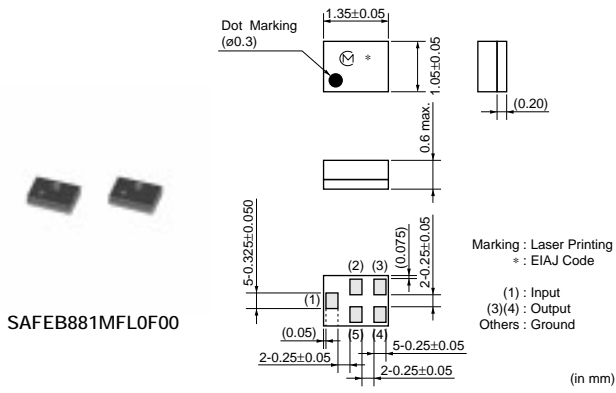
● GPS



| Part Number | Center Frequency (MHz) | Insertion Loss (dB) | Ripple (dB max.) | VSWR | Input Impedance | Output Impedance |
|-----------------|------------------------|-------------------------------------|--------------------------------|------------------------------------|-----------------|------------------|
| SAFSE1G57KC0T00 | 1575.5 | 2.5 max. (1574MHz-1577MHz) | 0.7 (1574MHz-1577MHz) | 1.6max (1574MHz-1577MHz) | 50ohm | 50ohm |
| SAFSD1G57FA0T00 | 1575.5 | 1.6 max. (1574MHz-1577MHz) | 0.5 (1574MHz-1577MHz) | 1.6max. (1574MHz-1577MHz) | 50ohm | 100ohm |
| SAFSE1G57KA0T05 | 1575.5 | 1.6 max. (1574MHz-1577MHz) | 0.7 (1574MHz-1577MHz) | 1.6max. (1574MHz-1577MHz) | 50ohm | 50ohm |
| SAFSE1G57KA0T09 | 1575.42 | 2.0 max. (1574.42MHz-1576.42MHz) | 1.5 (1574.42MHz-1576.42MHz) | 1.8max. (1574.42MHz-1576.42MHz) | 50ohm | 50ohm |

△Note • This catalog has only typical specifications because there is no space for detailed specifications. Therefore, please approve our product specifications or transact the approval sheet for product specifications before ordering. Especially, please read rating and △CAUTION (for storage, operating, rating, soldering, mounting and handling) in them to prevent smoking and/or burning, etc.
 • You are able to read a detailed specifications in the website (<http://search.murata.co.jp/>) before to require our product specifications or to transact the approval sheet for product specifications.

● GSM850



| Part Number | Center Frequency (MHz) | Insertion Loss (dB) | Ripple (dB max.) | VSWR | Input Impedance | Output Impedance |
|------------------------|------------------------|-----------------------------|------------------------|----------------------------|-----------------|------------------|
| SAFEB881MFL0F00 | 881.5 | 2.3 max. (869MHz-894MHz) | 1.2 (869MHz-894MHz) | 1.8max. (869MHz-894MHz) | 50ohm | 150ohm//82nH |
| SAFEH881MFM0F00 | 881.5 | 2.4 max. (869MHz-894MHz) | 1.5 (869MHz-894MHz) | 1.9max. (869MHz-894MHz) | 50ohm | 150ohm//82nH |
| SAFEB881MAL0F00 | 881.5 | 2.6 max. (869MHz-894MHz) | 1.4 (869MHz-894MHz) | 1.7max. (869MHz-894MHz) | 50ohm | 50ohm |
| SAFED881MFL0F05 | 881.5 | 1.9 max. (869MHz-894MHz) | 1.0 (869MHz-894MHz) | 1.8max. (869MHz-894MHz) | 50ohm | 150ohm//68nH |
| SAFSD881MFL0T50 | 881.5 | 3.0 max. (869MHz-894MHz) | 1.4 (869MHz-894MHz) | 2.0max. (869MHz-894MHz) | 50ohm | 200ohm//82nH |

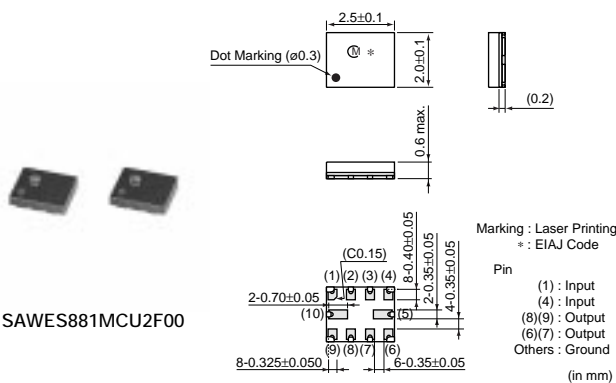
7

Filters for Communication Equipment

● GSM850/GSM900 Dual Band

| Part Number | Center Frequency (MHz) | Insertion Loss (dB) | Ripple (dB max.) | VSWR | Input Impedance | Output Impedance |
|-------------------------------|------------------------|-----------------------------|------------------------|----------------------------|-----------------|------------------|
| SAWES881MCQ0F00(942.5) | 942.5 | 2.9 max. (925MHz-960MHz) | 1.7 (925MHz-960MHz) | 2.2max. (925MHz-960MHz) | 50ohm | 150ohm//56nH |
| SAWES881MCQ0F00(881.5) | 881.5 | 2.1 max. (869MHz-894MHz) | 1.0 (869MHz-894MHz) | 1.9max. (869MHz-894MHz) | 50ohm | 150ohm//68nH |

● GSM850/GSM1900 Dual Band



| Part Number | Center Frequency (MHz) | Insertion Loss (dB) | Ripple (dB max.) | VSWR | Input Impedance | Output Impedance |
|-------------------------------|------------------------|-------------------------------|--------------------------|------------------------------|-----------------|------------------|
| SAWES881MCU2F00(881.5) | 881.5 | 2.1 max. (869MHz-894MHz) | 1.0 (869MHz-894MHz) | 1.9max. (869MHz-894MHz) | 50ohm | 150ohm//68nH |
| SAWES881MCU2F00(1960) | 1960 | 3.0 max. (1930MHz-1990MHz) | 1.9 (1930MHz-1990MHz) | 2.4max. (1930MHz-1990MHz) | 50ohm | 150ohm//22nH |

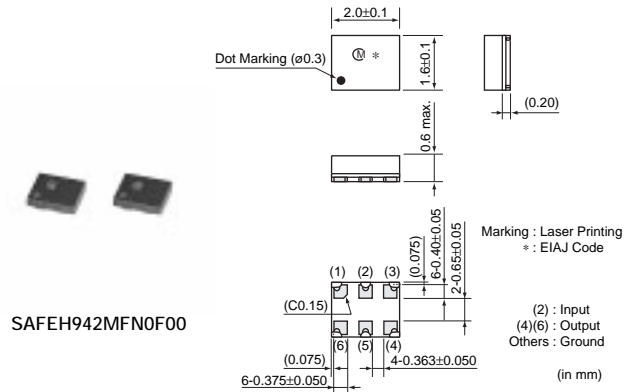
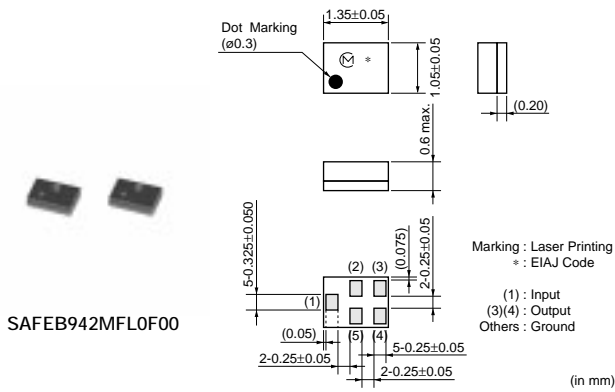
Continued on the following page.

△Note • This catalog has only typical specifications because there is no space for detailed specifications. Therefore, please approve our product specifications or transact the approval sheet for product specifications before ordering. Especially, please read rating and **△CAUTION** (for storage, operating, rating, soldering, mounting and handling) in them to prevent smoking and/or burning, etc.
• You are able to read a detailed specifications in the website (<http://search.murata.co.jp/>) before to require our product specifications or to transact the approval sheet for product specifications.

Continued from the preceding page.

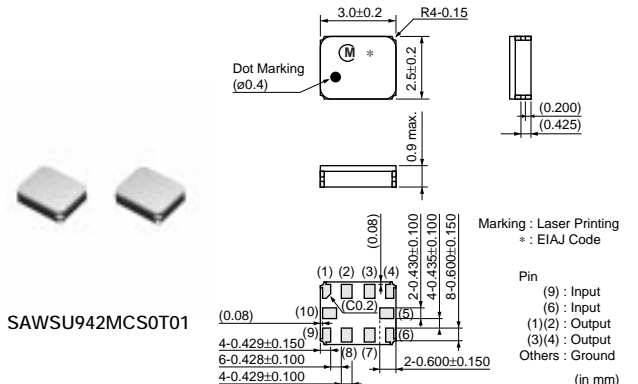
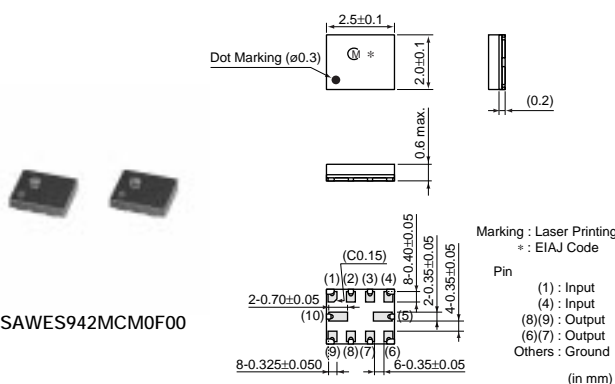
| Part Number | Center Frequency (MHz) | Insertion Loss (dB) | Ripple (dB max.) | VSWR | Input Impedance | Output Impedance |
|-------------------------------|------------------------|-------------------------------|--------------------------|------------------------------|-----------------|------------------|
| SAWSP881MGA0T00(881.5) | 881.5 | 2.9 max. (869MHz-894MHz) | 1.5 (869MHz-894MHz) | 2.0max. (869MHz-894MHz) | 50ohm | 50ohm |
| SAWSP881MGA0T00(1960) | 1960 | 3.2 max. (1930MHz-1990MHz) | 2.0 (1930MHz-1990MHz) | 2.4max. (1930MHz-1990MHz) | 50ohm | 50ohm |
| SAWSU881MCQ0T01(881.5) | 881.5 | 3.0 max. (869MHz-894MHz) | 1.8 (869MHz-894MHz) | 2.0max. (869MHz-894MHz) | 50ohm | 200ohm//56nH |
| SAWSU881MCQ0T01(1960) | 1960 | 3.0 max. (1930MHz-1990MHz) | 2.4 (1930MHz-1990MHz) | 2.2max. (1930MHz-1990MHz) | 50ohm | 200ohm//15nH |

● GSM900



| Part Number | Center Frequency (MHz) | Insertion Loss (dB) | Ripple (dB max.) | VSWR | Input Impedance | Output Impedance |
|------------------------|------------------------|-----------------------------|------------------------|----------------------------|-----------------|------------------|
| SAFEB942MFL0F00 | 942.5 | 2.7 max. (925MHz-960MHz) | 1.7 (925MHz-960MHz) | 2.0max. (925MHz-960MHz) | 50ohm | 150ohm//82nH |
| SAFED942MFM0F00 | 942.5 | 2.2 max. (925MHz-960MHz) | 1.3 (925MHz-960MHz) | 2.1max. (925MHz-960MHz) | 50ohm | 150ohm//82nH |
| SAFEH942MFN0F00 | 942.5 | 2.7 max. (925MHz-960MHz) | 1.8 (925MHz-960MHz) | 2.0max. (925MHz-960MHz) | 50ohm | 150ohm//82nH |
| SAFEF942MAL0F00 | 942.5 | 3.0 max. (925MHz-960MHz) | 1.7 (925MHz-960MHz) | 2.1max. (925MHz-960MHz) | 50ohm | 50ohm |
| SAFSD942MFM0T00 | 942.5 | 3.2 max. (925MHz-960MHz) | 2.2 (925MHz-960MHz) | 2.3max. (925MHz-960MHz) | 50ohm | 200ohm//82nH |
| SAFSD942MCL0T00 | 942.5 | 3.3 max. (925MHz-960MHz) | 1.8 (925MHz-960MHz) | 2.0max. (925MHz-960MHz) | 50ohm | 50ohm |
| SAFSE942MAL0T05 | 942.5 | 3.2 max. (925MHz-960MHz) | 2.0 (925MHz-960MHz) | 2.2max. (925MHz-960MHz) | 50ohm | 50ohm |

● GSM900/GSM1800 Dual Band J-CDMA



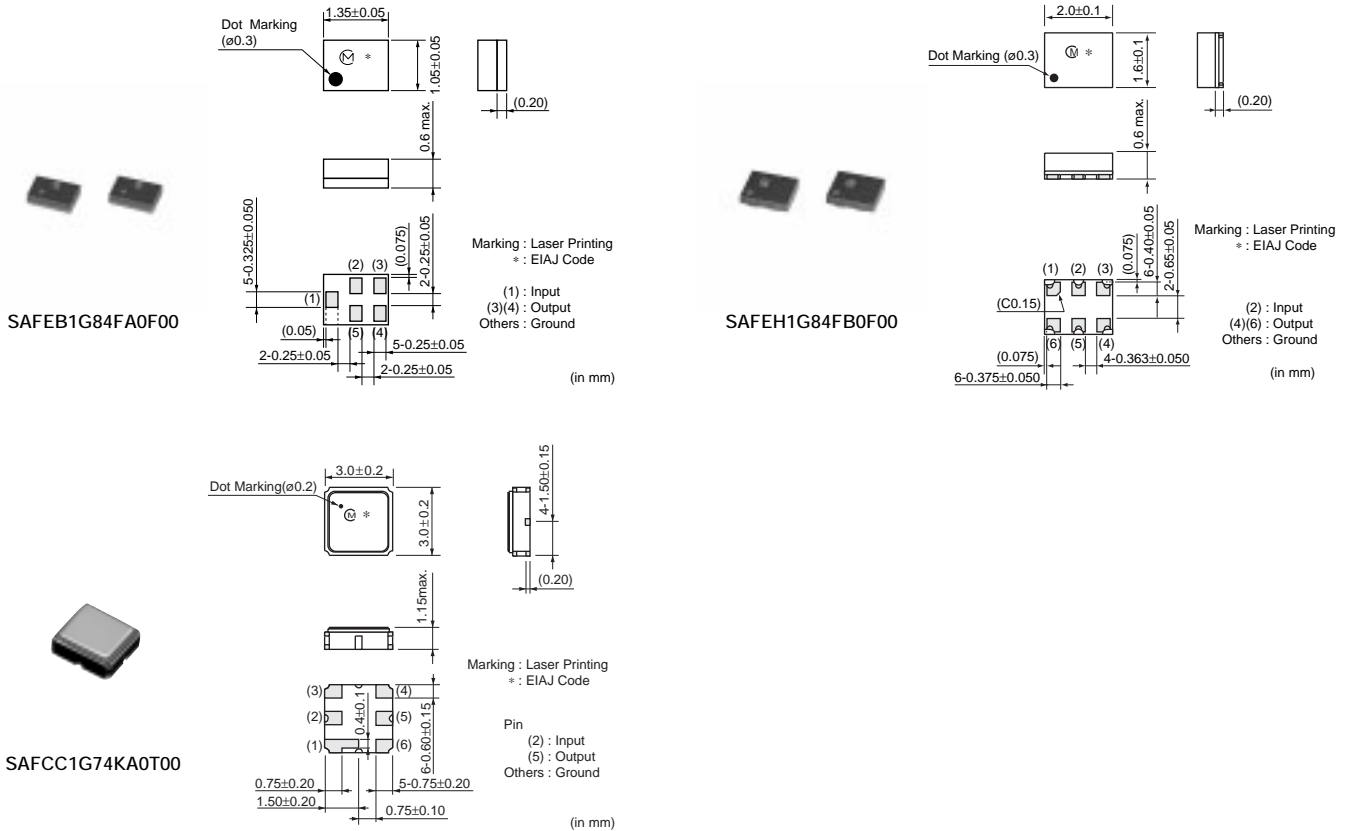
△Note • This catalog has only typical specifications because there is no space for detailed specifications. Therefore, please approve our product specifications or transact the approval sheet for product specifications before ordering. Especially, please read rating and △CAUTION (for storage, operating, rating, soldering, mounting and handling) in them to prevent smoking and/or burning, etc.
• You are able to read a detailed specifications in the website (<http://search.murata.co.jp/>) before to require our product specifications or to transact the approval sheet for product specifications.

| Part Number | Center Frequency (MHz) | Insertion Loss (dB) | Ripple (dB max.) | VSWR | Input Impedance | Output Impedance |
|--------------------------------|------------------------|-------------------------------|--------------------------|------------------------------|-----------------|------------------|
| SAWES942MCQ0F00(942.5) | 942.5 | 2.9 max. (925MHz-960MHz) | 1.7 (925MHz-960MHz) | 2.2max. (925MHz-960MHz) | 50ohm | 150ohm//56nH |
| SAWES942MCQ0F00(1842.5) | 1842.5 | 2.6 max. (1805MHz-1880MHz) | 1.7 (1805MHz-1880MHz) | 2.4max. (1805MHz-1880MHz) | 50ohm | 150ohm//15nH |
| SAWES942MCM0F00(942.5) | 942.5 | 2.8 max. (925MHz-960MHz) | 1.5 (925MHz-960MHz) | 2.0max. (925MHz-960MHz) | 50ohm | 150ohm//56nH |
| SAWES942MCM0F00(1842.5) | 1842.5 | 3.0 max. (1805MHz-1880MHz) | 1.8 (1805MHz-1880MHz) | 2.2max. (1805MHz-1880MHz) | 50ohm | 150ohm//18nH |
| SAWES942MCQ0F05(942.5) | 942.5 | 2.9 max. (925MHz-960MHz) | 1.7 (925MHz-960MHz) | 2.2max. (925MHz-960MHz) | 50ohm | 150ohm//56nH |
| SAWES942MCQ0F05(1842.5) | 1842.5 | 2.6 max. (1805MHz-1880MHz) | 1.7 (1805MHz-1880MHz) | 2.4max. (1805MHz-1880MHz) | 50ohm | 150ohm//15nH |
| SAWSP942MLD0T00(942.5) | 942.5 | 3.0 max. (925MHz-960MHz) | 2.0 (925MHz-960MHz) | 2.5max. (925MHz-960MHz) | 50ohm | 50ohm |
| SAWSP942MLD0T00(1842.5) | 1842.5 | 3.2 max. (1805MHz-1880MHz) | 2.0 (1805MHz-1880MHz) | 2.5max. (1805MHz-1880MHz) | 50ohm | 50ohm |
| SAWSU942MCS0T01(942.5) | 942.5 | 3.2 max. (925MHz-960MHz) | 2.2 (925MHz-960MHz) | 2.4max. (925MHz-960MHz) | 50ohm | 200ohm//47nH |
| SAWSU942MCS0T01(1842.5) | 1842.5 | 3.2 max. (1805MHz-1880MHz) | 2.2 (1805MHz-1880MHz) | 2.5max. (1805MHz-1880MHz) | 50ohm | 200ohm//16nH |

7

● GSM1800

Filters for Communication Equipment



| Part Number | Center Frequency (MHz) | Insertion Loss (dB) | Ripple (dB max.) | VSWR | Input Impedance | Output Impedance |
|------------------------|------------------------|----------------------------|--------------------------|------------------------------|-----------------|------------------|
| SAFEB1G84FA0F00 | 1842.5 | 2.5 max. (1805-1880MHz) | 1.5 (1805MHz-1880MHz) | 2.2max. (1805MHz-1880MHz) | 50ohm | 150ohm//18nH |
| SAFED1G84FB0F00 | 1842.5 | 2.0 max. (1805-1880MHz) | 1.3 (1805MHz-1880MHz) | 2.5max. (1805MHz-1880MHz) | 50ohm | 150ohm//18nH |

Continued on the following page.

Note • This catalog has only typical specifications because there is no space for detailed specifications. Therefore, please approve our product specifications or transact the approval sheet for product specifications before ordering. Especially, please read rating and CAUTION (for storage, operating, rating, soldering, mounting and handling) in them to prevent smoking and/or burning, etc.
 • You are able to read a detailed specifications in the website (<http://search.murata.co.jp/>) before to require our product specifications or to transact the approval sheet for product specifications.

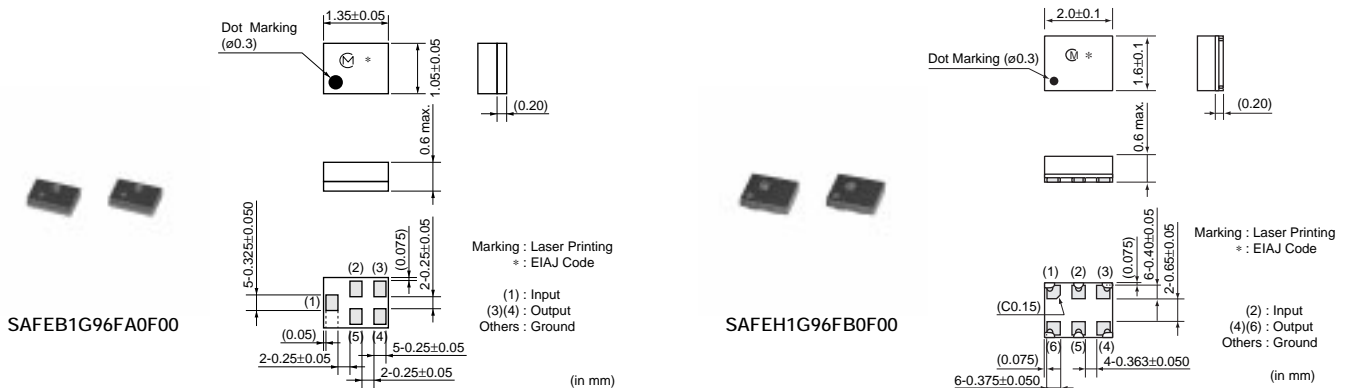
Continued from the preceding page.

| Part Number | Center Frequency (MHz) | Insertion Loss (dB) | Ripple (dB max.) | VSWR | Input Impedance | Output Impedance |
|------------------------|------------------------|-------------------------------|--------------------------|------------------------------|-----------------|------------------|
| SAFEH1G84FB0F00 | 1842.5 | 2.5 max. (1805-1880MHz) | 1.5 (1805MHz-1880MHz) | 2.2max. (1805MHz-1880MHz) | 50ohm | 150ohm//18nH |
| SAFEE1G84AA0F00 | 1842.5 | 2.8 max. (1805-1880MHz) | 1.7 (1805MHz-1880MHz) | 2.2max. (1805MHz-1880MHz) | 50ohm | 50ohm |
| SAFSE1G84KA0T00 | 1842.5 | 3.2 max. (1805-1880MHz) | 2.2 (1805MHz-1880MHz) | 2.8max. (1805MHz-1880MHz) | 50ohm | 50ohm |
| SAFSD1G84FA0T00 | 1842.5 | 3.0 max. (1805-1880MHz) | 2.0 (1805MHz-1880MHz) | 2.7max. (1805MHz-1880MHz) | 50ohm | 200ohm//27nH |
| SAFSD1G84CB0T00 | 1842.5 | 3.8 max. (1805-1880MHz) | 2.0 (1805MHz-1880MHz) | 2.7max. (1805MHz-1880MHz) | 50ohm | 50ohm |
| SAFCC1G74KA0T00 | 1747.5 | 4.2 max. (1710MHz-1785MHz) | 2.6 (1710MHz-1785MHz) | 2.5max. (1710MHz-1785MHz) | 50ohm | 50ohm |

● GSM1800/GSM1900 Dual Band

| Part Number | Center Frequency (MHz) | Insertion Loss (dB) | Ripple (dB max.) | VSWR | Input Impedance | Output Impedance |
|--------------------------------|------------------------|-------------------------------|--------------------------|------------------------------|-----------------|------------------|
| SAWES1G84CQ0F00(1960) | 1960 | 3.0 max. (1930MHz-1990MHz) | 1.9 (1930MHz-1990MHz) | 2.4max. (1930MHz-1990MHz) | 50ohm | 150ohm//22nH |
| SAWES1G84CQ0F00(1842.5) | 1842.5 | 2.6 max. (1805MHz-1880MHz) | 1.7 (1805MHz-1880MHz) | 2.4max. (1805MHz-1880MHz) | 50ohm | 150ohm//15nH |

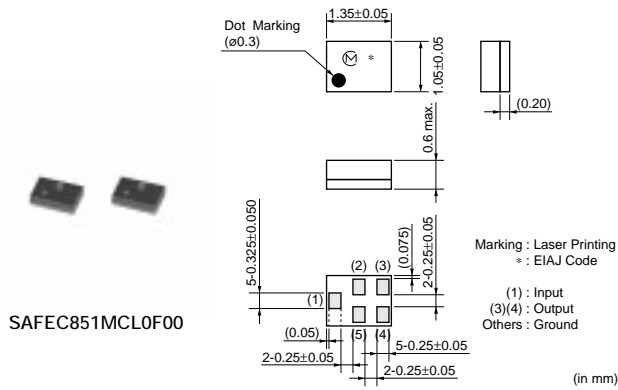
● GSM1900



| Part Number | Center Frequency (MHz) | Insertion Loss (dB) | Ripple (dB max.) | VSWR | Input Impedance | Output Impedance |
|------------------------|------------------------|----------------------------|--------------------------|------------------------------|-----------------|------------------|
| SAFEB1G96FA0F00 | 1960 | 2.6 max. (1930-1990MHz) | 1.8 (1930MHz-1990MHz) | 2.2max. (1930MHz-1990MHz) | 50ohm | 150ohm//27nH |
| SAFED1G96FA0F00 | 1960 | 2.6 max. (1930-1990MHz) | 1.4 (1930MHz-1990MHz) | 2.2max. (1930MHz-1990MHz) | 50ohm | 150ohm//18nH |
| SAFEH1G96FB0F00 | 1960 | 2.6 max. (1930-1990MHz) | 1.8 (1930MHz-1990MHz) | 2.2max. (1930MHz-1990MHz) | 50ohm | 150ohm//22nH |
| SAFEE1G96AA0F00 | 1960 | 2.8 max. (1930-1990MHz) | 1.7 (1930MHz-1990MHz) | 2.4max. (1930MHz-1990MHz) | 50ohm | 50ohm |
| SAFSE1G96KD0T00 | 1960 | 3.0 max. (1930-1990MHz) | 2.0 (1930MHz-1990MHz) | 2.5max. (1930MHz-1990MHz) | 50ohm | 50ohm |
| SAFSD1G96FB0T00 | 1960 | 3.0 max. (1930-1990MHz) | 2.4 (1930MHz-1990MHz) | 2.4max. (1930MHz-1990MHz) | 50ohm | 200ohm//22nH |

△Note • This catalog has only typical specifications because there is no space for detailed specifications. Therefore, please approve our product specifications or transact the approval sheet for product specifications before ordering. Especially, please read rating and △CAUTION (for storage, operating, rating, soldering, mounting and handling) in them to prevent smoking and/or burning, etc.
• You are able to read a detailed specifications in the website (<http://search.murata.co.jp/>) before to require our product specifications or to transact the approval sheet for product specifications.

● J-CDMA



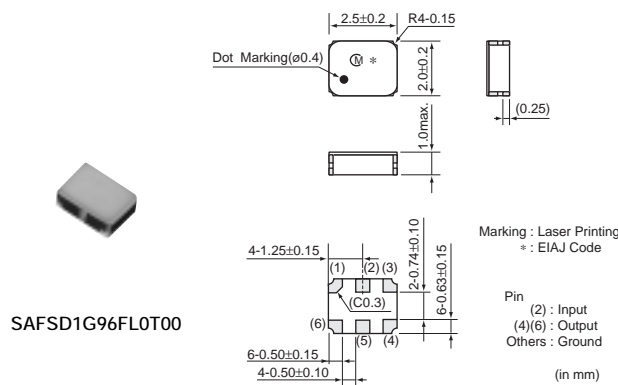
SAFEC851MCL0F00

| Part Number | Center Frequency (MHz) | Insertion Loss (dB) | Ripple (dB max.) | VSWR | Input Impedance | Output Impedance |
|------------------------|------------------------|-----------------------------|------------------------|----------------------------|-----------------|------------------|
| SAFEC851MCL0F00 | 851 | 2.8 max. (832MHz-870MHz) | 1.7 (832MHz-870MHz) | 2.5max. (832MHz-870MHz) | 50ohm | 100ohm//56nH |
| SAFEF906MAM0F00 | 906 | 3.2 max. (887MHz-925MHz) | 1.5 (887MHz-925MHz) | 2.4max. (887MHz-925MHz) | 50ohm | 50ohm |
| SAFSE906MAM0T00 | 906 | 4.0 max. (887MHz-925MHz) | 2.5 (887MHz-925MHz) | 2.4max. (887MHz-925MHz) | 50ohm | 50ohm |
| SAFSE851MKB0T00 | 851 | 3.4 max. (832MHz-870MHz) | 2.5 (832MHz-870MHz) | 2.2max. (832MHz-870MHz) | 50ohm | 50ohm |
| SAFSD906MCL0T00 | 906 | 4.2 max. (887MHz-925MHz) | 2.5 (887MHz-925MHz) | 2.8max. (887MHz-925MHz) | 50ohm | 50ohm |
| SAFSD851MXA0T00 | 851 | 2.6 max. (832MHz-870MHz) | 1.9 (832MHz-870MHz) | 2.7max. (832MHz-870MHz) | 50ohm | 100ohm//56nH |

7

Filters for Communication Equipment

● PCS(CDMA)

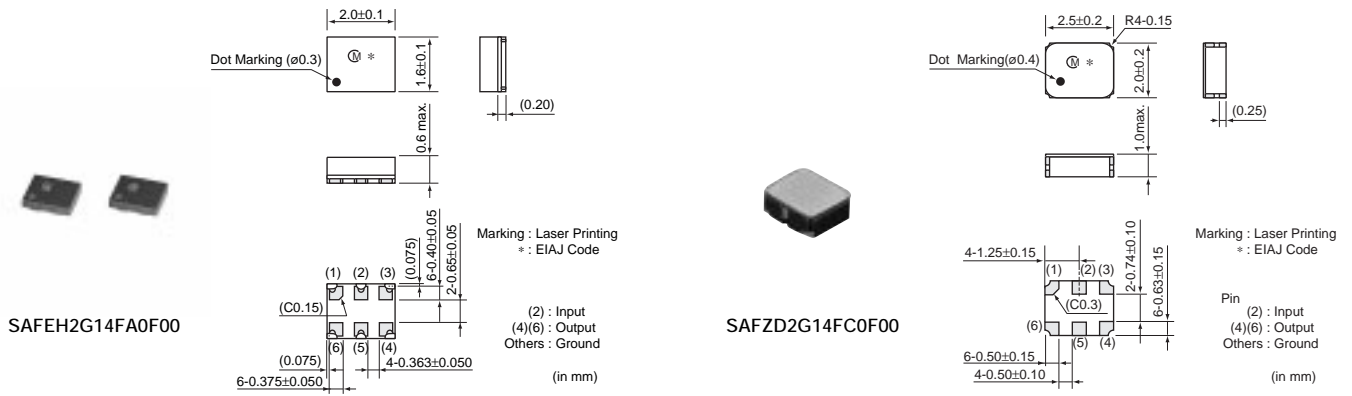


SAFSD1G96FL0T00

| Part Number | Center Frequency (MHz) | Insertion Loss (dB) | Ripple (dB max.) | VSWR | Input Impedance | Output Impedance |
|------------------------|------------------------|-------------------------------|--------------------------|------------------------------|-----------------|------------------|
| SAFSE1G88KC0T00 | 1880 | 5.0 max. (1850MHz-1910MHz) | 3.5 (1850MHz-1910MHz) | 2.2max. (1850MHz-1910MHz) | 50ohm | 50ohm |
| SAFSD1G96FL0T00 | 1960 | 4.0 max. (1930MHz-1990MHz) | 2.0 (1930MHz-1990MHz) | 2.1max. (1930MHz-1990MHz) | 50ohm | 100ohm |

△Note • This catalog has only typical specifications because there is no space for detailed specifications. Therefore, please approve our product specifications or transact the approval sheet for product specifications before ordering. Especially, please read rating and △CAUTION (for storage, operating, rating, soldering, mounting and handling) in them to prevent smoking and/or burning, etc.
• You are able to read a detailed specifications in the website (<http://search.murata.co.jp/>) before to require our product specifications or to transact the approval sheet for product specifications.

● W-CDMA



| Part Number | Center Frequency (MHz) | Insertion Loss (dB) | Ripple (dB max.) | VSWR | Input Impedance | Output Impedance |
|------------------------|------------------------|-------------------------------|--------------------------|------------------------------|-----------------|------------------|
| SAFEH2G14FA0F00 | 2140 | 2.3 max. (2110-2170MHz) | 1.2 (2110MHz-2170MHz) | 1.8max. (2110MHz-2170MHz) | 50ohm | 200ohm//27nH |
| SAFEH1G95FL0F00 | 1950 | 2.8 max. (1920-1980MHz) | 1.5 (1920MHz-1980MHz) | 2.0max. (1920MHz-1980MHz) | 200ohm//33nH | 50ohm |
| SAFEF1G95KA0F00 | 1950 | 3.0 max. (1920-1980MHz) | 1.7 (1920MHz-1980MHz) | 2.0max. (1920MHz-1980MHz) | 50ohm | 50ohm |
| SAFZE1G95KD0F00 | 1950 | 3.2 max. (1920-1980MHz) | 1.5 (1920MHz-1980MHz) | 2.6max. (1920MHz-1980MHz) | 50ohm | 50ohm |
| SAFZD2G14FC0F00 | 2140 | 2.7 max. (2110-2170MHz) | 1.3 (2110MHz-2170MHz) | 2.3max. (2110MHz-2170MHz) | 50ohm | 100ohm |
| SAFSE1G95KD0F00 | 1950 | 3.2 max. (1920-1980MHz) | 1.5 (1920MHz-1980MHz) | 2.6max. (1920MHz-1980MHz) | 50ohm | 50ohm |
| SAFSE2G14KB0T00 | 2140 | 2.7 max. (2110-2170MHz) | 1.3 (2110MHz-2170MHz) | 2.0max. (2110MHz-2170MHz) | 50ohm | 50ohm |
| SAFSE1G95KC0T00 | 1950 | 3.0 max. (1920-1980MHz) | 1.5 (1920MHz-1980MHz) | 2.0max. (1920MHz-1980MHz) | 50ohm | 50ohm |
| SAFSD2G14FA0T00 | 2140 | 2.7 max. (2110MHz-2170MHz) | 1.5 (2110MHz-2170MHz) | 2.2max (2110MHz-2170MHz) | 50ohm | 200ohm//22nH |
| SAFSD1G95FA0T00 | 1950 | 3.2 max. (1920-1980MHz) | 1.6 (1920MHz-1980MHz) | 2.1max. (1920MHz-1980MHz) | 200ohm//22nH | 50ohm |

● CDMA800/TDMA800/E-AMPS/GSM850

| Part Number | Center Frequency (MHz) | Insertion Loss (dB) | Ripple (dB max.) | VSWR | Input Impedance | Output Impedance |
|------------------------|------------------------|-----------------------------|------------------------|----------------------------|-----------------|------------------|
| SAFEF836MAL0F00 | 836.5 | 2.8 max. (824MHz-849MHz) | 1.4 (824MHz-849MHz) | 1.9max. (824MHz-849MHz) | 50ohm | 50ohm |

⚠ Note • This catalog has only typical specifications because there is no space for detailed specifications. Therefore, please approve our product specifications or transact the approval sheet for product specifications before ordering. Especially, please read rating and ⚠CAUTION (for storage, operating, rating, soldering, mounting and handling) in them to prevent smoking and/or burning, etc.
• You are able to read a detailed specifications in the website (<http://search.murata.co.jp/>) before to require our product specifications or to transact the approval sheet for product specifications.

Компания «Океан Электроники» предлагает заключение долгосрочных отношений при поставках импортных электронных компонентов на взаимовыгодных условиях!

Наши преимущества:

- Поставка оригинальных импортных электронных компонентов напрямую с производств Америки, Европы и Азии, а так же с крупнейших складов мира;
- Широкая линейка поставок активных и пассивных импортных электронных компонентов (более 30 млн. наименований);
- Поставка сложных, дефицитных, либо снятых с производства позиций;
- Оперативные сроки поставки под заказ (от 5 рабочих дней);
- Экспресс доставка в любую точку России;
- Помощь Конструкторского Отдела и консультации квалифицированных инженеров;
- Техническая поддержка проекта, помощь в подборе аналогов, поставка прототипов;
- Поставка электронных компонентов под контролем ВП;
- Система менеджмента качества сертифицирована по Международному стандарту ISO 9001;
- При необходимости вся продукция военного и аэрокосмического назначения проходит испытания и сертификацию в лаборатории (по согласованию с заказчиком);
- Поставка специализированных компонентов военного и аэрокосмического уровня качества (Xilinx, Altera, Analog Devices, Intersil, Interpoint, Microsemi, Actel, Aeroflex, Peregrine, VPT, Syfer, Eurofarad, Texas Instruments, MS Kennedy, Miteq, Cobham, E2V, MA-COM, Hittite, Mini-Circuits, General Dynamics и др.);

Компания «Океан Электроники» является официальным дистрибьютором и эксклюзивным представителем в России одного из крупнейших производителей разъемов военного и аэрокосмического назначения «JONHON», а так же официальным дистрибьютором и эксклюзивным представителем в России производителя высокотехнологичных и надежных решений для передачи СВЧ сигналов «FORSTAR».



JONHON

«JONHON» (основан в 1970 г.)

Разъемы специального, военного и аэрокосмического назначения:

(Применяются в военной, авиационной, аэрокосмической, морской, железнодорожной, горно- и нефтедобывающей отраслях промышленности)

«FORSTAR» (основан в 1998 г.)

ВЧ соединители, коаксиальные кабели, кабельные сборки и микроволновые компоненты:

(Применяются в телекоммуникациях гражданского и специального назначения, в средствах связи, РЛС, а так же военной, авиационной и аэрокосмической отраслях промышленности).



Телефон: 8 (812) 309-75-97 (многоканальный)

Факс: 8 (812) 320-03-32

Электронная почта: ocean@oceanchips.ru

Web: <http://oceanchips.ru/>

Адрес: 198099, г. Санкт-Петербург, ул. Калинина, д. 2, корп. 4, лит. А