Bulletin PD-20784 07/04

International
IOR Rectifier

10BQ040PbF

SCHOTTKY RECTIFIER 1 Amp

$I_{F(AV)}$ = 1.0Amp
V_R = 40V

Major Ratings and Characteristics

Characteristics	Value	Units
$I_{F(AV)}$ Rectangular waveform	1.0	A
V_{RRM}	40	V
I_{FSM} @tp = 5 µs sine	430	A
V_F @1.0 Apk, T_J=125°C	0.49	V
T_J range	- 55 to 150	°C

Description/ Features

The 10BQ040PbF surface-mount Schottky rectifier has been designed for applications requiring low forward drop and very small foot prints on PC boards. Typical applications are in disk drives, switching power supplies, converters, free-wheeling diodes, battery charging, and reverse battery protection.

- Small foot print, surface mountable
- Low forward voltage drop
- High frequency operation
- Guard ring for enhanced ruggedness and long term reliability
- Lead-Free ("PbF" suffix)

Case Styles

10BQ040PbF

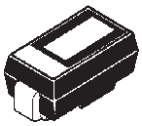

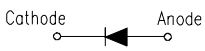

SMB

Voltage Ratings

	Part number	10BQ040PbF
V_R	Max. DC Reverse Voltage (V)	40
V_{RWM}	Max. Working Peak Reverse Voltage (V)	

Absolute Maximum Ratings

	Parameters	10BQ	Units	Conditions	
$I_{F(AV)}$	Max. Average Forward Current	1.0	A	50% duty cycle @ T_L = 112 °C, rectangular wave form	
I_{FSM}	Max. Peak One Cycle Non-Repetitive Surge Current	430	A	5µs Sine or 3µs Rect. pulse	Following any rated load condition and with rated V_{RRM} applied
		45		10ms Sine or 6ms Rect. pulse	
E_{AS}	Non- Repetitive Avalanche Energy	3.0	mJ	T_J = 25 °C, I_{AS} = 1A, L = 6mH	
I_{AR}	Repetitive Avalanche Current	1.0	A	Current decaying linearly to zero in 1 µsec Frequency limited by T_J max. Va = 1.5 x Vr typical	

Electrical Specifications

	Parameters	10BQ	Units	Conditions	
V_{FM}	Max. Forward Voltage Drop (1) * See Fig. 1	0.53	V	@ 1A	T_J = 25 °C
		0.70	V	@ 2A	
		0.49	V	@ 1A	T_J = 125 °C
		0.64	V	@ 2A	
I_{RM}	Max. Reverse Leakage Current (1) * See Fig. 2	0.1	mA	T_J = 25 °C	V_R = rated V_R
		4	mA	T_J = 125 °C	
C_T	Typical Junction Capacitance	80	pF	V_R = 5V_{DC}, (test signal range 100kHz to 1MHz) 25°C	
L_S	Typical Series Inductance	2.0	nH	Measured lead to lead 5mm from package body	
dv/dt	Max. Volatge Rate of Charge (Rated V_R)	10000	V/ µs		

(1) Pulse Width < 300µs, Duty Cycle < 2%

Thermal-Mechanical Specifications

	Parameters	10BQ	Units	Conditions
T_J	Max. Junction Temperature Range (*)	- 55 to 150	°C	
T_{stg}	Max. Storage Temperature Range	- 55 to 150	°C	
R_{thJL}	Max. Thermal Resistance Junction to Lead (**)	36	°C/W	DC operation
R_{thJA}	Max. Thermal Resistance Junction to Ambient	80	°C/W	
wt	Approximate Weight	0.10 (0.003)	g (oz.)	
	Case Style	SMB		Similar DO-214AA
	Device Marking	IR1F		

(*) $\frac{dPtot}{dTj} < \frac{1}{Rth(j\text{-}a)}$ thermal runaway condition for a diode on its own heatsink

(**) Mounted 1 inch square PCB

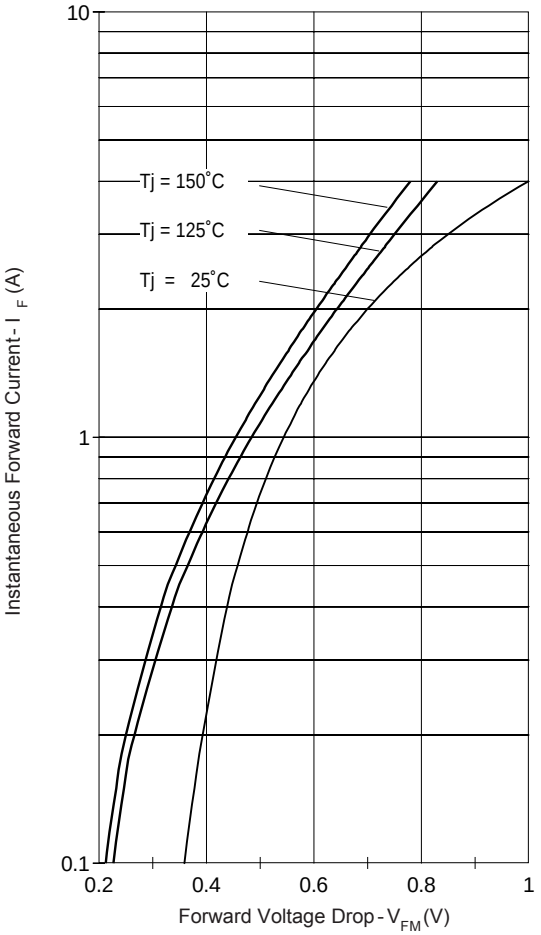

Fig. 1 - Maximum Forward Voltage Drop Characteristics

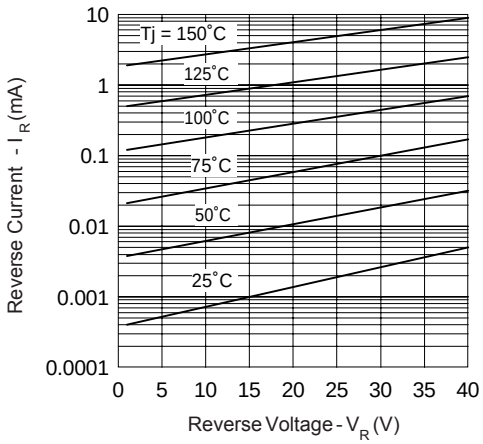

Fig. 2 - Typical Peak Reverse Current Vs. Reverse Voltage

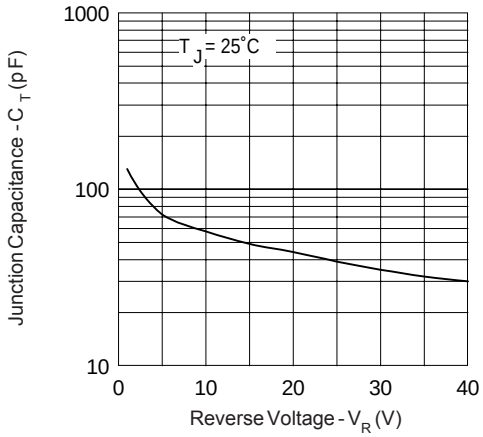

Fig. 3 - Typical Junction Capacitance Vs. Reverse Voltage

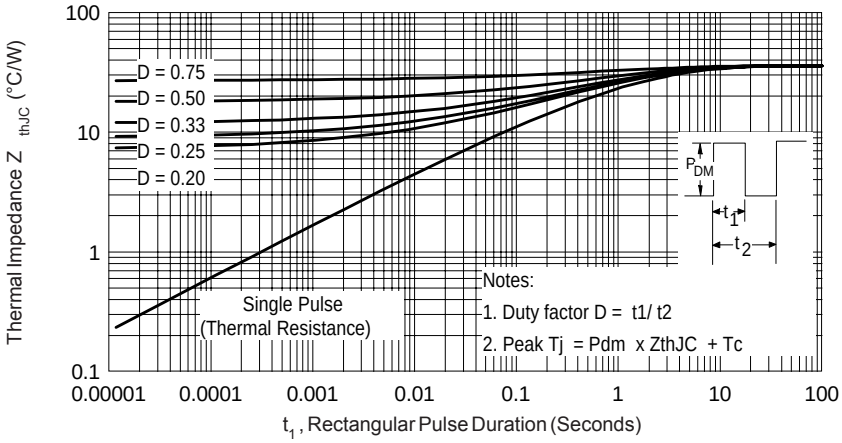

Fig. 4 - Max. Thermal Impedance Z_{thJC} Characteristics (Per Leg)

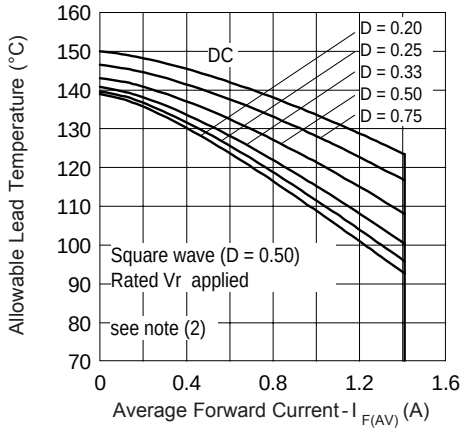

Fig. 4 - Maximum Average Forward Current Vs. Allowable Lead Temperature

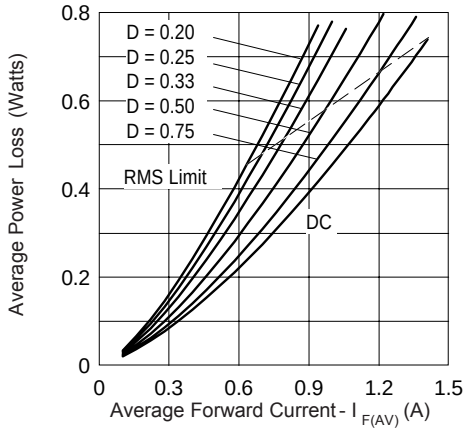

Fig. 5 - Maximum Average Forward Dissipation Vs. Average Forward Current

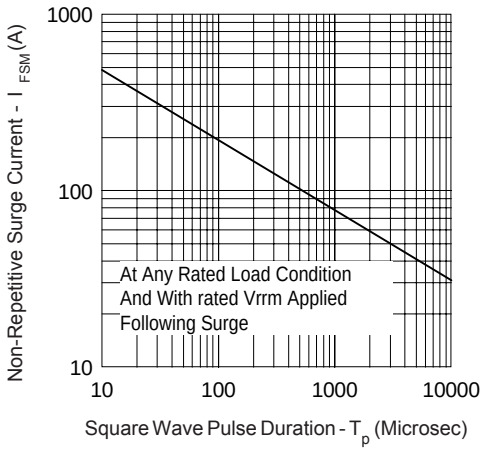

Fig. 6 - Maximum Peak Surge Forward Current Vs. Pulse Duration

(2) Formula used: $T_C = T_J - (Pd + Pd_{REV}) \times R_{thJC}$;
Pd = Forward Power Loss = $I_{F(AV)} \times V_{FM}$ @ ($I_{F(AV)}$ / D) (see Fig. 6);
Pd_{REV} = Inverse Power Loss = $V_{R1} \times I_R$ (1 - D); I_R @ V_{R1} = 80% rated V_R

Outline Table

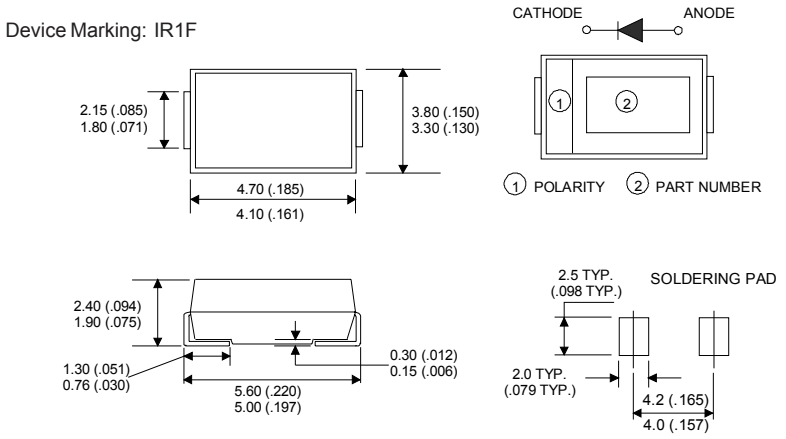

Outline SMB

Dimensions in millimeters and (inches)

For recommended footprint and soldering techniques refer to application note #AN-994

Marking & Identification

Each device has 2 rows for identification. The first row designates the device as manufactured by International Rectifier, indicated by the letters "IR", and the Part Number (indicates the current, the voltage rating and Schottky Generation). The second row indicates the year, the week of manufacturing and the Site ID.

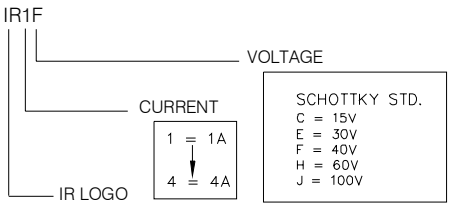

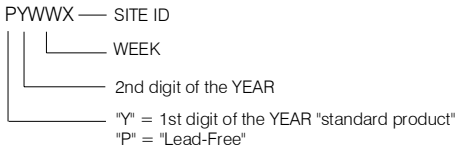

Tape & Reel Information

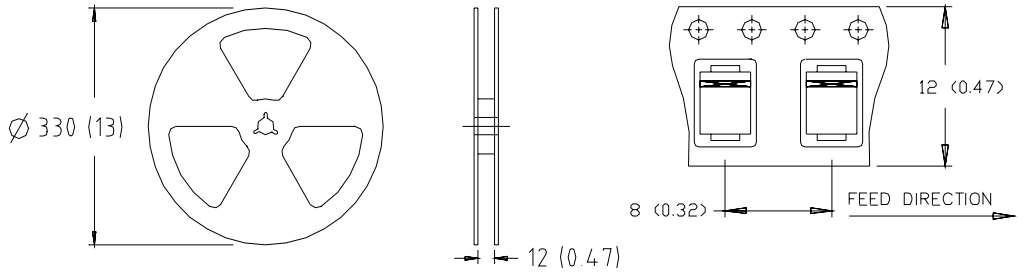

Dimensions in millimetres and (inches)

Ordering Information Table

Device Code

10	B	Q	040	TR	PbF
1	2	3	4	5	6

1	-	Current Rating
2	-	B = Single Lead Diode
3	-	Q = Schottky Q Series
4	-	Voltage Rating (040 = 40V)
5	-	• none = Box (1000 pieces)
		• TR = Tape & Reel (3000 pieces)
6	-	• none = Standard Production
		• PbF = Lead-Free

Data and specifications subject to change without notice.
This product has been designed and qualified for Industrial Level and Lead-Free.
Qualification Standards can be found on IR's Web site.

International IOR Rectifier

IR WORLD HEADQUARTERS: 233 Kansas St., El Segundo, California 90245, USA Tel: (310) 252-7105
TAC Fax: (310) 252-7309
07/04

Notice

The products described herein were acquired by Vishay Intertechnology, Inc., as part of its acquisition of International Rectifier's Power Control Systems (PCS) business, which closed in April 2007. Specifications of the products displayed herein are pending review by Vishay and are subject to the terms and conditions shown below.

Specifications of the products displayed herein are subject to change without notice. Vishay Intertechnology, Inc., or anyone on its behalf, assumes no responsibility or liability for any errors or inaccuracies.

Information contained herein is intended to provide a product description only. No license, express or implied, by estoppel or otherwise, to any intellectual property rights is granted by this document. Except as provided in Vishay's terms and conditions of sale for such products, Vishay assumes no liability whatsoever, and disclaims any express or implied warranty, relating to sale and/or use of Vishay products including liability or warranties relating to fitness for a particular purpose, merchantability, or infringement of any patent, copyright, or other intellectual property right.

The products shown herein are not designed for use in medical, life-saving, or life-sustaining applications. Customers using or selling these products for use in such applications do so at their own risk and agree to fully indemnify Vishay for any damages resulting from such improper use or sale.

OCEAN CHIPS
Океан Электроники
Поставка электронных компонентов

Компания «Океан Электроники» предлагает заключение долгосрочных отношений при поставках импортных электронных компонентов на взаимовыгодных условиях!

Наши преимущества:

- Поставка оригинальных импортных электронных компонентов напрямую с производств Америки, Европы и Азии, а так же с крупнейших складов мира;
- Широкая линейка поставок активных и пассивных импортных электронных компонентов (более 30 млн. наименований);
- Поставка сложных, дефицитных, либо снятых с производства позиций;
- Оперативные сроки поставки под заказ (от 5 рабочих дней);
- Экспресс доставка в любую точку России;
- Помощь Конструкторского Отдела и консультации квалифицированных инженеров;
- Техническая поддержка проекта, помощь в подборе аналогов, поставка прототипов;
- Поставка электронных компонентов под контролем ВП;
- Система менеджмента качества сертифицирована по Международному стандарту ISO 9001;
- При необходимости вся продукция военного и аэрокосмического назначения проходит испытания и сертификацию в лаборатории (по согласованию с заказчиком);
- Поставка специализированных компонентов военного и аэрокосмического уровня качества (Xilinx, Altera, Analog Devices, Intersil, Interpoint, Microsemi, Actel, Aeroflex, Peregrine, VPT, Syfer, Eurofarad, Texas Instruments, MS Kennedy, Miteq, Cobham, E2V, MA-COM, Hittite, Mini-Circuits, General Dynamics и др.);

Компания «Океан Электроники» является официальным дистрибьютором и эксклюзивным представителем в России одного из крупнейших производителей разъемов военного и аэрокосмического назначения **«JONHON»**, а так же официальным дистрибьютором и эксклюзивным представителем в России производителя высокотехнологичных и надежных решений для передачи СВЧ сигналов **«FORSTAR»**.

AVIC JONHON

«JONHON» (основан в 1970 г.)

Разъемы специального, военного и аэрокосмического назначения:

(Применяются в военной, авиационной, аэрокосмической, морской, железнодорожной, горно- и нефтедобывающей отраслях промышленности)

«FORSTAR» (основан в 1998 г.)

ВЧ соединители, коаксиальные кабели, кабельные сборки и микроволновые компоненты:

(Применяются в телекоммуникациях гражданского и специального назначения, в средствах связи, РЛС, а так же военной, авиационной и аэрокосмической отраслях промышленности).

FORSTAR®

Телефон: 8 (812) 309-75-97 (многоканальный)
Факс: 8 (812) 320-03-32
Электронная почта: ocean@oceanchips.ru
Web: http://oceanchips.ru/
Адрес: 198099, г. Санкт-Петербург, ул. Калинина, д. 2, корп. 4, лит. А