


LSP05GI Module Series



Description

Littelfuse's LSP05GI thermally protected Surge Protective Device is a self-protected device specially designed to be used in outdoor and commercial LED lighting fixtures for transient overvoltage protection. It has been developed with Littelfuse's thermally protected varistor technology. Its built-in thermal disconnect function provides additional protection to prevent catastrophic failure and fire hazard even under extreme circumstances of varistor end-of-life or sustaining over voltage conditions.

The LSP05GI features a built-in LED indicator that notifies when replacement of the module is needed.

Features

- Build-in LED Indication, saves maintenance time by identifying replacement need
- Thermally Protected
- Suitable for use in luminaire with Class I or Class II insulation*
- 10kA Maximum Discharge Current (I_{max}), 8/20 μ s
- Meets ANSI C82.77-5-2015: Location C Medium
- Meets ANSI C136.2-2015: Enhanced Level
- Meets IEEE C62.41.2: Location Category C Low
- Meets US Dept. of Energy MSSSLC Model Spec.
- High line-to-earth/ground resistance
- IP66: Dust-tight and water resistant
- Parallel or Series connected options
- UL 1449 and IEC 61643-11/EN 61643-11 recognized*

* See '[Part Numbering System](#)' for exact details of voltages available for Class I and Class II installations, and '[Device Ratings and Specifications](#)' table for voltage specific approvals.

Agency Approvals

| Agency | Standard | Agency File Number |
|---|----------------|--------------------|
|  | UL 1449* | E320116 |
|  | IEC 61643-11** | NL40819 |
|  | EN 61643-11** | 3177948.01 |

+ = For 120V, 240V and 277V

** = For 240V and 277V

Additional Information



Datasheet



Resources



Samples

Applications

- Outdoor and Commercial LED Lighting
- Roadway lighting
- Traffic lighting
- Digital signage
- Wall wash lighting
- Parking garage lighting
- Flood lighting
- Tunnel lighting
- Street lighting

Absolute Maximum Ratings

• For ratings of individual members of a series, see Device Ratings and Specifications chart

| | LSP05GI Series | Units |
|--|----------------|------------|
| Continuous: | | |
| Steady State Applied Voltage: | | |
| Max AC Voltage Range ($V_{M(AC)(RMS)}$) | 150 to 510 | V |
| Continuous Current | 3.5 | A |
| Transient: | | |
| Maximum Discharge Current, 8/20 μ s Waveform (I_{max}) | 10,000 | A |
| Nominal Discharge Current, 8/20 μ s Waveform (I_n) | 5,000 | A |
| Operating Ambient Temperature Range (T_A) | -40 to +85 | °C |
| Storage Temperature Range (T_{STG}) | -40 to +85 | °C |
| Isolation Voltage Capability (When the thermal disconnect opens) | 600 | V |
| Insulation Resistance | >1,000 | M Ω |

CAUTION: Stresses above those listed in 'Absolute Maximum Ratings' may cause permanent damage to the device. This is a stress only rating and operation of the device at these or any other conditions above those indicated in the operational sections of this specification is not implied.

LSP05GI Series Device Ratings and Specifications

| Part Number | Operating Voltage (VAC) | MCOV/ U_c ¹ (VAC) | Maximum Discharge Current ² I_{max} (A) | Nominal Discharge Current ³ I_n (A) | MLV ⁴ (V) | U_p ⁵ (V) | Safety Compliance | |
|---------------------------|-------------------------|--------------------------------|--|--|------------------------------------|--|-------------------|--------|
| | | | | | | | IEC/EN 61643-11 | UL1449 |
| LSP05GI120* | 120 | 150 | 10,000 | 5,000 | LN:650 LG:1280 N-G:1230 | – | – | X |
| LSP05GI240* | 240 | 275 | 10,000 | 5,000 | LN:1080 LG:1230 N-G:1340 | LN: 1300 L-G/PE: 2400 N-G/PE: 2200 | X | X |
| LSP05GI277* | 277 | 320 | 10,000 | 5,000 | LN: 1260 L-G: 1260 N-G:1300 | LN: 1400 L-G/PE: 2400 N-G/PE: 2200 | X | X |
| LSP05GI347* | 347 | 420 | 10,000 | 5,000 | LN: 1530 L-G: 1550 N-G: 1410 | – | – | – |
| LSP05GI480* | 480 | 510 | 10,000 | 5,000 | LN: 1800 L-G: 1900 N-G: 1410 | – | – | – |
| LSP05GI120*H [†] | 120 | 150 | 10,000 | 5,000 | LN: 650 L-G: 3150 N-G: 3210 | – | – | X |
| LSP05GI240*H [†] | 240 | 275 | 10,000 | 5,000 | LN: 1080 L-G: 3170 N-G: 3430 | – | – | X |
| LSP05GI277*H [†] | 277 | 320 | 10,000 | 5,000 | LN: 1260 L-G: 3160 N-G: 3310 | – | – | X |
| LSP05GI480*H [†] | 480 | 510 | 10,000 | 5,000 | LN: 1800 L-G: 3090 N-G: 3090 | – | – | – |

* = S or P

† = Module with 'H' designation features 1500Vac Hi-Pot withstand capability in common mode (L-G and N-G).

Glossary:

- MCOV/ U_c : Maximum Continuous Operating Voltage - maximum r.m.s. voltage that could be continuously applied to the SPD.
- Maximum Discharge Current I_{max} (A): The maximum discharge current is a measure of the SPDs maximum capability; single impulse of discharge current uses the 8/20 μ s current waveform. All Devices pass maximum discharge current with possible, safe opening of thermal disconnect.
- Nominal Discharge Current I_n (A): The nominal discharge current is a measure of the SPDs endurance capability; 15 impulses of discharge current uses the 8/20 μ s current waveform.
- MLV: UL1449 Measured limiting voltage; the highest value of residual voltage measurements during the application of impulses of 8/20 μ s nominal discharge current (I_n); an average voltage value of 15 impulses.
- U_p : IEC 61643-11 Voltage protection level; the highest value of residual voltage measurements during the application of impulses of 8/20 μ s nominal discharge current (I_n); a rounding voltage value of maximum measurement.

| Specification | Value | | Condition |
|---|-----------------------|-----------------------|--|
| | 240V | 277V | |
| Temporary Overvoltage (V) TOV UT @ $t_T = 5$ s | 337 | 403 | LV System Fault for TN Power Grid |
| Temporary Overvoltage (V) TOV UT @ $t_T = 120$ min | 442 | 529 | LV System Fault for TN Power Grid |
| Power grids | TN | TN | |
| Backup fuse (A) | 16 | 20 | Maximum gG Fuse |
| End of life indication | Yes | Yes | Optical Light ON: SPD is functional Light OFF: SPD has reached end-of-life |
| Max earth leakage current at U_c (μ A) | 50 | 50 | |
| IEC 61643-11 Test Classification | Test Class II and III | Test Class II and III | |
| EN 61643-11 Type Classification | Type 2 and 3 | Type 2 and 3 | |
| UL 1449 Type | 4CA | 4CA | |

Repetitive Surge Capability



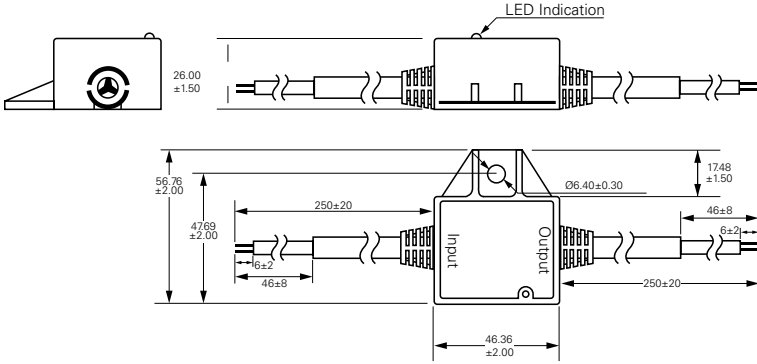
| Pulse Rating (8x20µSec) | |
|----------------------------|---------|
| Strikes | Surge |
| 1 | 10,000A |
| 2 | 7,000A |
| 15 | 5,000A |
| 100 | 1,500A |
| 1,000 | 700A |

LSP05GI Series Wire Specification

| Part Number Extension | Length | Diameter | Double Insulation | Installation Class | Color |
|-----------------------|--------------|------------------|-------------------|--------------------|--|
| X3333 | 250mm ± 20mm | 1mm ² | Yes | I | L - Brown N - Blue G/PE - Green with Yellow stripe |
| X3316 | 250mm ± 20mm | 1mm ² | Yes | II | L - Brown N - Blue |
| None | 250mm ± 20mm | 16AWG | Yes | – | L - Black N- White G- Green |

Dimensions

Series Version

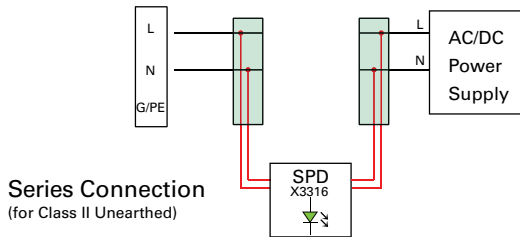


Parallel Version



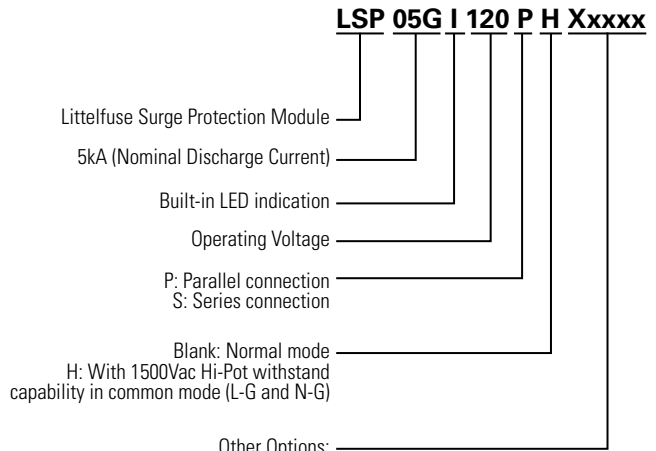
Note: Dimensions are in millimeters (mm)

Application/Installation Schematic



Note:
Green LED light on: SPD is good
Green LED light off: SPD needs replacement

Part Numbering System



Other Options:
X3333: with GND wire connection, available for 240Vac and 277Vac rating with CE Marking for Class I earthed luminaire installation
Wire Color: Line: Brown, Neutral: Blue, Ground/PE: Green with yellow stripe
X3316: without GND wire connection, available for 240Vac and 277Vac rating with CE Marking for Class II unearthed luminaire installation
Wire Color: Line: Brown, Neutral: Blue

Компания «Океан Электроники» предлагает заключение долгосрочных отношений при поставках импортных электронных компонентов на взаимовыгодных условиях!

Наши преимущества:

- Поставка оригинальных импортных электронных компонентов напрямую с производств Америки, Европы и Азии, а так же с крупнейших складов мира;
- Широкая линейка поставок активных и пассивных импортных электронных компонентов (более 30 млн. наименований);
- Поставка сложных, дефицитных, либо снятых с производства позиций;
- Оперативные сроки поставки под заказ (от 5 рабочих дней);
- Экспресс доставка в любую точку России;
- Помощь Конструкторского Отдела и консультации квалифицированных инженеров;
- Техническая поддержка проекта, помощь в подборе аналогов, поставка прототипов;
- Поставка электронных компонентов под контролем ВП;
- Система менеджмента качества сертифицирована по Международному стандарту ISO 9001;
- При необходимости вся продукция военного и аэрокосмического назначения проходит испытания и сертификацию в лаборатории (по согласованию с заказчиком);
- Поставка специализированных компонентов военного и аэрокосмического уровня качества (Xilinx, Altera, Analog Devices, Intersil, Interpoint, Microsemi, Actel, Aeroflex, Peregrine, VPT, Syfer, Eurofarad, Texas Instruments, MS Kennedy, Miteq, Cobham, E2V, MA-COM, Hittite, Mini-Circuits, General Dynamics и др.);

Компания «Океан Электроники» является официальным дистрибьютором и эксклюзивным представителем в России одного из крупнейших производителей разъемов военного и аэрокосмического назначения «JONHON», а так же официальным дистрибьютором и эксклюзивным представителем в России производителя высокотехнологичных и надежных решений для передачи СВЧ сигналов «FORSTAR».



JONHON

«JONHON» (основан в 1970 г.)

Разъемы специального, военного и аэрокосмического назначения:

(Применяются в военной, авиационной, аэрокосмической, морской, железнодорожной, горно- и нефтедобывающей отраслях промышленности)

«FORSTAR» (основан в 1998 г.)

ВЧ соединители, коаксиальные кабели, кабельные сборки и микроволновые компоненты:

(Применяются в телекоммуникациях гражданского и специального назначения, в средствах связи, РЛС, а так же военной, авиационной и аэрокосмической отраслях промышленности).



Телефон: 8 (812) 309-75-97 (многоканальный)

Факс: 8 (812) 320-03-32

Электронная почта: ocean@oceanchips.ru

Web: <http://oceanchips.ru/>

Адрес: 198099, г. Санкт-Петербург, ул. Калинина, д. 2, корп. 4, лит. А