




18W Desktop C8 Adapter Series



Features

- DOE Level VI Efficiency Compliant
- ErP/Ecodesign Directive 2009/125/EC – Regulation EU 2019/1782 Compliant
- EU CoC Tier 2 Compliant (except 5V, 5.9V, 10V, 11V models)
- Over Voltage, Short Circuit and Over Current Protection
- Non-Vented/Spill-Proof Case
- Class B EMI

Applications

- Networking
- Peripherals
- Consumer Electronics



PPL18W Series Specifications¹

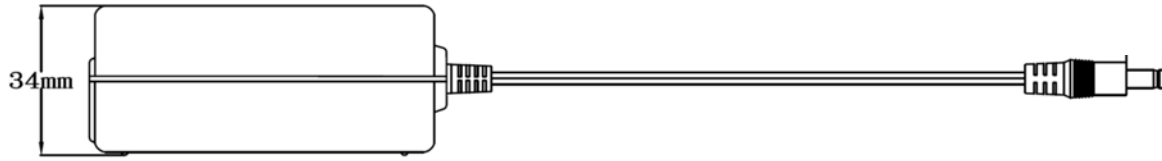
Model		PPL18W-050L6	PPL18W-060L6	PPL18W-070	PPL18W-075
Output	DC Output Voltage	5.0V	5.9V	7.0V	7.5V
	Max Current	3.0A	3.0A	2.5A	2.5A
	Output Power	15.0W	17.7W	17.5W	18.75W
	Regulation	± 6%	-3.4/+6.8%	± 5%	± 5%
	Ripple & Noise P-P(max) ²	100mV	100mV	100mV	100mV
Input	AC Input Voltage Range	90 to 264VAC			
	AC Input Frequency	47 to 63Hz			
	Input Current	0.48A max			
	Inrush Current	50A max., 100VAC; 60A max., 230VAC			
	No Load Power Consumption at 115VAC Input	0.35W	0.045W	0.040W	0.043W
	No Load Power Consumption at 230VAC Input	0.051W	0.056W	0.047W	0.053W
	115VAC Average Efficiency ³	82.0%	82.6%	86.1%	86.3%
	230VAC Average Efficiency ³	81.8%	83.3%	86.1%	86.4%
	230VAC 10% Load Efficiency ³	76.0%	76.5%	83.5%	83.4%
	Leakage Current	<3.5A			
Protection	Over-Voltage	12V max	12V max	16V max	16V max
	Short Circuit	Auto-recover after short-circuit fault is removed			
	Over-Current	7A max	6A max	6A max	6A max
Environmental	Operating Temperature	0°C to +40°C			
	Non-Operating Temperature	-20° to +80°C			
	Operating Humidity	20 to +80%			
Safety Approvals and EMC	Dielectric Withstand (HI-POT)	Primary to Secondary: 3000VAC for 1min, 10mA			
	Insulation Resistance	Primary to Secondary: 10M ohm for 500VDC			
	Standards	cULus 62368-1, IEC 62368-1			
	EMI Emissions	FCC Part 15 Class B, CAN ICES-003(B)/NMB-003(B), EN 55032/CISPR 32 Class B Conducted and Radiated			
	Harmonic Current Emissions	IEC 61000-3-2			
	Voltage Fluctuations & Flicker	IEC 61000-3-3			
	Immunity	EN 55024/CISPR 24: IEC 61000-4-2, IEC 61000-4-3, IEC 61000-4-4, IEC 61000-4-5, IEC 61000-4-6, IEC 61000-4-8, IEC 61000-4-11			
Mechanical	Dimensions (L x W x H)	88.5mm (3.94in) x 50mm (1.97in) x 33mm (1.3in)			
	Weight	170g			
	Cable Length	1500mm			
	DC Cable Type	18 AWG	18 AWG	18 AWG	18 AWG
	DC Output Connector	2.1mm x 5.5mm x 10.0mm			
	DC Plug Pin Assignment	Inner (V+) / Outer GND (V-)			
	Input Connector	IEC 60320 C8			

Model		PPL18W-090	PPL18W-100L6	PPL18W-110L6	PPL18W-120
Output	DC Output Voltage	9.0V	10.0V	11.0V	12.0V
	Max Current	2.2A	1.9V	1.6A	1.6A
	Output Power	19.8W	19.0W	17.6W	19.2W
	Regulation	± 5%	± 5%	± 5%	± 5%
	Ripple & Noise P-P(max) ²	100mV	100mV	110mV	120mV
Input	AC Input Voltage Range	90 to 264VAC			
	AC Input Frequency	47 to 63Hz			
	Input Current	0.48A max			
	Inrush Current	50A max., 100VAC; 60A max., 230VAC			
	No Load Power Consumption at 115VAC Input	0.039W	0.038W	0.041W	0.045W
	No Load Power Consumption at 230VAC Input	0.055W	0.067W	0.065W	0.064W
	115VAC Average Efficiency ³	86.3%	86.2%	85.8%	86.2%
	230VAC Average Efficiency ³	86.7%	85.7%	85.6%	86.4%
	230VAC 10% Load Efficiency ³	80.3%	82.0%	81.0%	80.3%
	Leakage Current	<3.5A			
Protection	Over-Voltage	16V max	22V max	22V max	22V max
	Short Circuit	Auto-recover after short-circuit fault is removed			
	Over-Current	5A max	5A max	5A max	5A max
Environmental	Operating Temperature	0°C to +40°C			
	Non-Operating Temperature	-20° to +80°C			
	Operating Humidity	20 to +80%			
Safety Approvals and EMC	Dielectric Withstand (HI-POT)	Primary to Secondary: 3000VAC for 1min, 10mA			
	Insulation Resistance	Primary to Secondary: 10M ohm for 500VDC			
	Standards	cULus 62368-1, IEC 62368-1			
	EMI Emissions	FCC Part 15 Class B, CAN ICES-003(B)/NMB-003(B), EN 55032/CISPR 32 Class B Conducted and Radiated			
	Harmonic Current Emissions	IEC 61000-3-2			
	Voltage Fluctuations & Flicker	IEC 61000-3-3			
	Immunity	EN 55024/CISPR 24: IEC 61000-4-2, IEC 61000-4-3, IEC 61000-4-4, IEC 61000-4-5, IEC 61000-4-6, IEC 61000-4-8, IEC 61000-4-11			
Mechanical	Dimensions (L x W x H)	88.5mm (3.94in) x 50mm (1.97in) x 33mm (1.3in)			
	Weight	170g			
	Cable Length	1500mm			
	DC Cable Type	18 AWG	22 AWG	22 AWG	20 AWG
	DC Output Connector	2.1mm x 5.5mm x 10.0mm			
	DC Plug Pin Assignment	Inner (V+) / Outer GND (V-)			
	Input Connector	IEC 60320 C8			

Model		PPL18W-150	PPL18W-160	PPL18W-180	PPL18W-240
Output	DC Output Voltage	15.0V	16.0V	18.0V	24.0V
	Max Current	1.3A	1.2A	1.1A	0.8A
	Output Power	19.5W	19.2W	19.8W	19.2W
	Regulation	± 5%	± 5%	± 5%	± 5%
	Ripple & Noise P-P(max) ²	150mV	160mV	180mV	240mV
Input	AC Input Voltage Range	90 to 264VAC			
	AC Input Frequency	47 to 63Hz			
	Input Current	0.48A max			
	Inrush Current	50A max., 100VAC; 60A max., 230VAC			
	No Load Power Consumption at 115VAC Input	0.036W	0.035W	0.045W	0.036W
	No Load Power Consumption at 230VAC Input	0.055W	0.066W	0.064W	0.057W
	115VAC Average Efficiency ³	87.4%	87.8%	88.1%	88.9%
	230VAC Average Efficiency ³	87.1%	87.4%	88.4%	88.7%
	230VAC 10% Load Efficiency ³	82.7%	82.5%	81.9%	81.8%
	Leakage Current	<3.5A			
Protection	Over-Voltage	32V max	32V max	32V max	45V max
	Short Circuit	Auto-recover after short-circuit fault is removed			
	Over-Current	4A max	4A max	4A max	2.5A max
Environmental	Operating Temperature	0°C to +40°C			
	Non-Operating Temperature	-20° to +80°C			
	Operating Humidity	20 to +80%			
Safety Approvals and EMC	Dielectric Withstand (HI-POT)	Primary to Secondary: 3000VAC for 1min, 10mA			
	Insulation Resistance	Primary to Secondary: 10M ohm for 500VDC			
	Standards	cULus 62368-1, IEC 62368-1			
	EMI Emissions	FCC Part 15 Class B, CAN ICES-003(B)/NMB-003(B), EN 55032/CISPR 32 Class B Conducted and Radiated			
	Harmonic Current Emissions	IEC 61000-3-2			
	Voltage Fluctuations & Flicker	IEC 61000-3-3			
	Immunity	EN 55024/CISPR 24: IEC 61000-4-2, IEC 61000-4-3, IEC 61000-4-4, IEC 61000-4-5, IEC 61000-4-6, IEC 61000-4-8, IEC 61000-4-11			
Mechanical	Dimensions (L x W x H)	88.5mm (3.94in) x 50mm (1.97in) x 33mm (1.3in)			
	Weight	170g			
	Cable Length	1500mm			
	DC Cable Type	22 AWG	22 AWG	22 AWG	22 AWG
	DC Output Connector	2.1mm x 5.5mm x 10.0mm			
	DC Plug Pin Assignment	Inner (V+) / Outer GND (V-)			
	Input Connector	IEC 60320 C8			
Notes	<ol style="list-style-type: none"> The specifications defined are at ambient temperature of 25C, unless otherwise specified. 20MHz bandwidth frequency oscilloscope, add a 0.1µF multilayer Cap. and Low ESR Electrolytic Cap. (10µF) at output connector terminals (nominal line voltage, full load). Efficiency is measured after 30 minutes burn-in. 				



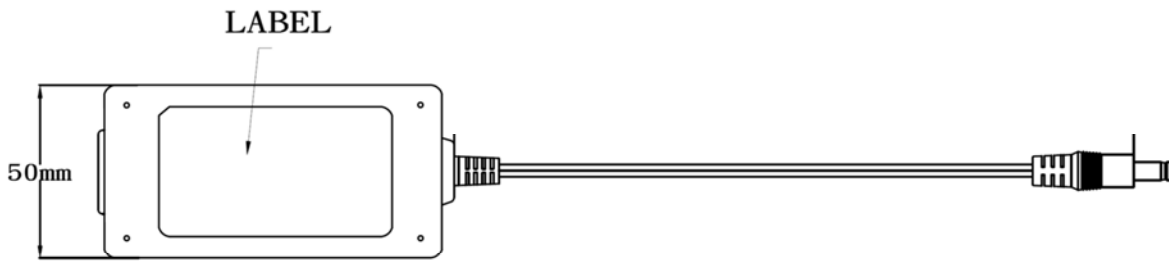
PPL18W Outline Drawing



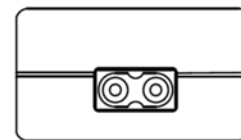
SIDE VIEW



TOP VIEW



BOTTOM VIEW



FRONT-VIEW

**Supplier's Declaration of Conformity
47 CFR § 2.1077 Compliance Information**

**PPL18W-050L6
PPL18W-060L6
PPL18W-070
PPL18W-075
PPL18W-090
PPL18W-100L6
PPL18W-110L6
PPL18W-120
PPL18W-150
PPL18W-160
PPL18W-180
PPL18W-240**

Phihong USA Corporation
47800 Fremont Boulevard
Fremont, CA 94538
Telephone: (510) 445-0100
www.phihong.com




NOTE: This model has/The models in this product series have been tested and found to comply with the limits for a Class B digital device, pursuant to part 15 of the FCC Rules. These limits are designed to provide reasonable protection against harmful interference in a residential installation. This equipment generates, uses and can radiate radio frequency energy and, if not installed and used in accordance with the instructions, may cause harmful interference to radio communications. However, there is no guarantee that interference will not occur in a particular installation. If this equipment does cause harmful interference to radio or television reception, which can be determined by turning the equipment off and on, the user is encouraged to try to correct the interference by one or more of the following measures:

- Reorient or relocate the receiving antenna.
- Increase the separation between the equipment and receiver.
- Connect the equipment into an outlet on a circuit different from that to which the receiver is connected.
- Consult the dealer or an experienced radio/TV technician for help.

Changes or modifications to equipment not expressly approved by PHIHONG could void the user's authority to operate the equipment.



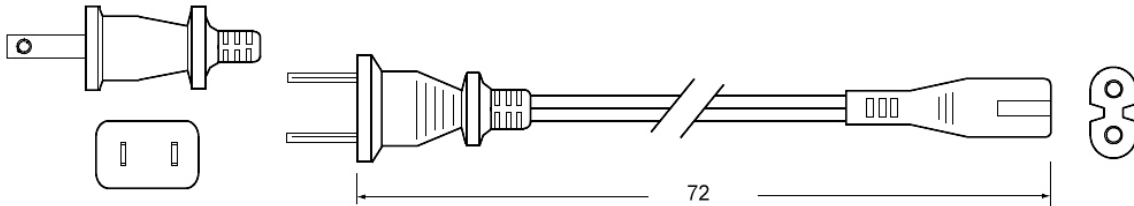
PPL18W Line Cords Sold Separately

Model		AC15WNA-R	AC15WEU-R	AC15WUK-R
Specifications	Plug Type	North America NEMA 1-15P	Continental Europe CEE 7XVI	United Kingdom BS 1363
	Connector	IEC320 C7	IEC320 C7	IEC320 C7
	Wire Size	18 AWG	0.75mm	0.75mm
	Temperature	60°C	70°C	70 °C
	Amperage Rating	10A	2.5A	5A
	Voltage Rating	125V	250V	250V
	Cable Length	72mm	1830mm	1830mm
Safety Approvals		CSA; UL	CEBEC; DEMKO; DVE; FIMKO; GOST; IMQ; KEMA; NEMKO; NF; OVE; SEMKO; SEV	BSI; Safety Mark
Photos				




PPL18W Line Cords Outline Drawings


AC15WNA-R



AC15WEU-R



AC15WUK-R



Компания «Океан Электроники» предлагает заключение долгосрочных отношений при поставках импортных электронных компонентов на взаимовыгодных условиях!

Наши преимущества:

- Поставка оригинальных импортных электронных компонентов напрямую с производств Америки, Европы и Азии, а так же с крупнейших складов мира;
- Широкая линейка поставок активных и пассивных импортных электронных компонентов (более 30 млн. наименований);
- Поставка сложных, дефицитных, либо снятых с производства позиций;
- Оперативные сроки поставки под заказ (от 5 рабочих дней);
- Экспресс доставка в любую точку России;
- Помощь Конструкторского Отдела и консультации квалифицированных инженеров;
- Техническая поддержка проекта, помощь в подборе аналогов, поставка прототипов;
- Поставка электронных компонентов под контролем ВП;
- Система менеджмента качества сертифицирована по Международному стандарту ISO 9001;
- При необходимости вся продукция военного и аэрокосмического назначения проходит испытания и сертификацию в лаборатории (по согласованию с заказчиком);
- Поставка специализированных компонентов военного и аэрокосмического уровня качества (Xilinx, Altera, Analog Devices, Intersil, Interpoint, Microsemi, Actel, Aeroflex, Peregrine, VPT, Syfer, Eurofarad, Texas Instruments, MS Kennedy, Miteq, Cobham, E2V, MA-COM, Hittite, Mini-Circuits, General Dynamics и др.);

Компания «Океан Электроники» является официальным дистрибьютором и эксклюзивным представителем в России одного из крупнейших производителей разъемов военного и аэрокосмического назначения «JONHON», а так же официальным дистрибьютором и эксклюзивным представителем в России производителя высокотехнологичных и надежных решений для передачи СВЧ сигналов «FORSTAR».



JONHON

«JONHON» (основан в 1970 г.)

Разъемы специального, военного и аэрокосмического назначения:

(Применяются в военной, авиационной, аэрокосмической, морской, железнодорожной, горно- и нефтедобывающей отраслях промышленности)

«FORSTAR» (основан в 1998 г.)

ВЧ соединители, коаксиальные кабели,
кабельные сборки и микроволновые компоненты:

(Применяются в телекоммуникациях гражданского и специального назначения, в средствах связи, РЛС, а так же военной, авиационной и аэрокосмической отраслях промышленности).



Телефон: 8 (812) 309-75-97 (многоканальный)

Факс: 8 (812) 320-03-32

Электронная почта: ocean@oceanchips.ru

Web: <http://oceanchips.ru/>

Адрес: 198099, г. Санкт-Петербург, ул. Калинина, д. 2, корп. 4, лит. А