

SMF5.0(C)A THRU SMF170(C)A

**200WATTS TRANSIENT
VOLTAGE SUPPRESSOR
5.0 TO 170 VOLTS**

Features

- Halogen free available upon request by adding suffix "-HF"
- Stand-off Voltage 5-170 Volts
- Uni and bi-directional type available (suffix "C" means bi-directional)
- Surface Mount
- Low Clamping Voltage
- 200 Watt Peak Power Dissipation
- Small, High Thermal Efficiency
- Marking Code: See Electrical Characteristics Table
- Epoxy meets UL 94 V-0 flammability rating
- Moisture Sensitivity Level 1
- Lead Free Finish/RoHS Compliant (NOTE 1) ("P" Suffix designates RoHS Compliant. See ordering information)

Maximum Ratings

- Operating Temperature: -65°C to +175°C
- Storage Temperature: -65°C to +175°C

Electrical Characteristics @ 25°C Unless Otherwise Specified

| | | |
|--|------------------|-------|
| Peak Pulse Power (10/1000us Waveform) | P _{PP} | 200W |
| ESD Voltage(HBM) | V _{ESD} | >16KV |

Note: 1. High Temperature Solder Exemption Applied, see EU Directive Annex Notes 7



SMF5.0A THRU SMF170A

ELECTRICAL CHARACTERISTICS @25°C

| MCC PART NUMBER Uni-Polar | Marking Code | Breakdown Voltage $V_{BR} @ I_T$ (Volt) | | TEST CURRENT I_T mADC | RATED STANDOFF VOLTAGE V_{WM} V | MAXIMUM REVERSE LEAKAGE $I_b @ V_{WM}$ (μ A) | MAXIMUM CLAMPING VOLTAGE $V_C @ I_{PP}$ V | MAXIMUM PEAK PULSE CURRENT I_{PP} A |
|---------------------------------|-----------------|--|------|----------------------------------|---|---|---|--|
| | | MIN | MAX | | | | | |
| SMF5.0A | 5.0A | 6.4 | 7.0 | 10 | 5.0 | 400 | 9.2 | 21.7 |
| SMF6.0A | 6.0A | 6.67 | 7.37 | 10 | 6.0 | 400 | 10.3 | 19.4 |
| SMF6.5A | 6.5A | 7.22 | 7.98 | 10 | 6.5 | 250 | 11.2 | 17.9 |
| SMF7.0A | 7.0A | 7.78 | 8.6 | 10 | 7.0 | 100 | 12 | 16.7 |
| SMF7.5A | 7.5A | 8.33 | 9.21 | 1.0 | 7.5 | 50 | 12.9 | 15.5 |
| SMF8.0A | 8.0A | 8.89 | 9.83 | 1.0 | 8.0 | 25 | 13.6 | 14.7 |
| SMF8.5A | 8.5A | 9.44 | 10.4 | 1.0 | 8.5 | 10 | 14.4 | 13.9 |
| SMF9.0A | 9.0A | 10 | 11.1 | 1.0 | 9.0 | 5.0 | 15.4 | 13 |
| SMF10A | 10A | 11.1 | 12.3 | 1.0 | 10 | 2.5 | 17 | 11.8 |
| SMF11A | 11A | 12.2 | 13.5 | 1.0 | 11 | 2.5 | 18.2 | 11 |
| SMF12A | 12A | 13.3 | 14.7 | 1.0 | 12 | 2.5 | 19.9 | 10.1 |
| SMF13A | 13A | 14.4 | 15.9 | 1.0 | 13 | 1.0 | 21.5 | 9.3 |
| SMF14A | 14A | 15.6 | 17.2 | 1.0 | 14 | 1.0 | 23.2 | 8.6 |
| SMF15A | 15A | 16.7 | 18.5 | 1.0 | 15 | 1.0 | 24.4 | 8.2 |
| SMF16A | 16A | 17.8 | 19.7 | 1.0 | 16 | 1.0 | 26 | 7.7 |
| SMF17A | 17A | 18.9 | 20.9 | 1.0 | 17 | 1.0 | 27.6 | 7.2 |
| SMF18A | 18A | 20 | 22.1 | 1.0 | 18 | 1.0 | 29.2 | 6.8 |
| SMF20A | 20A | 22.2 | 24.5 | 1.0 | 20 | 1.0 | 32.4 | 6.2 |
| SMF22A | 22A | 24.4 | 26.9 | 1.0 | 22 | 1.0 | 35.5 | 5.6 |
| SMF24A | 24A | 26.7 | 29.5 | 1.0 | 24 | 1.0 | 38.9 | 5.1 |
| SMF26A | 26A | 28.9 | 31.9 | 1.0 | 26 | 1.0 | 42.1 | 4.8 |
| SMF28A | 28A | 31.1 | 34.4 | 1.0 | 28 | 1.0 | 45.4 | 4.4 |
| SMF30A | 30A | 33.3 | 36.8 | 1.0 | 30 | 1.0 | 48.4 | 4.1 |
| SMF33A | 33A | 36.7 | 40.6 | 1.0 | 33 | 1.0 | 53.3 | 3.8 |
| SMF36A | 36A | 40 | 44.2 | 1.0 | 36 | 1.0 | 58.1 | 3.4 |
| SMF40A | 40A | 44.4 | 49.1 | 1.0 | 40 | 1.0 | 64.5 | 3.1 |
| SMF43A | 43A | 47.8 | 52.8 | 1.0 | 43 | 1.0 | 69.4 | 2.9 |
| SMF45A | 45A | 50 | 55.3 | 1.0 | 45 | 1.0 | 72.7 | 2.8 |
| SMF48A | 48A | 53.3 | 58.9 | 1.0 | 48 | 1.0 | 77.4 | 2.6 |
| SMF51A | 51A | 56.7 | 62.7 | 1.0 | 51 | 1.0 | 82.4 | 2.4 |
| SMF54A | 54A | 60 | 66.3 | 1.0 | 54 | 1.0 | 87.1 | 2.3 |
| SMF58A | 58A | 64.4 | 71.2 | 1.0 | 58 | 1.0 | 93.6 | 2.1 |
| SMF60A | 60A | 66.7 | 73.7 | 1.0 | 60 | 1.0 | 96.8 | 1.8 |
| SMF64A | 64A | 71.1 | 78.6 | 1.0 | 64 | 1.0 | 103 | 1.7 |
| SMF70A | 70A | 77.8 | 86 | 1.0 | 70 | 1.0 | 113 | 1.5 |
| SMF75A | 75A | 83.3 | 92.1 | 1.0 | 75 | 1.0 | 121 | 1.4 |
| SMF78A | 78A | 86.7 | 95.8 | 1.0 | 78 | 1.0 | 126 | 1.4 |
| SMF85A | 85A | 94.4 | 104 | 1.0 | 85 | 1.0 | 137 | 1.3 |
| SMF90A | 90A | 100 | 111 | 1.0 | 90 | 1.0 | 146 | 1.2 |
| SMF100A | 100 | 111 | 123 | 1.0 | 100 | 1.0 | 162 | 1.1 |
| SMF110A | 110 | 122 | 135 | 1.0 | 110 | 1.0 | 177 | 1.0 |
| SMF120A | 120 | 133 | 147 | 1.0 | 120 | 1.0 | 193 | 0.9 |
| SMF130A | 130 | 144 | 159 | 1.0 | 130 | 1.0 | 209 | 0.8 |
| SMF150A | 150 | 167 | 185 | 1.0 | 150 | 1.0 | 243 | 0.7 |
| SMF160A | 160 | 178 | 197 | 1.0 | 160 | 1.0 | 259 | 0.7 |
| SMF170A | 170 | 189 | 209 | 1.0 | 170 | 1.0 | 275 | 0.6 |

SMF5.0CA THRU SMF170CA
ELECTRICAL CHARACTERISTICS @25°C

| MCC PART NUMBER Bi-Polar | Marking Code | Breakdown Voltage $V_{BR} @ I_T$ (Volt) | | TEST CURRENT I_T mADC | RATED STANDOFF VOLTAGE V_{WM} V | MAXIMUM REVERSE LEAKAGE $I_b @ V_{WM}$ (μ A) | MAXIMUM CLAMPING VOLTAGE $V_C @ I_{PP}$ V | MAXIMUM PEAK PULSE CURRENT I_{PP} A |
|--------------------------------|-----------------|--|------|----------------------------------|---|---|---|--|
| | | MIN | MAX | | | | | |
| SMF5.0CA | 5.0CA | 6.4 | 7.0 | 10 | 5.0 | 400 | 9.2 | 21.7 |
| SMF6.0CA | 6.0CA | 6.67 | 7.37 | 10 | 6.0 | 400 | 10.3 | 19.4 |
| SMF6.5CA | 6.5CA | 7.22 | 7.98 | 10 | 6.5 | 250 | 11.2 | 17.9 |
| SMF7.0CA | 7.0CA | 7.78 | 8.6 | 10 | 7.0 | 100 | 12 | 16.7 |
| SMF7.5CA | 7.5CA | 8.33 | 9.21 | 1.0 | 7.5 | 50 | 12.9 | 15.5 |
| SMF8.0CA | 8.0CA | 8.89 | 9.83 | 1.0 | 8.0 | 25 | 13.6 | 14.7 |
| SMF8.5CA | 8.5CA | 9.44 | 10.4 | 1.0 | 8.5 | 10 | 14.4 | 13.9 |
| SMF9.0CA | 9.0CA | 10 | 11.1 | 1.0 | 9.0 | 5.0 | 15.4 | 13 |
| SMF10CA | 10CA | 11.1 | 12.3 | 1.0 | 10 | 2.5 | 17 | 11.8 |
| SMF11CA | 11CA | 12.2 | 13.5 | 1.0 | 11 | 2.5 | 18.2 | 11 |
| SMF12CA | 12CA | 13.3 | 14.7 | 1.0 | 12 | 2.5 | 19.9 | 10.1 |
| SMF13CA | 13CA | 14.4 | 15.9 | 1.0 | 13 | 1.0 | 21.5 | 9.3 |
| SMF14CA | 14CA | 15.6 | 17.2 | 1.0 | 14 | 1.0 | 23.2 | 8.6 |
| SMF15CA | 15CA | 16.7 | 18.5 | 1.0 | 15 | 1.0 | 24.4 | 8.2 |
| SMF16CA | 16CA | 17.8 | 19.7 | 1.0 | 16 | 1.0 | 26 | 7.7 |
| SMF17CA | 17CA | 18.9 | 20.9 | 1.0 | 17 | 1.0 | 27.6 | 7.2 |
| SMF18CA | 18CA | 20 | 22.1 | 1.0 | 18 | 1.0 | 29.2 | 6.8 |
| SMF20CA | 20CA | 22.2 | 24.5 | 1.0 | 20 | 1.0 | 32.4 | 6.2 |
| SMF22CA | 22CA | 24.4 | 26.9 | 1.0 | 22 | 1.0 | 35.5 | 5.6 |
| SMF24CA | 24CA | 26.7 | 29.5 | 1.0 | 24 | 1.0 | 38.9 | 5.1 |
| SMF26CA | 26CA | 28.9 | 31.9 | 1.0 | 26 | 1.0 | 42.1 | 4.8 |
| SMF28CA | 28CA | 31.1 | 34.4 | 1.0 | 28 | 1.0 | 45.4 | 4.4 |
| SMF30CA | 30CA | 33.3 | 36.8 | 1.0 | 30 | 1.0 | 48.4 | 4.1 |
| SMF33CA | 33CA | 36.7 | 40.6 | 1.0 | 33 | 1.0 | 53.3 | 3.8 |
| SMF36CA | 36CA | 40 | 44.2 | 1.0 | 36 | 1.0 | 58.1 | 3.4 |
| SMF40CA | 40CA | 44.4 | 49.1 | 1.0 | 40 | 1.0 | 64.5 | 3.1 |
| SMF43CA | 43CA | 47.8 | 52.8 | 1.0 | 43 | 1.0 | 69.4 | 2.9 |
| SMF45CA | 45CA | 50 | 55.3 | 1.0 | 45 | 1.0 | 72.7 | 2.8 |
| SMF48CA | 48CA | 53.3 | 58.9 | 1.0 | 48 | 1.0 | 77.4 | 2.6 |
| SMF51CA | 51CA | 56.7 | 62.7 | 1.0 | 51 | 1.0 | 82.4 | 2.4 |
| SMF54CA | 54CA | 60 | 66.3 | 1.0 | 54 | 1.0 | 87.1 | 2.3 |
| SMF58CA | 58CA | 64.4 | 71.2 | 1.0 | 58 | 1.0 | 93.6 | 2.1 |
| SMF60CA | 60CA | 66.7 | 73.7 | 1.0 | 60 | 1.0 | 96.8 | 1.8 |
| SMF64CA | 64CA | 71.1 | 78.6 | 1.0 | 64 | 1.0 | 103 | 1.7 |
| SMF70CA | 70CA | 77.8 | 86 | 1.0 | 70 | 1.0 | 113 | 1.5 |
| SMF75CA | 75CA | 83.3 | 92.1 | 1.0 | 75 | 1.0 | 121 | 1.4 |
| SMF78CA | 78CA | 86.7 | 95.8 | 1.0 | 78 | 1.0 | 126 | 1.4 |
| SMF85CA | 85CA | 94.4 | 104 | 1.0 | 85 | 1.0 | 137 | 1.3 |
| SMF90CA | 90CA | 100 | 111 | 1.0 | 90 | 1.0 | 146 | 1.2 |
| SMF100CA | 100C | 111 | 123 | 1.0 | 100 | 1.0 | 162 | 1.1 |
| SMF110CA | 110C | 122 | 135 | 1.0 | 110 | 1.0 | 177 | 1.0 |
| SMF120CA | 120C | 133 | 147 | 1.0 | 120 | 1.0 | 193 | 0.9 |
| SMF130CA | 130C | 144 | 159 | 1.0 | 130 | 1.0 | 209 | 0.8 |
| SMF150CA | 150C | 167 | 185 | 1.0 | 150 | 1.0 | 243 | 0.7 |
| SMF160CA | 160C | 178 | 197 | 1.0 | 160 | 1.0 | 259 | 0.7 |
| SMF170CA | 170C | 189 | 209 | 1.0 | 170 | 1.0 | 275 | 0.6 |

SMF5.0CA THRU SMF170CA

Electrical Characteristics

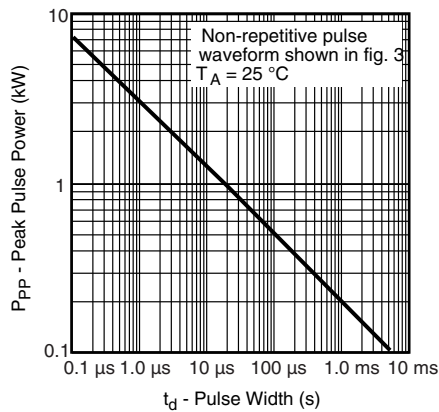


Fig. 1 - Peak Pulse Power Rating

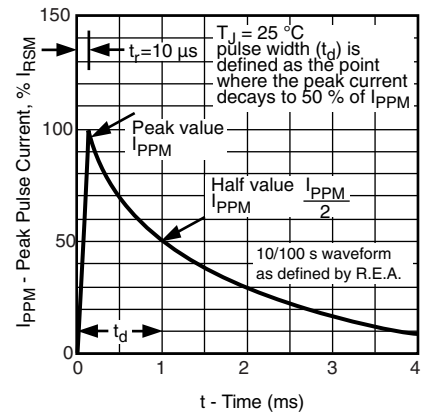


Fig. 3 - Pulse Waveform

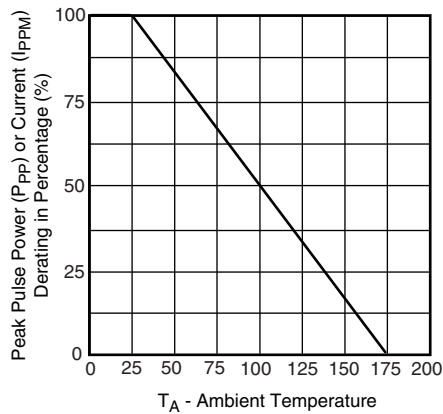


Fig. 2 - Pulse Derating Curve



TM

Micro Commercial Components

Ordering Information :

| Device | Packing |
|----------------|-------------------------|
| Part Number-TP | Tape&Reel: 2.5Kpcs/Reel |

Note : Adding "-HF" suffix for halogen free, eg. Part Number-TP-HF

IMPORTANT NOTICE

Micro Commercial Components Corp. reserves the right to make changes without further notice to any product herein to make corrections, modifications , enhancements , improvements , or other changes . **Micro Commercial Components Corp .** does not assume any liability arising out of the application or use of any product described herein; neither does it convey any license under its patent rights ,nor the rights of others . The user of products in such applications shall assume all risks of such use and will agree to hold **Micro Commercial Components Corp .** and all the companies whose products are represented on our website, harmless against all damages.

LIFE SUPPORT

MCC's products are not authorized for use as critical components in life support devices or systems without the express written approval of Micro Commercial Components Corporation.

CUSTOMER AWARENESS

Counterfeiting of semiconductor parts is a growing problem in the industry. Micro Commercial Components (MCC) is taking strong measures to protect ourselves and our customers from the proliferation of counterfeit parts. MCC strongly encourages customers to purchase MCC parts either directly from MCC or from Authorized MCC Distributors who are listed by country on our web page cited below. Products customers buy either from MCC directly or from Authorized MCC Distributors are genuine parts, have full traceability, meet MCC's quality standards for handling and storage. **MCC will not provide any warranty coverage or other assistance for parts bought from Unauthorized Sources.** MCC is committed to combat this global problem and encourage our customers to do their part in stopping this practice by buying direct or from authorized distributors.

www.mccsemi.com

Компания «Океан Электроники» предлагает заключение долгосрочных отношений при поставках импортных электронных компонентов на взаимовыгодных условиях!

Наши преимущества:

- Поставка оригинальных импортных электронных компонентов напрямую с производств Америки, Европы и Азии, а так же с крупнейших складов мира;
- Широкая линейка поставок активных и пассивных импортных электронных компонентов (более 30 млн. наименований);
- Поставка сложных, дефицитных, либо снятых с производства позиций;
- Оперативные сроки поставки под заказ (от 5 рабочих дней);
- Экспресс доставка в любую точку России;
- Помощь Конструкторского Отдела и консультации квалифицированных инженеров;
- Техническая поддержка проекта, помощь в подборе аналогов, поставка прототипов;
- Поставка электронных компонентов под контролем ВП;
- Система менеджмента качества сертифицирована по Международному стандарту ISO 9001;
- При необходимости вся продукция военного и аэрокосмического назначения проходит испытания и сертификацию в лаборатории (по согласованию с заказчиком);
- Поставка специализированных компонентов военного и аэрокосмического уровня качества (Xilinx, Altera, Analog Devices, Intersil, Interpoint, Microsemi, Actel, Aeroflex, Peregrine, VPT, Syfer, Eurofarad, Texas Instruments, MS Kennedy, Miteq, Cobham, E2V, MA-COM, Hittite, Mini-Circuits, General Dynamics и др.);

Компания «Океан Электроники» является официальным дистрибьютором и эксклюзивным представителем в России одного из крупнейших производителей разъемов военного и аэрокосмического назначения «JONHON», а так же официальным дистрибьютором и эксклюзивным представителем в России производителя высокотехнологичных и надежных решений для передачи СВЧ сигналов «FORSTAR».



JONHON

«JONHON» (основан в 1970 г.)

Разъемы специального, военного и аэрокосмического назначения:

(Применяются в военной, авиационной, аэрокосмической, морской, железнодорожной, горно- и нефтедобывающей отраслях промышленности)

«FORSTAR» (основан в 1998 г.)

ВЧ соединители, коаксиальные кабели, кабельные сборки и микроволновые компоненты:

(Применяются в телекоммуникациях гражданского и специального назначения, в средствах связи, РЛС, а так же военной, авиационной и аэрокосмической отраслях промышленности).



Телефон: 8 (812) 309-75-97 (многоканальный)

Факс: 8 (812) 320-03-32

Электронная почта: ocean@oceanchips.ru

Web: <http://oceanchips.ru/>

Адрес: 198099, г. Санкт-Петербург, ул. Калинина, д. 2, корп. 4, лит. А