## DETAIL ALVEOLES 1.5
## *DETAIL CAVITIES 1.5*

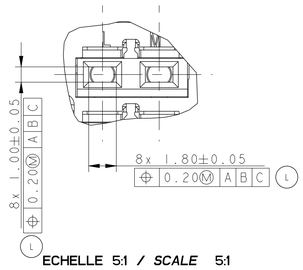


ECHELLE 5:1 / *SCALE* 5:1

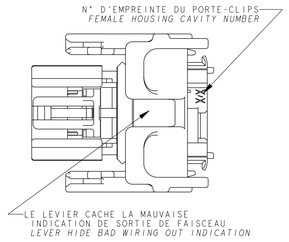


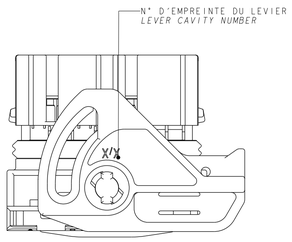


SORTIE FAISCEAU A DROITE
*RIGHT WIRING OUT*

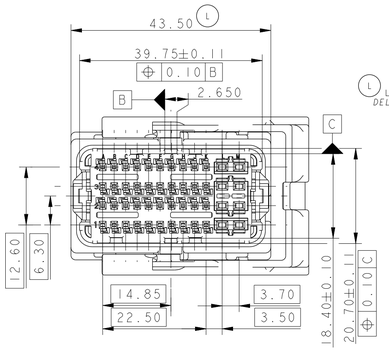


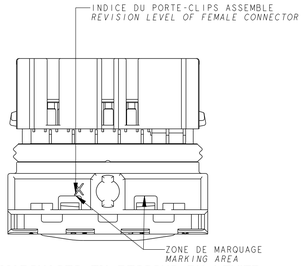


MARQUAGES EN DESSOUS DU LEVIER
(LEVIER ENLEVE POUR CETTE VUE)
*MARKING UNDER LEVER COMPONENT*
*(LEVER REMOVED FOR THIS VIEW)*

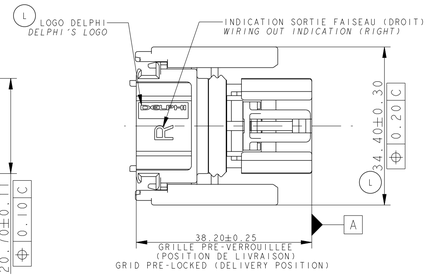


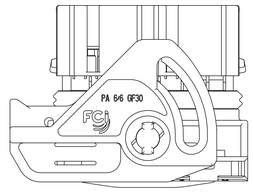


SORTIE FAISCEAU A GAUCHE
*LEFT WIRING OUT*

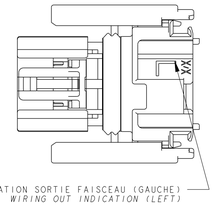


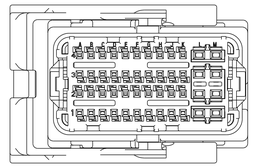

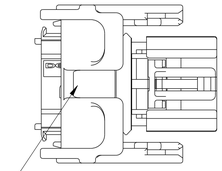


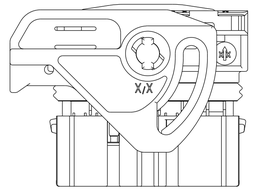

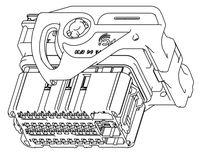

## DETAIL ALVEOLES 0.635
## *DETAIL CAVITIES 0.635*

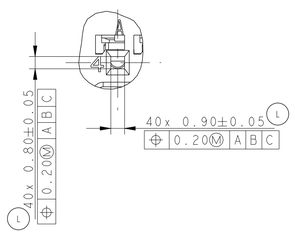


ECHELLE 5:1 / *SCALE* 5:1

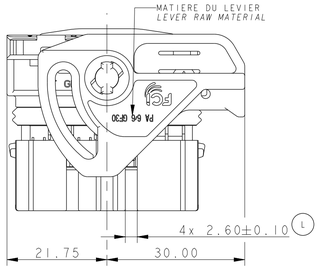


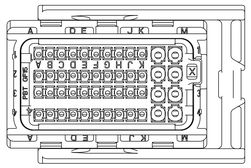

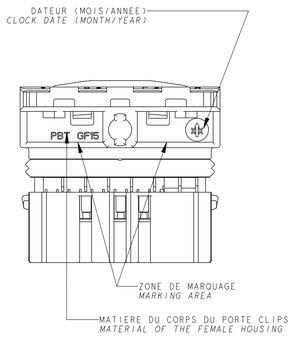


MARQUAGES EN DESSOUS DU LEVIER
(LEVIER ENLEVE POUR CETTE VUE)
*MARKING UNDER LEVER COMPONENT*
*(LEVER REMOVED FOR THIS VIEW)*

### Ⓛ PRODUITS ASSOCIES
### *ASSOCIATED PARTS*

| CAPOT *COVER* | | | BOUCHON D'ALVEOLES *CAVITY PLUG* | | | |
|---|---|---|---|---|---|---|
| | | | CAVITE 0.635 *0.635 CAVITY* | | CAVITE 1.5 *1.5 VAVITY* | |
| SORTIE DES FILS *WIRES OUTPUT* | MVL P/N | DELPHI P/N | MVL P/N | DELPHI P/N | MVL P/N | DELPHI P/N |
| 0° | F965000 | 13956254 | PPI0001045 | 13768626 | PPI0001486 | 13826722 |
| 45° | PPI0001538 | 33517228 | | | | |

**SPECIFICATION DE CONDITIONNEMENT**
***PACKAGING SPECIFICATION***
FE PA 06 013

**CAHIER DES CHARGES**
***SPECIFICATION***
NF R 13-462
FE PS 07 023

***MISE EN OEUVRE***
***APPLICATION SPECIFICATION***
DOSSIER DE PRECONISATION : PU 087
*USER'S MANUAL: PU 087*

### Ⓛ ∅ DE FILS MINI ET MAXI ADMISSIBLE POUR GARANTIR L'ETANCHEITE DU PRODUIT
### *SUITABLE MIN. AND MAX. WIRES ∅ TO GUARANTEE THE WATER TIGHTNESS OF THE PRODUCT*

| TYPE DE CONTACT *TERMINAL SIZE* | | REFERENCE MVL *MVL PART NUMBER* | REFERENCE DELPHI *DELPHI PART NUMBER* | JOINT TUBE SUR FIL *WIRE TUBE* | Ø MINI *MINIMUM Ø* | Ø MAXI *MAXIMUM Ø* |
|---|---|---|---|---|---|---|
| GTS 0.635 | 0.35mm² | PPI0001619 | 13955989 | - | 1.30 | 1.50 |
| | 0.50mm² | PPI0000489 | 13648598 | - | 1.40 | 1.70 |
| GTS 1.5 | 0.50mm² - 0.85mm² | PPI0001482 | 13712871 | F418400 | 2.00 | 2.20 |
| | 1.00mm² - 1.30mm² | PPI0001483 | 13741954 | F418400 | 2.10 | 2.40 |
| | 1.40mm² - 2.00mm² | PPI0001484 | 13749482 | - | 2.30 | 2.80 |

## NOMENCLATURE
## *PARTS LIST*

**CODAGE : EN ACCORD AVEC LA SPECIFICATION NF R 13-462**
***CODING : IN ACCORDANCE WITH NF R 13-462 SPECIFICATION***

**CODAGE NOIR** *BLACK CODING*




**CODAGE GRIS** *GREY CODING*




**CODAGE MARRON** *BROWN CODING*

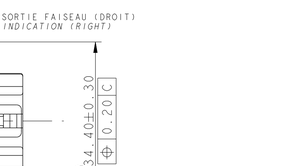


**CODAGE VERT** *GREEN CODING*




| | | | | | | | | | | | | | | | | | | | | | | | | |
|---|---|---|---|---|---|---|---|---|---|---|---|---|---|---|---|---|---|---|---|---|---|---|---|---|
| TYPE D'ETANCHEITE *SEALING SPECIFICATION* | | | | | | | SEALED VERSION | | UNSEALED VERSION | | SEALED VERSION | | UNSEALED VERSION | | SEALED VERSION | | UNSEALED VERSION | | SEALED VERSION | | | | | |
| SORTIE FAISEAU *WIRING OUT* | | | | | | | GAUCHE *LEFT* | DROITE *RIGHT* | GAUCHE *LEFT* | DROITE *RIGHT* | GAUCHE *LEFT* | DROITE *RIGHT* | GAUCHE *LEFT* | DROITE *RIGHT* | GAUCHE *LEFT* | DROITE *RIGHT* | GAUCHE *LEFT* | DROITE *RIGHT* | GAUCHE *LEFT* | DROITE *RIGHT* | | | | |
| REFERENCE DELPHI *DELPHI PART NUMBER* | | | | | | | 13956021 | 13956255 | 33500411 | 33500400 | 33500499 | 33500500 | 33500417 | 33500408 | 33500419 | 33500420 | 33500414 | 33500405 | 33505158 | 33505157 | | | | |
| DELPHI INDICE *DELPHI REVISION* | | | | | | | 01 | 01 | 01 | 01 | 01 | 01 | 01 | 01 | 01 | 01 | 01 | 01 | 01 | 01 | | | | |
| REFERENCE MVL *MVL PART NUMBER* | | | | | | | PPI0001494 | PPI0001495 | F552100 | F552200 | PPI0001496 | PPI0001497 | F752100 | F752200 | F765000 | F865000 | F652100 | F352200 | F413500 | F513500 | | | | |
| MVL INDICE *MVL REVISION* | | | | | | | D | D | C | D | D | D | C | D | D | D | C | D | D | D | | | | |
| 7 | GROMMET *MATE SEAL* | SILICONE *SILICON* | GRIS *GREY* | PPI0000425 | C | | I | | | | I | | | | I | | | | I | | | | | |
| 6 | JOINT INTERFACIAL *MATING SEAL* | SILICONE *SILICON* | INCOLORE *CRISTAL* | PPI0000428 | A | | I | | | | I | | | | I | | | | I | | | | | |
| 5 | LEVIER *LEVER* | PA66 GF 30 | NOIR *BLACK* | PPI0000416 | A | | I | | | | I | | | | I | | | | I | | | | | |
| 4 | GRILLE ARRIERE ETANCHE *SEALED REAR GRID* | PBT GF 15 | GRIS CLAIR *LIGHT GREY* | C188300 | C | | I | | | | I | | | | I | | | | I | | | | | |
| 3 | GRILLE ARR. NON ETANCHE *UNSEALED REAR GRID* | PBT GF 15 | GRIS FONCE *DARK GREY* | C288300 | C | | NA | | | | NA | | | | NA | | | | NA | | | | | |
| 2 | GRILLE AVANT *FRONT GRID* | PBT GF 15 | NOIR *BLACK* | PPI0000405 | B | Ⓛ | I | | | | NA | | | | NA | | | | NA | | | | | |
| 2 | GRILLE AVANT *FRONT GRID* | PBT GF 15 | GRIS *GREY* | PPI0000406 | B | Ⓛ | NA | | | | I | | | | NA | | | | NA | | | | | |
| 2 | GRILLE AVANT *FRONT GRID* | PBT GF 15 | MARRON *BROWN* | PPI0000407 | B | Ⓛ | NA | | | | NA | | | | I | | | | NA | | | | | |
| 2 | GRILLE AVANT *FRONT GRID* | PBT GF 15 | VERT *GREEN* | PPI0000408 | B | Ⓛ | NA | | | | NA | | | | NA | | | | I | | | | | |
| 1 | ISOLANT PORTE-CLIPS *FEMALE HOUSING* | PBT GF 15 | NOIR *BLACK* | C088300 | D | Ⓛ | I | | | | I | | | | I | | | | I | | | | | |
| **REP.** | ***DESIGNATION*** | **MATIERE** *MATERIAL* | **COULEUR** *COLOUR* | **REF MVL** *MVL P/N* | **INDICE** *REVISION* | | | | | | | | | | | | | | | | **QTE** *QTY* | | | |

SEE DRAWING PCC0843002

## SEALED VERSION

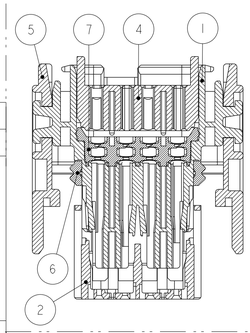


## UNSEALED VERSION

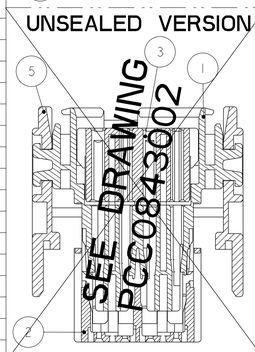


SEE DRAWING PCC0843002

| PRINCIPALES PROPRIETES MECANIQUES *MAIN MECHANICAL PROPERTIES* | CT 0.635 | CT 1.5 |
|---|---|---|
| FORCE D'INSERTION D'UN CONTACT *TERMINAL INSERTION FORCE* | 10N MAXI | 12N MAXI |
| EFFORT DE POLARISATION D'UN CONTACT A 90° ET 180° *TERMINAL POLARISATION FORCE AT 90° AND 180°* | 24 MINI | 30 MINI |
| EFFORT DE RETENTION AVEC DV *RETENTION FORCE WITH SECONDARY LOCK* | 80N MINI | 100N MINI |
| EFFORT SUR LE LEVIER D'ACCOUPLEMENT PC/PL *MATING FORCE ON THE SLIDER DEVICE* | 65N MAXI | |
| EFFORT SUR LE LEVIER DE DESACCOUPLEMENT PC/PL *UNMATING FORCE ON THE SLIDER DEVICE* | 65N MAXI | |
| EFFICACITE DE VERROUILLAGE *FULL ENGAGED EFFICIENCY* | 200N MINI | |
| CLASSE DE TEMPERATURE *OPERATING TEMPERATURE* | -40°C / +125°C | |
| CLASSE DE VIBRATIONS *VIBRATION CLASS* | 15 g | |
| CLASSE D'ETANCHEITE *SEALING CLASS* | ±0.5 Bar IPX9K Ⓛ | |

| ECN-NO. *NUMERO ECN* | POSITION *POSITION* | CHANGE DESCRIPTION *MODIFICATION* |
|---|---|---|
| - | - | - |
| | - | - |
| | - | - |
| | - | - |
| | - | DELPHI P/N ADDED |
| | - | - |
| | - | - |
| | - | - |
| | B7 | GREEN CODING DETAILS ADDED IN TABLE |
| | B7 | VIEW MOVED TO D5 |
| | - | CHANGE REVISION OF TPA (B WAS A) |
| | - | CHANGE REVISION OF SEALED VERSION CONNECTOR AND HOUSING (D WAS C) |
| | - | ADD DELPHI PART NUMBER |
| | - | ADD DELPHI LOGO |
| | - | REMOVE OF UNSEALED VERSIONS, WHICH ARE ONLY PRODUCED IN A VERSION |
| | - | REVIEW OF TOLERANCES TO BE ACCORDANCE WITH OTHER CUSTOMER DRAWINGS |
| | - | CHANGE TO IMPROVE TPA CLOSING FOR AUTOMATIC CONTROL |

| | | | |
|---|---|---|---|
| PRODUCT SPEC. *SPECIF. PRODUIT* | PACKAGING SPEC. *SPECIF. EMBALLAGE* | APPLICATION SPEC. *SPECIF. APPLICATION* | |
| - | - | - | |
| TOLERANCES *TOLERANCES* | ±0.2 | ±2° | MATERIAL : *MATIERE :* SEE TABLE |
| COUNTERPART N° *CONTE PARTIE N°* | - | | |
| DO NOT MEASURE DRAWING *NE PAS PRENDRE DE COTES* | | | COLOUR : *COULEUR :* SEE TABLE |

COPYRIGHT DELPHI CORPORATION AND/OR ITS AFFILIATES. ALL RIGHTS RESERVED. REVISED
THIS DRAWING IS THE PROPERTY OF DELPHI CORPORATION AND CONTAINS DELPHI CONFIDENTIAL INFORMATION. THE REPRODUCTION, DISTRIBUTION AND UTILIZATION OF THIS DOCUMENT OR ITS RELATED CAD MODEL DATA, AS WELL AS COMMUNICATION OF ANY CONTENT TO OTHERS, WITHOUT EXPRESS AUTHORIZATION, IS PROHIBITED.
CE PLAN EST LA PROPRIETE DE DELPHI CORPORATION ET CONTIENT DES INFORMATIONS DELPHI CONFIDENTIELLES. LA REPRODUCTION, LA DISTRIBUTION ET L'UTILISATION DU DOCUMENT OU DES DONNEES MOTIONNEES ASSOCIEES, AINSI QUE LA COMMUNICATION DE TOUT CONTENU A AUTRUI, SANS AUTORISATION EXPRESSE, EST INTERDITE.

| | | | |
|---|---|---|---|
| TOLERANCES *TOLERANCES* | ±0.2 | ±2° | MATERIAL : *MATIERE :* SEE TABLE |
| COUNTERPART N° *CONTE PARTIE N°* | - | | |
| DO NOT MEASURE DRAWING *NE PAS PRENDRE DE COTES* | | | COLOUR : *COULEUR :* SEE TABLE |
| | | | TOOL NO. *OUTIL N°* - |

SURFACE FINISH *ETAT DE SURFACE* -
ECO Lvl. Code *CODE E.C.* FE

DELPHI PACKARD ELECTRICAL/ELECTRONIC ARCHITECTURE
EPERNON, FRANCE

ISO PROJECTION *PROJECTION ISO* — DIMENSION IN MILLIMETERS *DIMENSIONS EN MILLIMETRES*

CAD SYSTEM *FORMAT* A1
pro / eng.
UNIT SIZE *FORMAT* A1
APPROVAL LEVEL *NIV D'APPROBATION* -
SHEET *FEUILLE* 1 of / de 1
SCALE *ECH.* 1:1

| | DATE | NAME *NOM* |
|---|---|---|
| CREATED BY *CREE PAR* | 2006/12/14 | F.CHAZOTTES |
| MODIFIED BY *MODIF. PAR* | 2014/09/14 | S.LACOTE |
| CHECKED BY *VERIF. PAR* | 2014/09/18 | F.FAURE |
| APPROVED BY *APPR. PAR* | 2014/09/18 | Pascal MENARD |

FILE NAME *NOM DE FICHIER* PCC0420007
DOCUMENT UNDER PDS CONTROL *DOCUMENT GERE SOUS P.D.S.*
NO MODIFICATION ALLOWED OUTSIDE *PAS DE MODIFICATION EN DEHORS*

CMC 48W X VERSION
PROJECT *PROJET* CMC PROJECT
ESR NO - CAT. NO *NUMERO CAT* -
NUMERO ESR -

DRAWING NUMBER *REF. PLAN* **PCC0420007**
REV. *IND.* **L**
STATE *ETAT* **SERIAL RELEASED**
PART NUMBER *REF. ARTICLE* **See Table**
REV. *IND.* -

# OCEAN CHIPS
## Океан Электроники
### Поставка электронных компонентов

Компания «Океан Электроники» предлагает заключение долгосрочных отношений при поставках импортных электронных компонентов на взаимовыгодных условиях!

Наши преимущества:

- Поставка оригинальных импортных электронных компонентов напрямую с производств Америки, Европы и Азии, а так же с крупнейших складов мира;
- Широкая линейка поставок активных и пассивных импортных электронных компонентов (более 30 млн. наименований);
- Поставка сложных, дефицитных, либо снятых с производства позиций;
- Оперативные сроки поставки под заказ (от 5 рабочих дней);
- Экспресс доставка в любую точку России;
- Помощь Конструкторского Отдела и консультации квалифицированных инженеров;
- Техническая поддержка проекта, помощь в подборе аналогов, поставка прототипов;
- Поставка электронных компонентов под контролем ВП;
- Система менеджмента качества сертифицирована по Международному стандарту ISO 9001;
- При необходимости вся продукция военного и аэрокосмического назначения проходит испытания и сертификацию в лаборатории (по согласованию с заказчиком);
- Поставка специализированных компонентов военного и аэрокосмического уровня качества (Xilinx, Altera, Analog Devices, Intersil, Interpoint, Microsemi, Actel, Aeroflex, Peregrine, VPT, Syfer, Eurofarad, Texas Instruments, MS Kennedy, Miteq, Cobham, E2V, MA-COM, Hittite, Mini-Circuits, General Dynamics и др.);

Компания «Океан Электроники» является официальным дистрибьютором и эксклюзивным представителем в России одного из крупнейших производителей разъемов военного и аэрокосмического назначения **«JONHON»**, а так же официальным дистрибьютором и эксклюзивным представителем в России производителя высокотехнологичных и надежных решений для передачи СВЧ сигналов **«FORSTAR»**.

AVIC JONHON

**«JONHON»** (основан в 1970 г.)

Разъемы специального, военного и аэрокосмического назначения:

(Применяются в военной, авиационной, аэрокосмической, морской, железнодорожной, горно- и нефтедобывающей отраслях промышленности)

**«FORSTAR»** (основан в 1998 г.)

ВЧ соединители, коаксиальные кабели, кабельные сборки и микроволновые компоненты:

(Применяются в телекоммуникациях гражданского и специального назначения, в средствах связи, РЛС, а так же военной, авиационной и аэрокосмической отраслях промышленности).

FORSTAR®

Телефон: 8 (812) 309-75-97 (многоканальный)
Факс: 8 (812) 320-03-32
Электронная почта: ocean@oceanchips.ru
Web: http://oceanchips.ru/
Адрес: 198099, г. Санкт-Петербург, ул. Калинина, д. 2, корп. 4, лит. А