

# FIXED PRINTED CIRCUIT US Pin Spacing<sup>a</sup> Tubular Screw Clamp

For wire-to-board connections in lighter duty applications with strict budgets and where infrequent wire terminations are expected.

The AK(Z)110 is available in Top Wire Entry. Please contact Altech for information.

- Multipole, Modular Design
- Wire Protector Standard
- Housing Material: Polyamide 6.6
- Standard Color: Gray



## AKZ500 Front Wire Entry

## AK(Z)505 Top Wire Entry

<sup>a</sup>Blocks with metric pin spacing begin on page 132.

Pin Spacing 5.08mm (.200)  
Stripping Length 6mm (.236)  
Screw Hole Diameter 3mm (.118)

Pin Spacing 5mm (.197)<sup>b</sup>  
Stripping Length 5mm (.197)  
Screw Hole Diameter 3mm (.118)

Ratings		Wire Range	Current	Voltage	Wire Range	Current	Voltage
IEC/VDE		0.5-1.5mm <sup>2</sup>	16A	250V	0.5-1.5mm <sup>2</sup>	16A	250V
	(File No. E101811)	22-14 AWG	15A	300V	22-14 AWG	15A	300V
	(File No. LR68503)	22-14 AWG	15A	300V	22-14 AWG	15A	300V

Ordering Information	No. of Poles	Type	Cat. No.	Length L mm (in.)	Std. Pk.	Type	Cat. No.	Length L mm (in.)	Std. Pk.
Terminal Block, US (Inch) Pin Spacing	2	AKZ500/2wp	34.102	10.16 (.40)	100	AK(Z)505/2wp	30.752	10.00 (.39)	100
	3	AKZ500/3wp	34.103	15.24 (.60)	100	AK(Z)505/3wp	30.753	15.00 (.59)	100
	4	AKZ500/4wp	34.104	20.32 (.80)	50	AK(Z)505/4wp	30.754	20.00 (.79)	50
	5	AKZ500/5wp	34.105	25.40 (1.00)	50	AK(Z)505/5wp	30.755	25.00 (.99)	50
	6	AKZ500/6wp	34.106	30.48 (1.20)	50	AK(Z)505/6wp	30.756	30.00 (1.18)	50
	7	AKZ500/7wp	34.107	35.56 (1.40)	30				
	8	AKZ500/8wp	34.108	40.64 (1.60)	30				
	9	AKZ500/9wp	34.109	45.72 (1.80)	30				
	10	AKZ500/10wp	34.110	50.80 (2.00)	30				
	11	AKZ500/11wp	34.111	55.88 (2.20)	20				
	12	AKZ500/12wp	34.112	60.98 (2.40)	20				
	13	AKZ500/13wp	34.113	66.04 (2.60)	20				
	14	AKZ500/14wp	34.114	71.14 (2.80)	20				
	15	AKZ500/15wp	34.115	76.20 (3.00)	20				
	16	AKZ500/16wp	34.116	81.28 (3.20)	15				
	17	AKZ500/17wp	34.117	86.36 (3.40)	15				
	18	AKZ500/18wp	34.118	91.44 (3.60)	15				
	19	AKZ500/19wp	34.119	96.52 (3.80)	15				
	20	AKZ500/20wp	34.120	101.60 (4.00)	15				
	21	AKZ500/21wp	34.121	106.68 (4.20)	10				
	22	AKZ500/22wp	34.122	111.76 (4.40)	10				
	23	AKZ500/23wp	34.123	116.84 (4.60)	10				
	24	AKZ500/24wp	34.124	121.92 (4.80)	10				

Dimensions			
mm	in.	mm	in.
0.60	0.024	3.70	0.146
0.70	0.028	3.90	0.154
0.90	0.035	4.00	0.157
1.00	0.039	4.50	0.177
1.10	0.043	5.08	0.200
2.00	0.079	7.50	0.295
2.60	0.102	9.00	0.354
2.70	0.106	10.00	0.394
3.10	0.122	12.50	0.492
3.40	0.134	13.00	0.512
3.50	0.138		



<sup>b</sup>Appropriate for use in US (inch) pin spacings up to the number of poles shown.



## AKZ120 Front Wire Entry

Pin Spacing 5.08mm (.200)  
Stripping Length 7mm (.276)  
Screw Hole Diameter 3.5mm (.138)

Wire Range	Current	Voltage
0.5-2.5mm <sup>2</sup>	16A	250V
22-14 AWG	15A	300V
22-14 AWG	15A	300V

Type	Cat. No.	Length L mm (in.)	Std. Pk.
AKZ120/2wp	30.202	10.16 ( .40)	100
AKZ120/3wp	30.203	15.24 ( .60)	100
AKZ120/4wp	30.204	20.32 ( .80)	50
AKZ120/5wp	30.205	25.40 (1.00)	50
AKZ120/6wp	30.206	30.48 (1.20)	50
AKZ120/7wp	30.207	35.56 (1.40)	30
AKZ120/8wp	30.208	40.64 (1.60)	30
AKZ120/9wp	30.209	45.72 (1.80)	30
AKZ120/10wp	30.210	50.80 (2.00)	30
AKZ120/11wp	30.211	55.88 (2.20)	20
AKZ120/12wp	30.212	60.98 (2.40)	20
AKZ120/13wp	30.213	66.04 (2.60)	20
AKZ120/14wp	30.214	71.14 (2.80)	20
AKZ120/15wp	30.215	76.20 (3.00)	20
AKZ120/16wp	30.216	81.28 (3.20)	15
AKZ120/17wp	30.217	86.36 (3.40)	15
AKZ120/18wp	30.218	91.44 (3.60)	15
AKZ120/19wp	30.219	96.52 (3.80)	15
AKZ120/20wp	30.220	101.60 (4.00)	15
AKZ120/21wp	30.221	106.68 (4.20)	10
AKZ120/22wp	30.222	111.76 (4.40)	10
AKZ120/23wp	30.223	116.84 (4.60)	10
AKZ120/24wp	30.224	121.92 (4.80)	10



## AKZ125 Top Wire Entry

Pin Spacing 5.08mm (.200)  
Stripping Length 6mm (.236)  
Screw Hole Diameter 3.5mm (.138)

Wire Range	Current	Voltage
0.5-2.5mm <sup>2</sup>	16A	250V
22-14 AWG	15A	300V
22-14 AWG	15A	300V

Type	Cat. No.	Length L mm (in.)	Std. Pk.
AKZ125/2wp	30.252	10.16 ( .40)	100
AKZ125/3wp	30.253	15.24 ( .60)	100
AKZ125/4wp	30.254	20.32 ( .80)	50
AKZ125/5wp	30.255	25.40 (1.00)	50
AKZ125/6wp	30.256	30.48 (1.20)	50
AKZ125/7wp	30.257	35.56 (1.40)	30
AKZ125/8wp	30.258	40.64 (1.60)	30
AKZ125/9wp	30.259	45.72 (1.80)	30
AKZ125/10wp	30.260	50.80 (2.00)	30
AKZ125/11wp	30.261	55.88 (2.20)	20
AKZ125/12wp	30.262	60.98 (2.40)	20
AKZ125/13wp	30.263	66.04 (2.60)	20
AKZ125/14wp	30.264	71.14 (2.80)	20
AKZ125/15wp	30.265	76.20 (3.00)	20
AKZ125/16wp	30.266	81.28 (3.20)	15
AKZ125/17wp	30.267	86.36 (3.40)	15
AKZ125/18wp	30.268	91.44 (3.60)	15
AKZ125/19wp	30.269	96.52 (3.80)	15
AKZ125/20wp	30.270	101.60 (4.00)	15
AKZ125/21wp	30.271	106.68 (4.20)	10
AKZ125/22wp	30.272	111.76 (4.40)	10
AKZ125/23wp	30.273	116.84 (4.60)	10
AKZ125/24wp	30.274	121.92 (4.80)	10



## AK(Z)110 Front Wire Entry

Pin Spacing 7.5mm (.295)<sup>°</sup>  
Stripping Length 6mm (.236)  
Screw Hole Diameter 3.5mm (.138)

Wire Range	Current	Voltage
0.5-2.5mm <sup>2</sup>	16A	500V
22-14 AWG	15A	300V
22-14 AWG	15A	300V

Type	Cat. No.	Length L mm (in.)	Std. Pk.
AK(Z)110/2wp	30.102	15.00 ( .59)	100
AK(Z)110/3wp	30.103	22.50 ( .89)	100
AK(Z)110/4wp	30.104	30.00 (1.18)	50
AK(Z)110/5wp	30.105	37.50 (1.48)	50



<sup>°</sup>Appropriate for use in US (inch) pin spacings up to the number of poles shown providing minimum PC Board Hole Size is 1.5mm(.059 in.)

# FIXED PRINTED CIRCUIT US Pin Spacing<sup>a</sup> Screw-Cage Clamp

For wire-to-board connections in industrial applications and where frequent wire terminations occur.

- Multipole, Modular Design
- Housing Material: Polyamide 6.6
- Standard Color: AKZ300 is Gray, all others are green

# NEW



## AKZ300 45° Wire Entry

Pin Spacing 5.08mm (.200)  
Stripping Length 7mm (.276)  
Screw Hole Diameter 3.5mm (.138)

Minimum clearance, small footprint conserves valuable PCB real estate



## AKZ250 Front Wire Entry

Pin Spacing 5.08mm (.200)  
Stripping Length 7mm (.276)  
Screw Hole Diameter 3.5mm (.138)

<sup>a</sup>Blocks with metric pin spacing begin on page 132.

Ratings		Wire Range	Current	Voltage	Wire Range	Current	Voltage
IEC/VDE		0.5-2.5mm <sup>2</sup>	16A	250V	0.5-1.5mm <sup>2</sup>	16A	250V
UL (File No. E101811)		22-12 AWG	15A	300V	28-14 AWG	15A	300V
CS (File No. LR68503)		22-12 AWG	15A	300V	28-14 AWG	10A	300V

Ordering Information		Poles	Type	Cat. No.	Length L mm (in.)	Std. Pk.	Type	Cat. No.	Length L mm (in.)	Std. Pk.
Terminal Block, US (Inch) Pin Spacing		2	AKZ300/2	30.652	10.16 (.40)	100	AKZ250/2	32.402	10.16 (.40)	100
		3	AKZ300/3	30.653	15.24 (.60)	100	AKZ250/3	32.403	15.24 (.60)	100
		4	AKZ300/4	30.654	20.32 (.80)	50	AKZ250/4	32.404	20.32 (.80)	50
		5	AKZ300/5	30.655	25.40 (1.00)	50	AKZ250/5	32.405	25.40 (1.00)	50
		6	AKZ300/6	30.656	30.48 (1.20)	50	AKZ250/6	32.406	30.48 (1.20)	50
		7	AKZ300/7	30.657	36.56 (1.40)	30	AKZ250/7	32.407	35.56 (1.40)	30
		8	AKZ300/8	30.658	40.64 (1.60)	30	AKZ250/8	32.408	40.64 (1.60)	30
		9	AKZ300/9	30.659	45.72 (1.80)	30	AKZ250/9	32.409	45.72 (1.80)	30
		10	AKZ300/10	30.660	50.80 (2.00)	30	AKZ250/10	32.410	50.80 (2.00)	30
		11	AKZ300/11	30.661	55.88 (2.20)	20	AKZ250/11	32.411	55.88 (2.20)	20
		12	AKZ300/12	30.662	60.96 (2.40)	20	AKZ250/12	32.412	60.96 (2.40)	20
		13	AKZ300/13	30.663	66.04 (2.60)	20	AKZ250/13	32.413	66.04 (2.60)	20
		14	AKZ300/14	30.664	71.12 (2.80)	20	AKZ250/14	32.414	71.12 (2.80)	20
		15	AKZ300/15	30.665	76.20 (3.00)	20	AKZ250/15	32.415	76.20 (3.00)	20
		16	AKZ300/16	30.666	81.28 (3.20)	15	AKZ250/16	32.416	81.28 (3.20)	15
		17	AKZ300/17	30.667	86.36 (3.40)	15	AKZ250/17	32.417	86.36 (3.40)	15
		18	AKZ300/18	30.668	91.44 (3.60)	15	AKZ250/18	32.418	91.44 (3.60)	15
		19	AKZ300/19	30.669	96.52 (3.80)	15	AKZ250/19	32.419	96.52 (3.80)	15
		20	AKZ300/20	30.670	101.60 (4.00)	15	AKZ250/20	32.420	101.60 (4.00)	15
21	AKZ300/21	30.671	106.68 (4.20)	10	AKZ250/21	32.421	106.68 (4.20)	10		
22	AKZ300/22	30.672	111.76 (4.40)	10	AKZ250/22	32.422	111.76 (4.40)	10		
23	AKZ300/23	30.673	116.84 (4.60)	10	AKZ250/23	32.423	116.84 (4.60)	10		
24	AKZ300/24	30.674	121.92 (4.80)	10	AKZ250/24	32.424	121.92 (4.80)	10		

Dimensions			
mm	in.	mm	in.
0.50	0.020	4.50	0.177
0.60	0.024	5.00	0.197
0.80	0.031	5.08	0.200
0.90	0.035	6.50	0.256
1.00	0.039	8.10	0.319
1.80	0.071	9.00	0.354
2.50	0.098	10.00	0.394
2.70	0.106	10.50	0.413
3.00	0.118	12.50	0.492
3.50	0.138	13.50	0.531
4.00	0.157	15.24	0.600
4.40	0.173	19.00	0.748





## AKZ350 Front Wire Entry

Pin Spacing 5.08mm (.200)  
Stripping Length 6mm (.236)  
Screw Hole Diameter 3.5mm (.138)

Wire Range	Current	Voltage
0.5-2.5mm <sup>2</sup>	16A	250V
22-12 AWG	16A	300V
28-14 AWG	16A	300V

Type	Cat. No.	Length L mm (in.)	Std. Pk.
AKZ350/2	32.052	10.16 (.40)	100
AKZ350/3	32.053	15.24 (.60)	100
AKZ350/4	32.054	20.32 (.80)	50
AKZ350/5	32.055	25.40 (1.00)	50
AKZ350/6	32.056	30.48 (1.20)	50
AKZ350/7	32.057	35.56 (1.40)	30
AKZ350/8	32.058	40.64 (1.60)	30
AKZ350/9	32.059	45.72 (1.80)	30
AKZ350/10	32.060	50.80 (2.00)	30
AKZ350/11	32.061	55.88 (2.20)	20
AKZ350/12	32.062	60.96 (2.40)	20
AKZ350/13	32.063	66.04 (2.60)	20
AKZ350/14	32.064	71.12 (2.80)	20
AKZ350/15	32.065	76.20 (3.00)	20
AKZ350/16	32.066	81.28 (3.20)	15
AKZ350/17	32.067	86.36 (3.40)	15
AKZ350/18	32.068	91.44 (3.60)	15
AKZ350/19	32.069	96.52 (3.80)	15
AKZ350/20	32.070	101.60 (4.00)	15
AKZ350/21	32.071	106.68 (4.20)	10
AKZ350/22	32.072	111.76 (4.40)	10
AKZ350/23	32.073	116.84 (4.60)	10
AKZ350/24	32.074	121.92 (4.80)	10



## AKZ351 Front Wire Entry

Pin Spacing 5.08mm (.200)  
Stripping Length 6mm (.236)  
Screw Hole Diameter 3.5mm (.138)

Wire Range	Current	Voltage
0.5-2.5mm <sup>2</sup>	16A	250V
22-12 AWG	16A	300V
28-14 AWG	16A	300V

Type	Cat. No.	Length L mm (in.)	Std. Pk.
AKZ351/2	33.052	10.16 (.40)	100
AKZ351/3	33.053	15.24 (.60)	100
AKZ351/4	33.054	20.32 (.80)	50
AKZ351/5	33.055	25.40 (1.00)	50
AKZ351/6	33.056	30.48 (1.20)	50
AKZ351/7	33.057	35.56 (1.40)	30
AKZ351/8	33.058	40.64 (1.60)	30
AKZ351/9	33.059	45.72 (1.80)	30
AKZ351/10	33.060	50.80 (2.00)	30
AKZ351/11	33.061	55.88 (2.20)	20
AKZ351/12	33.062	60.96 (2.40)	20
AKZ351/13	33.063	66.04 (2.60)	20
AKZ351/14	33.064	71.14 (2.80)	20
AKZ351/15	33.065	76.20 (3.00)	20
AKZ351/16	33.066	81.28 (3.20)	15
AKZ351/17	33.067	86.36 (3.40)	15
AKZ351/18	33.068	91.44 (3.60)	15
AKZ351/19	33.069	96.52 (3.80)	15
AKZ351/20	33.070	101.60 (4.00)	15
AKZ351/21	33.071	106.68 (4.20)	10
AKZ351/22	33.072	111.76 (4.40)	10
AKZ351/23	33.073	116.84 (4.60)	10
AKZ351/24	33.074	121.92 (4.80)	10

Test probe slot openings on back  
for access to pins



## AKZ700 Front Wire Entry

Pin Spacing 5.08mm (.200)  
Stripping Length 8mm (.315)  
Screw Hole Diameter 3mm (.118)

Wire Range	Current	Voltage
0.5-4mm <sup>2</sup>	16A	250V
22-12 AWG	15A	300V
22-12 AWG	15A	300V

Type	Cat. No.	Length L mm (in.)	Std. Pk.
AKZ700/2	30.852	10.16 (.40)	100
AKZ700/3	30.853	15.24 (.60)	100
AKZ700/4	30.854	20.32 (.80)	50
AKZ700/5	30.855	25.40 (1.00)	50
AKZ700/6	30.856	30.48 (1.20)	50
AKZ700/7	30.857	35.56 (1.40)	30
AKZ700/8	30.858	40.64 (1.60)	30
AKZ700/9	30.859	45.72 (1.80)	30
AKZ700/10	30.860	50.80 (2.00)	30
AKZ700/11	30.861	55.88 (2.20)	20
AKZ700/12	30.862	60.96 (2.40)	20
AKZ700/13	30.863	66.04 (2.60)	20
AKZ700/14	30.864	71.12 (2.80)	20
AKZ700/15	30.865	76.20 (3.00)	20
AKZ700/16	30.866	81.28 (3.20)	15
AKZ700/17	30.867	86.36 (3.40)	15
AKZ700/18	30.868	91.44 (3.60)	15
AKZ700/19	30.869	96.52 (3.80)	15
AKZ700/20	30.870	101.60 (4.00)	15
AKZ700/21	30.871	106.68 (4.20)	10
AKZ700/22	30.872	111.76 (4.40)	10
AKZ700/23	30.873	116.84 (4.60)	10
AKZ700/24	30.874	121.92 (4.80)	10



# FIXED PRINTED CIRCUIT DOUBLE AND SINGLE LEVEL US Pin Spacing<sup>a</sup> Screw-Cage Clamp

For wire-to-board connections in industrial applications and where frequent wire terminations occur.

Use Double Level where space requirements call for high density wiring.

- Multipole, Modular Design
- Housing Material: Polyamide 6.6
- Standard Color: Green

<sup>a</sup>Blocks with metric pin spacing begin on page 132.



**AKZ705**  
Top Wire Entry

Pin Spacing 5.08mm (.200)  
Stripping Length 8mm (.315)  
Screw Hole Diameter 3mm (.118)



**AKZ750**  
Front Wire Entry

Pin Spacing 5.08mm (.200)  
Stripping Length 8mm (.315)  
Screw Hole Diameter 4mm (.158)

**Ratings**

IEC/VDE  
UL (File No. E101811)  
CSA (File No. LR68503)

Wire Range	Current	Voltage
0.5-4mm <sup>2</sup>	16A	250V
22-12 AWG	15A	300V
22-12 AWG	15A	300V

Wire Range	Current	Voltage
0.5-4mm <sup>2</sup>	16A	250V
22-12 AWG	15A	300V
22-12 AWG	15A	300V

Ordering Information	No. of Poles AKZ750 AKZ850	No. of Poles AKZ705 AKZ710 AKZ800	Terminal Block, US (Inch) Pin Spacing			
			Type	Cat. No.	Length L mm (in.)	Std. Pk.
	4	2	AKZ705/2	35.152	10.16 (.40)	100
	6	3	AKZ705/3	35.153	15.24 (.60)	100
	8	4	AKZ705/4	35.154	20.32 (.80)	50
	10	5	AKZ705/5	35.155	25.40 (1.00)	50
	12	6	AKZ705/6	35.156	30.48 (1.20)	50
	14	7	AKZ705/7	35.157	35.56 (1.40)	30
	16	8	AKZ705/8	35.158	40.64 (1.60)	30
	18	9	AKZ705/9	35.159	45.72 (1.80)	30
	20	10	AKZ705/10	35.160	50.80 (2.00)	30
	22	11	AKZ705/11	35.161	55.88 (2.20)	20
	24	12	AKZ705/12	35.162	60.96 (2.40)	20
	26	13	AKZ705/13	35.163	66.04 (2.60)	20
	28	14	AKZ705/14	35.164	71.12 (2.80)	20
	30	15	AKZ705/15	35.165	76.20 (3.00)	20
	32	16	AKZ705/16	35.166	81.28 (3.20)	15
	34	17	AKZ705/17	35.167	86.36 (3.40)	15
	36	18	AKZ705/18	35.168	91.44 (3.60)	15
	38	19	AKZ705/19	35.169	96.52 (3.80)	15
	40	20	AKZ705/20	35.170	101.60 (4.00)	15
	42	21	AKZ705/21	35.171	106.68 (4.20)	10
	44	22	AKZ705/22	35.172	111.76 (4.40)	10
	46	23	AKZ705/23	35.173	116.84 (4.60)	10
	48	24	AKZ705/24	35.174	121.92 (4.80)	10
	50					

Type	Cat. No.	Length L mm (in.)	Std. Pk.
AKZ750/4	34.004	12.70 (.50)	50
AKZ750/6	34.006	17.78 (.70)	50
AKZ750/8	34.008	22.86 (.90)	25
AKZ750/10	34.010	27.94 (1.10)	25
AKZ750/12	34.012	33.02 (1.30)	25
AKZ750/14	34.014	38.10 (1.50)	15
AKZ750/16	34.016	43.18 (1.70)	15
AKZ750/18	34.018	48.26 (1.90)	15
AKZ750/20	34.020	53.34 (2.10)	15
AKZ750/22	34.022	58.42 (2.30)	10
AKZ750/24	34.024	63.50 (2.50)	10
AKZ750/26	34.026	68.58 (2.70)	10
AKZ750/28	34.028	73.66 (2.90)	10
AKZ750/30	34.030	78.74 (3.10)	10
AKZ750/32	34.032	83.82 (3.30)	10
AKZ750/34	34.034	88.90 (3.50)	10
AKZ750/36	34.036	93.98 (3.70)	10
AKZ750/38	34.038	99.06 (3.90)	10
AKZ750/40	34.040	104.14 (4.10)	5
AKZ750/42	34.042	109.22 (4.30)	5
AKZ750/44	34.044	114.30 (4.50)	5
AKZ750/46	34.046	119.38 (4.70)	5
AKZ750/48	34.048	124.46 (4.90)	5
AKZ750/50	34.050	129.54 (5.10)	5

Type	Cat. No.	Length L mm (in.)	Std. Pk.
AKZ750/4	34.004	12.70 (.50)	50
AKZ750/6	34.006	17.78 (.70)	50
AKZ750/8	34.008	22.86 (.90)	25
AKZ750/10	34.010	27.94 (1.10)	25
AKZ750/12	34.012	33.02 (1.30)	25
AKZ750/14	34.014	38.10 (1.50)	15
AKZ750/16	34.016	43.18 (1.70)	15
AKZ750/18	34.018	48.26 (1.90)	15
AKZ750/20	34.020	53.34 (2.10)	15
AKZ750/22	34.022	58.42 (2.30)	10
AKZ750/24	34.024	63.50 (2.50)	10
AKZ750/26	34.026	68.58 (2.70)	10
AKZ750/28	34.028	73.66 (2.90)	10
AKZ750/30	34.030	78.74 (3.10)	10
AKZ750/32	34.032	83.82 (3.30)	10
AKZ750/34	34.034	88.90 (3.50)	10
AKZ750/36	34.036	93.98 (3.70)	10
AKZ750/38	34.038	99.06 (3.90)	10
AKZ750/40	34.040	104.14 (4.10)	5
AKZ750/42	34.042	109.22 (4.30)	5
AKZ750/44	34.044	114.30 (4.50)	5
AKZ750/46	34.046	119.38 (4.70)	5
AKZ750/48	34.048	124.46 (4.90)	5
AKZ750/50	34.050	129.54 (5.10)	5

Dimensions			
mm	in.	mm	in.
0.60	0.024	10.16	0.400
0.90	0.035	10.50	0.413
2.50	0.098	11.10	0.437
2.70	0.106	11.50	0.453
3.40	0.134	15.00	0.591
4.00	0.157	18.00	0.709
4.40	0.173	19.00	0.748
5.00	0.197	21.50	0.846
5.08	0.200	34.00	1.339
7.62	0.300		







## AKZ710 Front Wire Entry

Pin Spacing 7.62mm (.300)  
Stripping Length 8mm (.315)  
Screw Hole Diameter 3.5mm (.138)

Wire Range	Current	Voltage
0.5-4mm <sup>2</sup>	16A	500V
22-12 AWG	15A	300V
22-12AWG	15A	300V

Type	Cat. No.	Length L mm (in.)	Std. Pk.
AKZ710/2	31.702	15.24 (.60)	100
AKZ710/3	31.703	22.86 (.90)	100
AKZ710/4	31.704	30.48 (1.20)	50
AKZ710/5	31.705	38.10 (1.50)	50
AKZ710/6	31.706	45.72 (1.80)	50
AKZ710/7	31.707	53.34 (2.10)	30
AKZ710/8	31.708	60.96 (2.40)	30
AKZ710/9	31.709	68.58 (2.70)	30
AKZ710/10	31.710	76.20 (3.00)	30
AKZ710/11	31.711	83.82 (3.30)	20
AKZ710/12	31.712	91.44 (3.60)	20
AKZ710/13	31.713	99.06 (3.90)	20
AKZ710/14	31.714	106.68 (4.20)	20
AKZ710/15	31.715	114.30 (4.50)	20



## AKZ800 Front Wire Entry

Pin Spacing 10.16mm (.400)  
Stripping Length 8mm (.315)  
Screw Hole Diameter 3.5mm (.138)

Wire Range	Current	Voltage
0.5-4mm <sup>2</sup>	16A	630V
22-12 AWG	15A	300V
22-12 AWG	15A	300V

Type	Cat. No.	Length L mm (in.)	Std. Pk.
AKZ800/2	39.152	15.24 (.60)	100
AKZ800/3	39.153	25.40 (1.00)	50
AKZ800/4	39.154	35.56 (1.40)	30
AKZ800/5	39.155	45.72 (1.80)	30
AKZ800/6	39.156	55.88 (2.20)	20
AKZ800/7	39.157	66.04 (2.60)	20
AKZ800/8	39.158	76.20 (3.00)	20
AKZ800/9	39.159	86.36 (3.40)	15
AKZ800/10	39.160	96.52 (3.80)	15
AKZ800/11	39.161	106.68 (4.20)	10
AKZ800/12	39.162	116.84 (4.60)	10



Wire Range	Current	Voltage
0.5-4mm <sup>2</sup>	16A	630V
22-12 AWG	15A	300V
22-12 AWG	15A	300V

Type	Cat. No.	Length L mm (in.)	Std. Pk.
AKZ850/4	34.754	17.78 (.70)	50
AKZ850/6	34.756	27.94 (1.10)	25
AKZ850/8	34.758	38.10 (1.50)	15
AKZ850/10	34.760	48.26 (1.90)	15
AKZ850/12	34.762	58.42 (2.30)	10
AKZ850/14	34.764	68.58 (2.70)	10
AKZ850/16	34.766	78.74 (3.10)	10
AKZ850/18	34.768	88.90 (3.50)	10
AKZ850/20	34.770	99.06 (3.90)	10
AKZ850/22	34.772	109.22 (4.30)	10
AKZ850/24	34.774	119.38 (4.70)	10

# FIXED PRINTED CIRCUIT HIGH CURRENT US Pin Spacing<sup>a</sup> Screw Cage Clamp

For wire to board connections in AC power applications where a high current connection (up to 30 Amps) is required and where frequent terminations occur. Popular 1/4" and 3/8" pin spacings provide replacements for outdated PC board barrier strips.

- Multipole, Modular Design
- Housing Material: Polyamide 6.6
- Standard Color: Green



**AKZ840**  
Front Wire Entry



**AKZ841**  
Front Wire Entry

<sup>a</sup>Blocks with metric pin spacing begin on page 132.

Pin Spacing 6.35mm (.250)  
Stripping Length 8mm (.315)  
Screw Hole Diameter 5.5mm (.217)

Pin Spacing 9.52mm (.375)  
Stripping Length 8mm (.315)  
Screw Hole Diameter 5.5mm (.217)

Ratings IEC/VDE	Wire Range	Current	Voltage	Wire Range	Current	Voltage
	0.5-4mm <sup>2</sup>	32A	500V	0.5-4mm <sup>2</sup>	32A	630V
	28-10 AWG	30A	300V	28-10 AWG	30A	300V
	22-10 AWG	30A	300V	22-10 AWG	30A	300V

Ordering Information	No. of Poles	Type	Cat. No.	Length L mm (in.)	Std. Pk.	Type	Cat. No.	Length L mm (in.)	Std. Pk.
Terminal Block, US (Inch) Pin Spacing	2	AKZ840/2	35.302	12.70 (.50)	100	AKZ841/2	35.352	19.00 (.75)	100
	3	AKZ840/3	35.303	19.00 (.75)	100	AKZ841/3	35.353	28.45 (1.12)	100
	4	AKZ840/4	35.304	25.40 (1.00)	50	AKZ841/4	35.354	38.00 (1.50)	25
	5	AKZ840/5	35.305	31.70 (1.25)	50	AKZ841/5	35.355	47.45 (1.87)	25
	6	AKZ840/6	35.306	38.00 (1.50)	50	AKZ841/6	35.356	56.90 (2.24)	25
	7	AKZ840/7	35.307	44.40 (1.75)	30	AKZ841/7	35.357	66.45 (2.61)	15
	8	AKZ840/8	35.308	50.70 (2.00)	30	AKZ841/8	35.358	75.90 (2.99)	15
	9	AKZ840/9	35.309	57.00 (2.25)	30	AKZ841/9	35.359	85.35 (3.36)	15
	10	AKZ840/10	35.310	63.40 (2.50)	30	AKZ841/10	35.360	94.90 (3.74)	15
	11	AKZ840/11	35.311	69.70 (2.75)	20	AKZ841/11	35.361	104.35 (4.11)	10
	12	AKZ840/12	35.312	76.00 (3.00)	20	AKZ841/12	35.362	113.80 (4.48)	10
	13	AKZ840/13	35.313	82.40 (3.25)	20	AKZ841/13	35.363	123.35 (4.86)	10
	14	AKZ840/14	35.314	88.70 (3.50)	20	AKZ841/14	35.364	132.80 (5.23)	10
	15	AKZ840/15	35.315	95.00 (3.75)	20	AKZ841/15	35.365	142.25 (5.60)	10
	16	AKZ840/16	35.316	101.40 (4.00)	20	AKZ841/16	35.366	151.80 (5.98)	10



Dimensions			
mm	in.	mm	in.
0.60	.024	6.35	.25
0.80	.031	8.00	.314
0.95	.037	9.52	.374
3.50	.138	12.50	.492
5.00	.196	22.30	.877
5.30	.208	23.5	.925

## FIXED PRINTED CIRCUIT US Pin Spacing<sup>a</sup> Dual Pin Screwless Spring Clamp

Choose from 3 methods of clamp actuation:

Type AK(Z)3000 - Insert a small screwdriver with a tip width up to 3mm (approx. 1/8") into slot in housing and push to open clamp.

Type AK(Z)3001KD - Push on grooved lever with screwdriver to open clamp.

Type AK(Z)3001FD - Simply push flat lever with finger to open clamp.


- Interlocking Sectional Design
- Stainless Steel Spring
- Front to Rear Pin Spacing, 5mm (.197 in.)
- Multipole Assemblies Supplied with End Plate Installed.
- Housing Material: Polyamide 6.6
- Standard Color: Light Gray

<sup>a</sup>Blocks with metric pin spacing begin on page 132.




**AK(Z)3000**  
45° Wire Entry  
Without Lever

Pin Spacing 5.08mm (.200)<sup>d</sup>  
Stripping Length 6mm (.236)



**AK(Z)3001KD**  
45° Wire Entry  
With Grooved Push Lever



**AK(Z)3001FD**  
45° Wire Entry  
With Flat Push Lever

Pin Spacing 5.08mm (.200)<sup>e</sup>  
Stripping Length 6mm (.236)

Ratings IEC/VDE 	AK(Z)3000			AK(Z)3001KD			AK(Z)3001FD		
	Wire Range	Current	Voltage	Wire Range	Current	Voltage	Wire Range	Current	Voltage
	0.5-2.5mm <sup>2</sup>	10A	250V	0.5-2.5mm <sup>2</sup>	10A	250V	0.5-2.5mm <sup>2</sup>	10A	250V
	28-14 AWG	15A	300V	28-14 AWG	15A	300V	28-14 AWG	15A	300V
	28-14 AWG	15A	300V	28-14 AWG	15A	300V	28-14 AWG	15A	300V
Ordering Information	No. of Poles <sup>c</sup>	Type	Cat. No.	Length L mm (in.)	Std. Pk.	Type	Cat. No.	Length L mm (in.)	Std. Pk.
<b>Terminal Block, US (Inch) Pin Spacing</b>		<b>With Grooved Push Lever</b>			<b>With Flat Push Lever</b>				
2 through 12 pole assemblies include one end plate	1 <sup>b</sup>	AK(Z)3000/1	32.101	7.20 (.28)	200 <sup>b</sup>	AK(Z)3001KD/1	32.201	7.90 (.31)	200 <sup>b</sup>
	2	AK(Z)3000/2	32.102	12.20 (.48)	100	AK(Z)3001KD/2	32.202	12.90 (.50)	100
	3	AK(Z)3000/3	32.103	17.20 (.67)	100	AK(Z)3000KD/3	32.203	17.90 (.70)	100
	4	AK(Z)3000/4	32.104	22.20 (.87)	50	AK(Z)3001KD/4	32.204	22.90 (.90)	50
	5	AK(Z)3000/5	32.105	27.20 (1.07)	50	AK(Z)3001KD/5	32.205	27.90 (1.10)	50
	6	AK(Z)3000/6	32.106	32.20 (1.28)	50	AK(Z)3001KD/6	32.206	32.90 (1.30)	50
	7	AK(Z)3000/7	32.107	37.20 (1.46)	30	AK(Z)3001KD/7	32.207	37.90 (1.49)	30
	8	AK(Z)3000/8	32.108	42.20 (1.66)	30	AK(Z)3001KD/8	32.208	42.90 (1.69)	30
	9	AK(Z)3000/9	32.109	47.20 (1.85)	30	AK(Z)3001KD/9	32.209	47.90 (1.89)	30
	10	AK(Z)3000/10	32.110	52.20 (2.25)	30	AK(Z)3001KD/10	32.210	52.90 (2.08)	30
	11	AK(Z)3000/11	32.111	57.20 (2.25)	20	AK(Z)3001KD/11	32.211	57.90 (2.28)	20
	12	AK(Z)3000/12	32.112	62.20 (2.44)	20	AK(Z)3001KD/12	32.212	62.90 (2.44)	20
<b>Terminal Block, US (Inch) Pin Spacing</b>	1 <sup>b</sup>								
2 through 12 pole assemblies include one end plate	2					AK(Z)3001FD/1	32.301	7.90 (.31)	200 <sup>b</sup>
	3					AK(Z)3001FD/2	32.302	12.90 (.50)	100
	4					AK(Z)3001FD/3	32.303	17.90 (.70)	100
	5					AK(Z)3001FD/4	32.304	22.90 (.90)	50
	6					AK(Z)3001FD/5	32.305	27.90 (1.10)	50
	7					AK(Z)3001FD/6	32.306	32.90 (1.30)	50
	8					AK(Z)3001FD/7	32.307	37.90 (1.49)	30
	9					AK(Z)3001FD/8	32.308	42.90 (1.69)	30
	10					AK(Z)3001FD/9	32.309	47.90 (1.89)	30
	11					AK(Z)3001FD/10	32.310	52.90 (2.08)	30
	12					AK(Z)3001FD/11	32.311	57.90 (2.28)	20
						AK(Z)3001FD/12	32.312	62.90 (2.44)	20
<b>End Plate</b>		AP3000	32.100		50	AP3001	32.200		50

Dimensions			
mm	in.	mm	in.
0.70	0.028	5.80	0.228
2.70	0.106	9.40	0.370
3.65	0.144	12.90	0.508
4.00	0.157	14.20	0.559
4.70	0.185		
5.00	0.197		



<sup>d</sup>5mm (.197") nominal pin spacing is adjustable to 5.08mm (.200")



<sup>e</sup>5mm (.197") nominal pin spacing is adjustable to 5.08mm (.200")

<sup>b</sup> Supplied as 50 pole break apart assemblies, includes one end plate. Order additional end plates separately  
<sup>c</sup> Up to 50 poles available, please consult Altech



# PLUGGABLE PRINTED CIRCUIT US Pin Spacing<sup>a</sup> Tubular Screw Clamp Plug

For plug-in applications where infrequent wire-to-board connections are made and a very cost effective pluggable terminal block is needed.

Multipole assemblies are offered in modular interlocking or single mold construction up to 6 poles. While modular construction reduces and simplifies inventory, the single mold design provides maximum strength.

- Modular or Single Mold Design
- Wire Protector Standard
- Housing Material: Polyamide 6.6
- Standard Color: Gray

<sup>a</sup>Blocks with metric pin spacing begin on page 132.



## AK(Z)130 Modular Plug

Pole Spacing 5mm (.197)<sup>b</sup>  
Stripping Length 6mm (.236)  
Screw Hole Diameter 3.5mm (.138)

Use with STL(Z)130, STZ(Z)132, STL(Z)140 Headers



## AK(Z)132 Single Mold Plug

Pole Spacing 5mm (.197)<sup>d</sup>  
Stripping Length 6mm (.236)  
Screw Hole Diameter 3.5mm (.138)

Use with STL(Z)130, STZ(Z)132, STL(Z)140 Headers

### Ratings

IEC/VDE

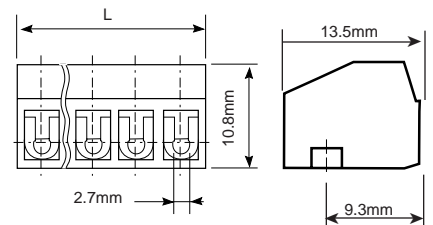
(File No. E101811)

(File No. LR68503)

Wire Range	Current	Voltage
0.5-1.5mm <sup>2</sup>	10A	250V
22-14 AWG	10A	300V
22-14 AWG	10A	300V

Wire Range	Current	Voltage
0.5-1.5mm <sup>2</sup>	10A	250V
22-14 AWG	10A	300V
22-14 AWG	10A	300V

Ordering Information	No. of Poles	AK(Z)130				AK(Z)132			
		Type	Cat. No.	Length L mm (in.)	Std. Pk.	Type	Cat. No.	Length L mm (in.)	Std. Pk.
Plug, US (Inch) Pole Spacing	2	AK(Z)130/2wp	<b>30.302</b>	10.00 ( .39)	100	AK(Z)132/2wp	<b>30.322</b>	10.00 ( .39)	100
	3	AK(Z)130/3wp	<b>30.303</b>	15.00 ( .59)	100	AK(Z)132/3wp	<b>30.323</b>	15.00 ( .59)	100
	4	AK(Z)130/4wp	<b>30.304</b>	20.00 ( .79)	50	AK(Z)132/4wp	<b>30.324</b>	20.00 ( .79)	50
	5	AK(Z)130/5wp	<b>30.305</b>	25.00 ( .99)	50	AK(Z)132/5wp	<b>30.325</b>	25.00 ( .99)	50
	6	AK(Z)130/6wp	<b>30.306</b>	30.00 ( 1.18)	50	AK(Z)132/6wp	<b>30.326</b>	30.00 ( 1.18)	50



Dimensions			
mm	in.	mm	in.
0.70	0.028	10.80	0.425
2.70	0.106	13.50	0.531
9.30	0.366		



<sup>b</sup>Appropriate for use in US (inch) pin spacings up to the number of poles shown.

<sup>d</sup>Appropriate for use in US (inch) pin spacings up to the number of poles shown.

## PLUGGABLE PRINTED CIRCUIT US Pin Spacing<sup>a</sup> Pin Headers

STL(Z)130, STL(Z)132 Straight and STL(Z)140 Right Angle Pin Headers are used with the highly cost effective Tubular Screw Clamp Plugs, Type AK(Z)130 and AK(Z)132, in lighter duty applications where infrequent wire to board connections must be made. Type STL(Z)132 features a reduced pin diameter of 1.0mm (.0394") on the soldering side.

Open Pin Headers are supplied in strips up to 6 poles. The Pin Header strip features breakaway construction that eliminates cutting or sawing.

- Straight and Right Angle
- Strip Material: Polyamide 6.6
- Standard Color: Gray

<sup>a</sup>Blocks with metric pin spacing begin on page 132.



**STL(Z)130**  
Straight Pin Header



**STL(Z)140**  
Right Angle Pin Header<sup>b</sup>

Pin Spacing 5mm (.197)<sup>c</sup>

Use with AK(Z)130, AK(Z)132 Plugs<sup>b</sup>

Smaller pin diameter for 1.0mm (.0394") through-holes



**STL(Z)132**  
Straight Pin Header

Pin Spacing 5mm (.197)<sup>d</sup>

Use with AK(Z)130, AK(Z)132 Plugs

**Ratings**  
IEC/VDE  
UL (File No. E101811)  
CSA (File No. LR68503)

Current	Voltage
10A	250V
10A <sup>e</sup>	300V <sup>e</sup>
10A <sup>e</sup>	300V <sup>e</sup>

Current	Voltage
10A	250V
10A <sup>e</sup>	300V <sup>e</sup>
10A <sup>e</sup>	300V <sup>e</sup>

Ordering Information	No. of Poles	Type	Cat. No.	Length L mm (in.)	Std. Pk.	Type	Cat. No.	Length L mm (in.)	Std. Pk.
Straight Pin Header, US (Inch) Pin Spacing	2	STL(Z)130/2	30.352	10.00 (.39)	100	STL(Z)132/2	32.502	10.00 (.39)	100
	3	STL(Z)130/3	30.353	15.00 (.59)	100	STL(Z)132/3	32.503	15.00 (.59)	100
	4	STL(Z)130/4	30.354	20.00 (.79)	50	STL(Z)132/4	32.504	20.00 (.79)	50
	5	STL(Z)130/5	30.355	25.00 (.99)	50	STL(Z)132/5	32.505	25.00 (.99)	50
	6	STL(Z)130/6	30.356	30.00 (1.18)	50	STL(Z)132/6	32.506	30.00 (1.18)	50
Right Angle Pin Header, US (Inch) Pin Spacing	2	STL(Z)140/2	30.472	10.00 (.39)	100				
	3	STL(Z)140/3	30.473	15.00 (.59)	100				
	4	STL(Z)140/4	30.474	20.00 (.79)	50				
	5	STL(Z)140/5	30.475	25.00 (.99)	50				
	6	STL(Z)140/6	30.476	30.00 (1.18)	50				

Dimensions			
mm	in.	mm	in.
1.00	0.039	5.50	0.217
1.30	0.051	6.00	0.236
2.00	0.079	11.80	0.465
2.80	0.110	12.50	0.492
3.50	0.138		



<sup>b</sup>To insure proper pin positioning, install header into AK(Z)130 or AK(Z)132 Plug before soldering into board.

<sup>c</sup>Appropriate for use in US (inch) pin spacings up to the number of poles shown providing minimum PC Board Hole Size is 1.5mm(.059 in.)

<sup>d</sup>Appropriate for use in US (inch) pin spacings up to the number of poles shown providing minimum PC Board Hole Size is 1.5mm(.059 in.)

<sup>e</sup>Pending, STL(Z)140 and STL(Z)132

# MINI PLUGGABLE PRINTED CIRCUIT US Pin Spacing<sup>a</sup> Screw-Cage Clamp Plug and Headers

For use in industrial plug-in applications where space is limited.

Horizontal and vertical headers offer different wire entry options and enhance plug accessibility. Closed end designs help prevent misplugging.

- Multipole, Single Mold Design
- Optional Keying Prevents Misplugging<sup>b</sup>
- Housing Material: Polyamide 6.6
- Standard Color: Green

<sup>a</sup>Blocks with metric pin spacing begin on page 132.



## Ordering Information

No. of Poles

### Plugs, Horizontal Headers US (inch) Spacing

2  
3  
4  
5  
6  
7

Type	Cat. No.	Length L mm (in.)	Std. Pk.
AKZ1550/2	36.302	8.41 (.33)	100
AKZ1550/3	36.303	12.22 (.48)	100
AKZ1550/4	36.304	16.03 (.63)	50
AKZ1550/5	36.305	19.84 (.78)	50
AKZ1550/6	36.306	23.65 (.93)	50
AKZ1550/7	36.307	27.46 (1.08)	30
AKZ1550/8	36.308	31.27 (1.23)	30
AKZ1550/9	36.309	35.08 (1.38)	30
AKZ1550/10	36.310	38.89 (1.53)	30
AKZ1550/11	36.311	42.70 (1.68)	20
AKZ1550/12	36.312	46.51 (1.83)	20
AKZ1550/13	36.313	50.32 (1.98)	20
AKZ1550/14	36.314	54.13 (2.13)	20
AKZ1550/15	36.315	57.94 (2.28)	20
AKZ1550/16	36.316	61.75 (2.43)	15

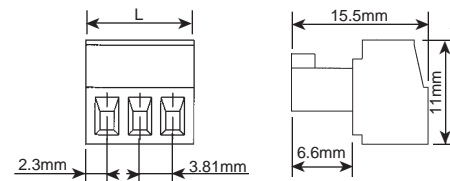
### Vertical Headers US (inch) Spacing

2  
3  
4  
5  
6  
7  
8  
9  
10  
11  
12  
13  
14  
15  
16

Type	Cat. No.	Length L mm (in.)	Std. Pk.
STLZ1550/2-w	36.402	9.01 (.35)	100
STLZ1550/3-w	36.403	12.82 (.50)	100
STLZ1550/4-w	36.404	16.63 (.65)	50
STLZ1550/5-w	36.405	20.44 (.80)	50
STLZ1550/6-w	36.406	24.25 (.95)	50
STLZ1550/7-w	36.407	28.06 (1.10)	30
STLZ1550/8-w	36.408	31.87 (1.25)	30
STLZ1550/9-w	36.409	35.68 (1.40)	30
STLZ1550/10-w	36.410	39.49 (1.55)	30
STLZ1550/11-w	36.411	43.30 (1.70)	20
STLZ1550/12-w	36.412	47.11 (1.85)	20
STLZ1550/13-w	36.413	50.92 (2.00)	20
STLZ1550/14-w	36.414	54.73 (2.15)	20
STLZ1550/15-w	36.415	58.54 (2.30)	20
STLZ1550/16-w	36.416	62.35 (2.45)	15
STLZ1555/2-w	36.452	9.01 (.35)	100
STLZ1555/3-w	36.453	12.82 (.50)	100
STLZ1555/4-w	36.454	16.63 (.65)	50
STLZ1555/5-w	36.455	20.44 (.80)	50
STLZ1555/6-w	36.456	24.25 (.95)	50
STLZ1555/7-w	36.457	28.06 (1.10)	30
STLZ1555/8-w	36.458	31.87 (1.25)	30
STLZ1555/9-w	36.459	35.68 (1.40)	30
STLZ1555/10-w	36.460	39.49 (1.55)	30
STLZ1555/11-w	36.461	43.30 (1.70)	20
STLZ1555/12-w	36.462	47.11 (1.85)	20
STLZ1555/13-w	36.463	50.92 (2.00)	20
STLZ1555/14-w	36.464	54.73 (2.15)	20
STLZ1555/15-w	36.465	58.54 (2.30)	20
STLZ1555/16-w	36.466	62.35 (2.45)	15

Dimensions			
mm	in.	mm	in.
0.80	0.031	3.81	0.150
1.20	0.047	6.60	0.260
2.30	0.091	6.90	0.272
2.60	0.102	9.20	0.362
2.90	0.114	11.10	0.437
3.40	0.134	15.50	0.610
3.50	0.138		

<sup>b</sup>For Keying, please consult Altech



## STLZ1550-W Horizontal - Closed End



## STLZ1555-W Vertical - Closed End

Pin Spacing 3.81mm (.150)

Use with AKZ1550 Plug

Current	Voltage
8A	125V
8A	300V
8A	300V

Pole Spacing 3.81mm (.150)  
Stripping Length 7mm (.276)  
Screw Hole Diameter 2.5mm (.098)

Use with STLZ1550 or STLZ1555 Headers

Wire Range	Current	Voltage
0.4-1.5mm <sup>2</sup>	8A	125V
28-16 AWG	8A	300V
28-16 AWG	8A	300V

## STANDARD PLUGGABLE PRINTED CIRCUIT US Pin Spacing<sup>a</sup> Screw-Cage Clamp Plug

For standard industrial plug-in applications where multiple wire-to-board connections must be made quickly and simultaneously.

Reduce wiring mistakes, downtime and facilitate troubleshooting. Simply unplug defective board and plug in a new one.

Horizontal and Vertical, 45° and Double Level Headers are available. Headers are available in open and closed end designs. Refer to page 126 to 129.

- Multipole, Single Mold Construction
- Industry Standard Compatible
- Locking Tabs Prevent Unplugging
- Optional Keying Prevents Misplugging<sup>b</sup>
- Housing Material: Polyamide 6.6
- Standard Color: Green

<sup>a</sup>Blocks with metric pin spacing begin on page 132.

### Ratings

IEC/VDE

 (File No. E101811)

 (File No. LR68503)



## AKZ950

Wire Entry in Same Direction as Plug-In

Pole Spacing 5.08mm (.200)  
Stripping Length 7mm (.276)  
Screw Hole Diameter 3.5mm (.138)

Use with STLZ950, STLZ955, STLZ970,  
STLZ975, STLZ11, STLZ990 Headers

Wire Range	Current	Voltage
0.5-2.5mm <sup>2</sup>	12A	250V
22-12 AWG	15A	300V
22-14 AWG	15A	300V

Ordering Information	No. of Poles	Type	Cat. No.	Length L mm (in.)	Std. Pk.
Plug, US (Inch) Pole Spacing	2	AKZ950/2	37.002	10.16 ( .40)	100
	3	AKZ950/3	37.003	15.24 ( .60)	100
	4	AKZ950/4	37.004	20.32 ( .80)	50
	5	AKZ950/5	37.005	25.40 (1.00)	50
	6	AKZ950/6	37.006	30.48 (1.20)	50
	7	AKZ950/7	37.007	35.56 (1.40)	30
	8	AKZ950/8	37.008	40.64 (1.60)	30
	9	AKZ950/9	37.009	45.72 (1.80)	30
	10	AKZ950/10	37.010	50.80 (2.00)	30
	11	AKZ950/11	37.011	55.88 (2.20)	20
	12	AKZ950/12	37.012	60.98 (2.40)	20
	13	AKZ950/13	37.013	66.04 (2.60)	20
	14	AKZ950/14	37.014	71.14 (2.80)	20
	15	AKZ950/15	37.015	76.20 (3.00)	20
	16	AKZ950/16	37.016	81.28 (3.20)	15
	17	AKZ950/17	37.017	86.36 (3.40)	15
	18	AKZ950/18	37.018	91.44 (3.60)	15
	19	AKZ950/19	37.019	96.52 (3.80)	15
	20	AKZ950/20	37.020	101.60 (4.00)	15
	21	AKZ950/21	37.021	106.66 (4.20)	10
	22	AKZ950/22	37.022	111.76 (4.40)	10
	23	AKZ950/23	37.023	116.64 (4.60)	10
	24	AKZ950/24	37.024	121.92 (4.80)	10

Dimensions			
mm	in.	mm	in.
2.70	0.106	9.00	0.354
3.10	0.039	15.00	0.600
5.08	0.200	17.30	0.039



<sup>b</sup>For Keying, refer to Accessories on Page146

# STANDARD PLUGGABLE PRINTED CIRCUIT US Pin Spacing<sup>a</sup> Screw-Cage Clamp Plug

For standard industrial plug-in applications where multiple wire-to-board connections must be made quickly and simultaneously.

Two wire entry options increase plug accessibility. The shape of the plug facilitates plug-in and removal.

- Multipole, Single Mold Construction
- Industry Standard Compatible
- Locking Tab Prevents Unplugging
- Optional Keying Prevents Misplugging<sup>b</sup>
- Housing Material: Polyamide 6.6
- Standard Color: Green<sup>c</sup>

<sup>a</sup>Blocks with metric pin spacing begin on page 132.

**Ratings**  
IEC/VDE  
UL (File No. E151279)  
CSA (File No. LR103097-1)

Ordering Information	No. of Poles
<b>Plug, US (inch) Pole Spacing</b>	<b>2</b>
	<b>3</b>
	<b>4</b>
	<b>5</b>
	<b>6</b>
	<b>7</b>
	<b>8</b>
	<b>9</b>
	<b>10</b>
	<b>11</b>
	<b>12</b>
	<b>13</b>
	<b>14</b>
	<b>15</b>
	<b>16</b>



**BU02**

**Wire Entry Perpendicular to Plug-In  
(On Locking Tab Side)**

Pole Spacing 5.08mm (.200)  
Stripping Length 8mm (.315)  
Screw Hole Diameter 3.5mm (.138)

Use with STLZ950, STLZ955, STLZ11,  
STLZ990 Headers

Wire Range	Current	Voltage
0.5-2.5mm <sup>2</sup>	12A	250V
22-10 AWG	15A	300V
22-10 AWG <sup>a</sup>	15A <sup>a</sup>	300V

Type	Cat. No.	Length L mm (in.)	Std. Pk.
BU02/2	<b>36.002</b>	10.16 ( .40)	100
BU02/3	<b>36.003</b>	15.24 ( .60)	100
BU02/4	<b>36.004</b>	20.32 ( .80)	50
BU02/5	<b>36.005</b>	25.40 (1.00)	50
BU02/6	<b>36.006</b>	30.48 (1.20)	50
BU02/7	<b>36.007</b>	35.56 (1.40)	30
BU02/8	<b>36.008</b>	40.64 (1.60)	30
BU02/9	<b>36.009</b>	45.72 (1.80)	30
BU02/10	<b>36.010</b>	50.80 (2.00)	20
BU02/11	<b>36.011</b>	55.88 (2.20)	20
BU02/12	<b>36.012</b>	60.96 (2.40)	20
BU02/13	<b>36.013</b>	66.04 (2.60)	20
BU02/14	<b>36.014</b>	71.12 (2.80)	20
BU02/15	<b>36.015</b>	76.20 (3.00)	20
BU02/16	<b>36.016</b>	81.28 (3.20)	15



**BU04**

**Wire Entry Perpendicular to Plug-In  
(On Scalloped Side)**

Pole Spacing 5.08mm (.200)  
Stripping Length 8mm (.315)  
Screw Hole Diameter 3.5mm (.138)

Use with STLZ950, STLZ955, STLZ11,  
STLZ990 Headers

Wire Range	Current	Voltage
0.5-2.5mm <sup>2</sup>	12A	250V
22-10 AWG	15A	300V
22-10 AWG <sup>b</sup>	15A <sup>b</sup>	300V

Type	Cat. No.	Length L mm (in.)	Std. Pk.
BU04/2	<b>36.052</b>	10.16 ( .40)	100
BU04/3	<b>36.053</b>	15.24 ( .60)	100
BU04/4	<b>36.054</b>	20.32 ( .80)	50
BU04/5	<b>36.055</b>	25.40 (1.00)	50
BU04/6	<b>36.056</b>	30.48 (1.20)	50
BU04/7	<b>36.057</b>	35.56 (1.40)	30
BU04/8	<b>36.058</b>	40.64 (1.60)	30
BU04/9	<b>36.059</b>	45.72 (1.80)	30
BU04/10	<b>36.060</b>	50.80 (2.00)	20
BU04/11	<b>36.061</b>	55.88 (2.20)	20
BU04/12	<b>36.062</b>	60.96 (2.40)	20
BU04/13	<b>36.063</b>	66.04 (2.60)	20
BU04/14	<b>36.064</b>	71.12 (2.80)	20
BU04/15	<b>36.065</b>	76.20 (3.00)	20
BU04/16	<b>36.066</b>	81.28 (3.20)	15

Dimensions			
mm	in.	mm	in.
2.54	0.100	12.50	0.492
5.08	0.200	26.50	1.043
8.30	0.327		



<sup>a</sup>Pending



<sup>b</sup>Pending



## STANDARD PLUGGABLE PRINTED CIRCUIT US Pin Spacing<sup>a</sup> Screw-Cam Clamp Plug

For standard industrial plug-in applications where multiple wire-to-board connections must be made quickly and simultaneously.

Ideal for limited access application, wire entry and screws on the same side.

- Multipole, Single Mold Construction
- Industry Standard Compatible
- Optional Keying Prevents Misplugging
- Housing Material: Polyamide 6.6
- Standard Color: Green



### AKZ1200

**Wire Entry and Screws on Same Side  
and in Same Direction as Plug-In**


Pole Spacing 5.08mm (.200)  
Stripping Length 7mm (.276)  
Screw Hole Diameter 3mm (.118)


Use with STLZ950, STLZ955, STLZ990,  
STLZ11, STLZ970, STLZ975 Headers

<sup>a</sup>Blocks with metric pin spacing begin on page 132.

#### Ratings

IEC/VDE

 (File No. E101811)

 (File No. LR68503)

Wire Range	Current	Voltage
0.5-2.5mm <sup>2</sup>	12A	250V
22-12 AWG	15A	300V
22-14 AWG	15A	300V

#### Ordering Information

No. of  
Poles

Type      Cat. No.      Length L  
mm (in.)      Std. Pk.

#### Pin Header, US (Inch) Pole Spacing

2	AKZ1200/2	36.102	10.16 ( .40)	100
3	AKZ1200/3	36.103	15.24 ( .60)	100
4	AKZ1200/4	36.104	20.32 ( .80)	50
5	AKZ1200/5	36.105	25.40 (1.00)	50
6	AKZ1200/6	36.106	30.48 (1.20)	50
7	AKZ1200/7	36.107	35.56 (1.40)	30
8	AKZ1200/8	36.108	40.64 (1.60)	30
9	AKZ1200/9	36.109	45.72 (1.80)	30
10	AKZ1200/10	36.110	50.80 (2.00)	20
11	AKZ1200/11	36.111	55.88 (2.20)	20
12	AKZ1200/12	36.112	60.98 (2.40)	20
13	AKZ1200/13	36.113	66.04 (2.60)	20
14	AKZ1200/14	36.114	71.14 (2.80)	20
15	AKZ1200/15	36.115	76.20 (3.00)	20
16	AKZ1200/16	36.116	81.28 (3.20)	15
17	AKZ1200/17	36.117	86.36 (3.40)	15
18	AKZ1200/18	36.118	91.44 (3.60)	15
19	AKZ1200/19	36.119	96.52 (3.80)	15
20	AKZ1200/20	36.120	101.60 (4.00)	15
21	AKZ1200/21	36.121	106.66 (4.20)	10
22	AKZ1200/22	36.122	111.76 (4.40)	10
23	AKZ1200/23	36.123	116.84 (4.60)	10
24	AKZ1200/24	36.124	121.92 (4.80)	10

mm

in.

#### Dimensions

mm

in.

2.70      0.106  
5.08      0.200  
8.30      0.327

15.00      0.591  
27.50      1.083



# STANDARD PLUGGABLE PRINTED CIRCUIT US Pin Spacing<sup>a</sup> Headers

Horizontal or vertical headers offer different wire entry options and enhance plug accessibility. Closed end headers help prevent misplugging.

- Multipole, Single Mold Construction
- Industry Standard Compatible
- Horizontal and Vertical
- Open and Closed Ends
- Housing Material: Polyamide 6.6
- Standard Color: Green<sup>b</sup>

<sup>a</sup>Blocks with metric pin spacing begin on page 132.

<b>Ratings</b>
IEC/VDE
(File No. E101811)
(File No. LR68503)

Ordering Information	No. of Poles
Header, US (Inch) Pin Spacing	2
	3
	4
	5
	6
	7
	8
	9
	10
	11
	12
	13
	14
	15
	16
	17
	18
	19
	20
	21
	22
	23
	24



## STLZ950-W Horizontal - Closed Ends

Pin Spacing 5.08mm (.200)

Use with AKZ950, BU02, BU04, AKZ1200 Plugs

Type	Cat. No.	Length L mm (in.)	Current		Voltage	
			Std. Pk.	12A	15A	250V
STLZ950/2-w	<b>37.102</b>	11.36 ( .45)	100	12A	15A	250V
STLZ950/3-w	<b>37.103</b>	16.44 ( .65)	100	15A	15A	300V
STLZ950/4-w	<b>37.104</b>	21.52 ( .85)	50	15A	15A	300V
STLZ950/5-w	<b>37.105</b>	26.60 (1.05)	50			
STLZ950/6-w	<b>37.106</b>	31.68 (1.25)	50			
STLZ950/7-w	<b>37.107</b>	36.76 (1.45)	30			
STLZ950/8-w	<b>37.108</b>	41.84 (1.65)	30			
STLZ950/9-w	<b>37.109</b>	46.92 (1.85)	30			
STLZ950/10-w	<b>37.110</b>	52.00 (2.05)	30			
STLZ950/11-w	<b>37.111</b>	57.08 (2.25)	20			
STLZ950/12-w	<b>37.112</b>	62.16 (2.45)	20			
STLZ950/13-w	<b>37.113</b>	67.24 (2.65)	20			
STLZ950/14-w	<b>37.114</b>	72.32 (2.85)	20			
STLZ950/15-w	<b>37.115</b>	77.40 (3.05)	20			
STLZ950/16-w	<b>37.116</b>	82.48 (3.25)	15			
STLZ950/17-w	<b>37.117</b>	87.56 (3.45)	15			
STLZ950/18-w	<b>37.118</b>	92.64 (3.65)	15			
STLZ950/19-w	<b>37.119</b>	97.72 (3.85)	15			
STLZ950/20-w	<b>37.120</b>	102.80 (4.05)	15			
STLZ950/21-w	<b>37.121</b>	107.88 (4.25)	10			
STLZ950/22-w	<b>37.122</b>	112.96 (4.45)	10			
STLZ950/23-w	<b>37.123</b>	118.04 (4.65)	10			
STLZ950/24-w	<b>37.124</b>	123.13 (4.85)	10			



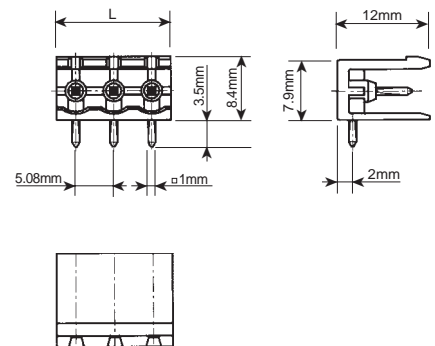
## STLZ950-O Horizontal - Open Ends

Pin Spacing 5.08mm (.200)

Use with AKZ950, BU02, BU04, AKZ1200 Plugs

Type	Cat. No.	Length L mm (in.)	Current		Voltage	
			Std. Pk.	12A	15A	250V
STLZ950/2-o	<b>37.452</b>	10.08 ( .40)	100	12A	15A	250V
STLZ950/3-o	<b>37.453</b>	15.16 ( .60)	100	15A	15A	300V
STLZ950/4-o	<b>37.454</b>	20.24 ( .80)	50	15A	15A	300V
STLZ950/5-o	<b>37.455</b>	25.32 (1.00)	50			
STLZ950/6-o	<b>37.456</b>	30.40 (1.20)	50			
STLZ950/7-o	<b>37.457</b>	35.48 (1.40)	30			
STLZ950/8-o	<b>37.458</b>	40.56 (1.60)	30			
STLZ950/9-o	<b>37.459</b>	45.64 (1.80)	30			
STLZ950/10-o	<b>37.460</b>	50.72 (2.00)	30			
STLZ950/11-o	<b>37.461</b>	55.80 (2.20)	20			
STLZ950/12-o	<b>37.462</b>	60.88 (2.40)	20			
STLZ950/13-o	<b>37.463</b>	65.96 (2.60)	20			
STLZ950/14-o	<b>37.464</b>	71.04 (2.80)	20			
STLZ950/15-o	<b>37.465</b>	76.12 (3.00)	20			
STLZ950/16-o	<b>37.466</b>	81.20 (3.20)	15			
STLZ950/17-o	<b>37.467</b>	86.28 (3.40)	15			
STLZ950/18-o	<b>37.468</b>	91.36 (3.60)	15			
STLZ950/19-o	<b>37.469</b>	96.44 (3.80)	15			
STLZ950/20-o	<b>37.470</b>	101.52 (4.00)	15			
STLZ950/21-o	<b>37.471</b>	106.60 (4.20)	10			
STLZ950/22-o	<b>37.472</b>	111.68 (4.40)	10			
STLZ950/23-o	<b>37.473</b>	116.76 (4.60)	10			
STLZ950/24-o	<b>37.474</b>	121.84 (4.80)	10			

mm		in.		Dimensions			
1.00	0.039	8.20	0.323				
2.00	0.079	8.40	0.331				
3.10	0.122	11.30	0.445				
3.50	0.138	12.00	0.472				
3.80	0.150	15.16	0.597				
3.90	0.154	15.26	0.601				
5.08	0.200	16.44	0.647				
7.90	0.311	17.00	0.669				



<sup>b</sup>Gray available, please consult Altech

Standoff foot for improved plug accessibility



## STLZ11-O Horizontal - Open Ends

Pin Spacing 5.08mm (.200)

Use with AKZ950, BU02, BU04, AKZ1200 Plugs

Current	Voltage
12A	250V
15A	300V
15A	300V

Type	Cat. No.	Length L mm (in.)	Std. Pk.
STLZ11/2-o	38.902	10.16 ( .40)	100
STLZ11/3-o	38.903	15.26 ( .60)	100
STLZ11/4-o	38.904	20.30 ( .80)	50
STLZ11/5-o	38.905	25.31 (1.00)	50
STLZ11/6-o	38.906	30.35 (1.20)	50
STLZ11/7-o	38.907	35.45 (1.40)	30
STLZ11/8-o	38.908	40.79 (1.60)	30
STLZ11/9-o	38.909	45.86 (1.80)	30
STLZ11/10-o	38.910	50.80 (2.00)	30



## STLZ955-W Vertical - Closed Ends

Pin Spacing 5.08mm (.200)

Use with AKZ950, BU02, BU04, AKZ1200 Plugs

Current	Voltage
12A	250V
15A	300V
15A	300V

Type	Cat. No.	Length L mm (in.)	Std. Pk.
STLZ955/2-w	37.202	11.36 ( .45)	100
STLZ955/3-w	37.203	16.44 ( .65)	100
STLZ955/4-w	37.204	21.52 ( .85)	50
STLZ955/5-w	37.205	26.60 (1.05)	50
STLZ955/6-w	37.206	31.68 (1.25)	50
STLZ955/7-w	37.207	36.76 (1.45)	30
STLZ955/8-w	37.208	41.84 (1.65)	30
STLZ955/9-w	37.209	46.92 (1.85)	30
STLZ955/10-w	37.210	52.00 (2.05)	30
STLZ955/11-w	37.211	57.08 (2.25)	20
STLZ955/12-w	37.212	62.16 (2.45)	20
STLZ955/13-w	37.213	67.24 (2.65)	20
STLZ955/14-w	37.214	72.32 (2.85)	20
STLZ955/15-w	37.215	77.40 (3.05)	20
STLZ955/16-w	37.216	82.48 (3.25)	15
STLZ955/17-w	37.217	87.56 (3.45)	15
STLZ955/18-w	37.218	92.64 (3.65)	15
STLZ955/19-w	37.219	97.72 (3.85)	15
STLZ955/20-w	37.220	102.80 (4.05)	15
STLZ955/21-w	37.221	107.88 (4.25)	10
STLZ955/22-w	37.222	112.96 (4.45)	10
STLZ955/23-w	37.223	118.04 (4.65)	10
STLZ955/24-w	37.224	123.13 (4.85)	10



## STLZ955-O Vertical - Open Ends

Pin Spacing 5.08mm (.200)

Use with AKZ950, BU02, BU04, AKZ1200 Plugs

Current	Voltage
12A	250V
15A	300V
15A	300V

Type	Cat. No.	Length L mm (in.)	Std. Pk.
STLZ955/2-o	37.502	10.08 ( .40)	100
STLZ955/3-o	37.503	15.16 ( .59)	100
STLZ955/4-o	37.504	20.24 ( .80)	50
STLZ955/5-o	37.505	25.32 (1.00)	50
STLZ955/6-o	37.506	30.40 (1.20)	50
STLZ955/7-o	37.507	35.48 (1.40)	30
STLZ955/8-o	37.508	40.56 (1.60)	30
STLZ955/9-o	37.509	45.64 (1.80)	30
STLZ955/10-o	37.510	50.72 (2.00)	30
STLZ955/11-o	37.511	55.80 (2.20)	20
STLZ955/12-o	37.512	60.88 (2.40)	20
STLZ955/13-o	37.513	65.96 (2.60)	20
STLZ955/14-o	37.514	71.04 (2.80)	20
STLZ955/15-o	37.515	76.12 (3.00)	20
STLZ955/16-o	37.516	81.20 (3.20)	15
STLZ955/17-o	37.517	86.28 (3.40)	15
STLZ955/18-o	37.518	91.36 (3.60)	15
STLZ955/19-o	37.519	96.44 (3.80)	15
STLZ955/20-o	37.520	101.52 (4.00)	15
STLZ955/21-o	37.521	106.60 (4.20)	10
STLZ955/22-o	37.522	111.68 (4.40)	10
STLZ955/23-o	37.523	116.76 (4.60)	10
STLZ955/24-o	37.524	121.84 (4.80)	10



# STANDARD PLUGGABLE PRINTED CIRCUIT US Pin Spacing<sup>a</sup> Headers

The 45° header orientation facilitates plug insertion and removal in hard to access spaces.

Closed end headers prevent misplugging.

- Multipole, Single Mold Construction
- Industry Standard Compatible
- Open and Closed Ends
- Housing Material: Polyamide 6.6
- Standard Color: Green



**STLZ990-W**  
Header  
45° - Closed Ends

Pin Spacing 5.08mm (.200)

Use with AKZ950, BU02, BU04, AKZ1200 Plugs



**STLZ990-O**  
Header  
45° - Open Ends

Pin Spacing 5.08mm (.200)

Use with AKZ950, BU02, BU04, AKZ1200 Plugs

<sup>a</sup>Blocks with metric pin spacing begin on page 132.

### Ratings



Current	Voltage
12A	250V
15A	300V
15A	300V

Current	Voltage
12A	250V
15A	300V
15A	300V

Ordering Information		No. of Poles	Type	Cat. No.	Length L mm (in.)	Std. Pk.	Type	Cat. No.	Length L mm (in.)	Std. Pk.
Header, US (Inch) Pin Spacing		2	STLZ990/2-w	37.652	11.36 ( .45)	100	STLZ990/2-o	37.752	10.20 ( .40)	100
		3	STLZ990/3-w	37.653	16.44 ( .65)	100	STLZ990/3-o	37.753	15.29 ( .60)	100
		4	STLZ990/4-w	37.654	21.52 ( .85)	50	STLZ990/4-o	37.754	20.37 ( .80)	50
		5	STLZ990/5-w	37.655	26.60 (1.05)	50	STLZ990/5-o	37.755	25.45 (1.00)	50
		6	STLZ990/6-w	37.656	31.68 (1.25)	50	STLZ990/6-o	37.756	30.53 (1.20)	50
		7	STLZ990/7-w	37.657	36.76 (1.45)	30	STLZ990/7-o	37.757	35.61 (1.40)	30
		8	STLZ990/8-w	37.658	41.84 (1.65)	30	STLZ990/8-o	37.758	40.69 (1.60)	30
		9	STLZ990/9-w	37.659	46.92 (1.85)	30	STLZ990/9-o	37.759	45.77 (2.00)	30
		10	STLZ990/10-w	37.660	52.00 (2.05)	30	STLZ990/10-o	37.760	50.85 (2.00)	30
		11	STLZ990/11-w	37.661	57.08 (2.25)	20	STLZ990/11-o	37.761	55.93 (2.20)	20
		12	STLZ990/12-w	37.662	62.16 (2.45)	20	STLZ990/12-o	37.762	61.01 (2.40)	20
		13	STLZ990/13-w	37.663	67.24 (2.65)	20	STLZ990/13-o	37.763	66.09 (2.60)	20
		14	STLZ990/14-w	37.664	72.32 (2.85)	20	STLZ990/14-o	37.764	71.17 (2.80)	20
		15	STLZ990/15-w	37.665	77.40 (3.05)	20	STLZ990/15-o	37.765	76.25 (3.00)	20
		16	STLZ990/16-w	37.666	82.48 (3.25)	15	STLZ990/16-o	37.766	81.33 (3.20)	15
		17	STLZ990/17-w	37.667	87.56 (3.45)	15	STLZ990/17-o	37.767	86.41 (3.40)	15
		18	STLZ990/18-w	37.668	92.64 (3.65)	15	STLZ990/18-o	37.768	91.49 (3.60)	15
		19	STLZ990/19-w	37.669	97.72 (3.85)	15	STLZ990/19-o	37.769	96.57 (3.80)	15
		20	STLZ990/20-w	37.670	102.80 (4.05)	15	STLZ990/20-o	37.770	101.65 (4.00)	15
		21	STLZ990/21-w	37.671	107.88 (4.25)	10	STLZ990/21-o	37.771	106.73 (4.20)	10
		22	STLZ990/22-w	37.672	112.96 (4.45)	10	STLZ990/22-o	37.772	111.81 (4.40)	10
		23	STLZ990/23-w	37.673	118.04 (4.65)	10	STLZ990/23-o	37.773	116.89 (4.60)	10
		24	STLZ990/24-w	37.674	123.13 (4.85)	10	STLZ990/24-o	37.774	121.97 (4.80)	10

Dimensions			
mm	in.	mm	in.
1.00	0.039	5.08	0.200
2.56	0.101	14.00	0.551
3.14	0.124	14.50	0.571
3.50	0.138	16.50	0.650
3.90	0.154		



## STANDARD PLUGGABLE PRINTED CIRCUIT US Pin Spacing<sup>a</sup> Double Level Headers

Horizontal and vertical open end headers offer different wire entry options and enhance plug accessibility. Ideal for applications where board real estate is limited or where high density wiring is required.

- Multipole, Modular Construction
- High Density
- Horizontal or Vertical, Open Ends
- Housing Material: Polyamide 6.6
- Standard Color: Green

<sup>a</sup>Blocks with metric pin spacing begin on page 132.



**STLZ970-0**  
Header  
Horizontal - Open Ends

Pin Spacing 5.08mm (.200)

Use with AKZ950, AKZ1200 Plugs



**STLZ975-0**  
Header  
Vertical - Open Ends

Pin Spacing 5.08mm (.200)

Use with AKZ950, AKZ1200 Plugs

### Ratings

IEC/VDE

(File No. E101811)

(File No. LR68503)

### Current

12A

15A

15A

### Voltage

250V

300V

300V

### Current

12A

15A

15A

### Voltage

250V

300V

300V

Ordering Information	No. of Poles	Type	Cat. No.	Length L mm (in.)	Std. Pk.	Type	Cat. No.	Length L mm (in.)	Std. Pk.
Double Level Header, US (Inch) Pin Spacing	4	STLZ970/4-o	37.854	12.26 (.48)	60	STLZ975/4-o	37.804	12.26 (.48)	60
	6	STLZ970/6-o	37.856	17.34 (.68)	40	STLZ975/6-o	37.806	17.34 (.68)	40
	8	STLZ970/8-o	37.858	22.42 (.88)	30	STLZ975/8-o	37.808	22.42 (.88)	30
	10	STLZ970/10-o	37.860	27.50 (1.08)	24	STLZ975/10-o	37.810	27.50 (1.08)	24
	12	STLZ970/12-o	37.862	32.58 (1.28)	20	STLZ975/12-o	37.812	32.58 (1.28)	20
	14	STLZ970/14-o	37.864	37.66 (1.48)	17	STLZ975/14-o	37.814	37.66 (1.48)	17
	16	STLZ970/16-o	37.866	42.74 (1.68)	15	STLZ975/16-o	37.816	42.74 (1.68)	15
	18	STLZ970/18-o	37.868	47.82 (1.88)	13	STLZ975/18-o	37.818	47.82 (1.88)	13
	20	STLZ970/20-o	37.870	52.90 (2.08)	12	STLZ975/20-o	37.820	52.90 (2.08)	12
	22	STLZ970/22-o	37.872	57.98 (2.28)	11	STLZ975/22-o	37.822	57.98 (2.28)	11
	24	STLZ970/24-o	37.874	63.06 (2.48)	10	STLZ975/24-o	37.824	63.06 (2.48)	10
	26	STLZ970/26-o	37.876	68.14 (2.68)	9	STLZ975/26-o	37.826	68.14 (2.68)	9
	28	STLZ970/28-o	37.878	73.22 (2.88)	9	STLZ975/28-o	37.828	73.22 (2.88)	9
	30	STLZ970/30-o	37.880	78.30 (3.08)	8	STLZ975/30-o	37.830	78.30 (3.08)	8
	32	STLZ970/32-o	37.882	83.38 (3.28)	8	STLZ975/32-o	37.832	83.38 (3.28)	8
	34	STLZ970/34-o	37.884	88.46 (3.48)	7	STLZ975/34-o	37.834	88.46 (3.48)	7
	36	STLZ970/36-o	37.886	93.54 (3.68)	7	STLZ975/36-o	37.836	93.54 (3.68)	7
	38	STLZ970/38-o	37.888	98.62 (3.88)	6	STLZ975/38-o	37.838	98.62 (3.88)	6
	40	STLZ970/40-o	37.890	103.70 (4.08)	6	STLZ975/40-o	37.840	103.70 (4.08)	6
	42	STLZ970/42-o	37.892	108.78 (4.28)	6	STLZ975/42-o	37.842	108.78 (4.28)	6
	44	STLZ970/44-o	37.894	113.86 (4.48)	5	STLZ975/44-o	37.844	113.86 (4.48)	5
	46	STLZ970/46-o	37.896	118.94 (4.68)	5	STLZ975/46-o	37.846	118.94 (4.68)	5
	48	STLZ970/48-o	37.898	124.02 (4.88)	5	STLZ975/48-o	37.848	124.02 (4.88)	5

mm	in.	mm	in.
1.00	0.039	10.16	0.400
2.00	0.079	12.00	0.472
2.54	0.100	15.24	0.600
3.50	0.138	22.00	0.866
3.80	0.150	23.50	0.925
5.08	0.200		
8.40	0.331		





# MAXI-PLUGGABLE PRINTED CIRCUIT US Pin Spacing<sup>a</sup> Screw-Cage Clamp Plug

For standard industrial plug-in applications where multiple wire-to-board connections must be made quickly and simultaneously.

Reduce wiring mistakes, downtime and facilitate troubleshooting. Simply unplug defective board and plug in a new one.

- Multipole, Single Mold Construction
- Industry Standard Compatible
- Locking Tabs Prevent Unplugging
- Optional Keying Prevents Misplugging
- Housing Material: Polyamide 6.6
- Standard Color: Green



## AKZ960 Plug

Wire Entry in Same Direction as Plug-In

Pole Spacing 7.62mm (.300)  
Stripping Length 7mm (.276)  
Screw Hole Diameter 4mm (.158)

Use with STLZ960-W, STLZ965-W Headers

<sup>a</sup>Blocks with metric pin spacing begin on page 132.

### Ratings

IEC/VDE  
UL (File No. E101811)  
CSA (File No. LR68503)

Wire Range	Current	Voltage
0.5-2.5mm <sup>2</sup>	12A	400V
22-12 AWG	15A	300V
28-12 AWG	16A	300V

### Ordering Information

No. of Poles

Plug, US (Inch) Pole Spacing

Type	Cat. No.	Length L mm (in.)	Std. Pk.
AKZ960/2	38.002	13.27 ( .52)	100
AKZ960/3	38.003	20.86 ( .82)	100
AKZ960/4	38.004	28.48 (1.12)	50
AKZ960/5	38.005	36.10 (1.42)	50
AKZ960/6	38.006	43.72 (1.72)	50
AKZ960/7	38.007	51.34 (2.02)	30
AKZ960/8	38.008	58.96 (2.32)	30
AKZ960/9	38.009	66.58 (2.62)	30
AKZ960/10	38.010	74.20 (2.92)	30
AKZ960/11	38.011	81.82 (3.22)	20
AKZ960/12	38.012	89.44 (3.52)	20
AKZ960/13	38.013	97.06 (3.82)	20
AKZ960/14	38.014	104.68 (4.12)	20
AKZ960/15	38.015	112.30 (4.42)	20
AKZ960/16	38.016	119.92 (4.72)	15

mm	in.	Dimensions	mm	in.
2.60	0.102		9.00	0.354
2.80	0.110		15.00	0.591
2.81	0.111		17.30	0.681
7.62	0.300			



## MAXI-PLUGGABLE PRINTED CIRCUIT US Pin Spacing<sup>a</sup> Headers

Horizontal or vertical headers offer different wire entry options and enhance plug accessibility. Closed end headers prevent misplugging.

- Multipole, Single Mold Construction
- Industry Standard Compatible
- Horizontal and Vertical, Closed Ends
- Housing Material: Polyamide 6.6
- Standard Color: Green

**Ratings**  
IEC/VDE  
UL (File No. E101811)  
CS (File No. LR68503)

Ordering Information		No. of Poles	Type	Cat. No.	Length L mm (in.)	Std. Pk.	Type	Cat. No.	Length L mm (in.)	Std.
Header, US (Inch) Pin Spacing		2	STLZ960/2-w	<b>38.102</b>	15.24 ( .60)	100	STLZ965/2-w	<b>38.202</b>	15.24 ( .60)	100
		3	STLZ960/3-w	<b>38.103</b>	22.86 ( .90)	100	STLZ965/3-w	<b>38.203</b>	22.86 ( .90)	100
		4	STLZ960/4-w	<b>38.104</b>	30.48 (1.20)	50	STLZ965/4-w	<b>38.204</b>	30.48 (1.20)	50
		5	STLZ960/5-w	<b>38.105</b>	38.10 (1.50)	50	STLZ965/5-w	<b>38.205</b>	38.10 (1.50)	50
		6	STLZ960/6-w	<b>38.106</b>	45.72 (1.80)	50	STLZ965/6-w	<b>38.206</b>	45.72 (1.80)	50
		7	STLZ960/7-w	<b>38.107</b>	53.34 (2.10)	30	STLZ965/7-w	<b>38.207</b>	53.34 (2.10)	30
		8	STLZ960/8-w	<b>38.108</b>	60.96 (2.40)	30	STLZ965/8-w	<b>38.208</b>	60.96 (2.40)	30
		9	STLZ960/9-w	<b>38.109</b>	68.58 (2.70)	30	STLZ965/9-w	<b>38.209</b>	68.58 (2.70)	30
		10	STLZ960/10-w	<b>38.110</b>	76.20 (3.00)	30	STLZ965/10-w	<b>38.210</b>	76.20 (3.00)	30
		11	STLZ960/11-w	<b>38.111</b>	83.82 (3.30)	20	STLZ965/11-w	<b>38.211</b>	83.82 (3.30)	20
		12	STLZ960/12-w	<b>38.112</b>	91.44 (3.60)	20	STLZ965/12-w	<b>38.212</b>	91.44 (3.60)	20
		13	STLZ960/13-w	<b>38.113</b>	99.06 (3.90)	20	STLZ965/13-w	<b>38.213</b>	99.06 (3.90)	20
		14	STLZ960/14-w	<b>38.114</b>	106.68 (4.20)	20	STLZ965/14-w	<b>38.214</b>	106.68 (4.20)	20
		15	STLZ960/15-w	<b>38.115</b>	114.30 (4.50)	20	STLZ965/15-w	<b>38.215</b>	114.30 (4.50)	20
		16	STLZ960/16-w	<b>38.116</b>	121.92 (4.80)	15	STLZ965/16-w	<b>38.216</b>	121.92 (4.80)	15

Dimensions			
mm	in.	mm	in.
1.00	0.390	3.90	0.015
2.00	0.079	7.62	0.300
3.50	0.138	7.90	0.311
3.80	0.150	8.40	0.331
3.81	0.150	12.00	0.472



### STLZ960-W

#### Horizontal Header - Closed Ends

Pin Spacing 7.62mm (.300)

Use with AKZ960 Plug

Current	Voltage
12A	400V
15A	300V
16A	300V

Type	Cat. No.	Length L mm (in.)	Std. Pk.
STLZ960/2-w	<b>38.102</b>	15.24 ( .60)	100
STLZ960/3-w	<b>38.103</b>	22.86 ( .90)	100
STLZ960/4-w	<b>38.104</b>	30.48 (1.20)	50
STLZ960/5-w	<b>38.105</b>	38.10 (1.50)	50
STLZ960/6-w	<b>38.106</b>	45.72 (1.80)	50
STLZ960/7-w	<b>38.107</b>	53.34 (2.10)	30
STLZ960/8-w	<b>38.108</b>	60.96 (2.40)	30
STLZ960/9-w	<b>38.109</b>	68.58 (2.70)	30
STLZ960/10-w	<b>38.110</b>	76.20 (3.00)	30
STLZ960/11-w	<b>38.111</b>	83.82 (3.30)	20
STLZ960/12-w	<b>38.112</b>	91.44 (3.60)	20
STLZ960/13-w	<b>38.113</b>	99.06 (3.90)	20
STLZ960/14-w	<b>38.114</b>	106.68 (4.20)	20
STLZ960/15-w	<b>38.115</b>	114.30 (4.50)	20
STLZ960/16-w	<b>38.116</b>	121.92 (4.80)	15



### STLZ965-W

#### Vertical Header - Closed Ends

Pin Spacing 7.62mm (.300)

Use with AKZ960 Plug

Current	Voltage
12A	400V
15A	300V
16A	300V

Type	Cat. No.	Length L mm (in.)	Std.
STLZ965/2-w	<b>38.202</b>	15.24 ( .60)	100
STLZ965/3-w	<b>38.203</b>	22.86 ( .90)	100
STLZ965/4-w	<b>38.204</b>	30.48 (1.20)	50
STLZ965/5-w	<b>38.205</b>	38.10 (1.50)	50
STLZ965/6-w	<b>38.206</b>	45.72 (1.80)	50
STLZ965/7-w	<b>38.207</b>	53.34 (2.10)	30
STLZ965/8-w	<b>38.208</b>	60.96 (2.40)	30
STLZ965/9-w	<b>38.209</b>	68.58 (2.70)	30
STLZ965/10-w	<b>38.210</b>	76.20 (3.00)	30
STLZ965/11-w	<b>38.211</b>	83.82 (3.30)	20
STLZ965/12-w	<b>38.212</b>	91.44 (3.60)	20
STLZ965/13-w	<b>38.213</b>	99.06 (3.90)	20
STLZ965/14-w	<b>38.214</b>	106.68 (4.20)	20
STLZ965/15-w	<b>38.215</b>	114.30 (4.50)	20
STLZ965/16-w	<b>38.216</b>	121.92 (4.80)	15



Компания «Океан Электроники» предлагает заключение долгосрочных отношений при поставках импортных электронных компонентов на взаимовыгодных условиях!

Наши преимущества:

- Поставка оригинальных импортных электронных компонентов напрямую с производств Америки, Европы и Азии, а так же с крупнейших складов мира;
- Широкая линейка поставок активных и пассивных импортных электронных компонентов (более 30 млн. наименований);
- Поставка сложных, дефицитных, либо снятых с производства позиций;
- Оперативные сроки поставки под заказ (от 5 рабочих дней);
- Экспресс доставка в любую точку России;
- Помощь Конструкторского Отдела и консультации квалифицированных инженеров;
- Техническая поддержка проекта, помощь в подборе аналогов, поставка прототипов;
- Поставка электронных компонентов под контролем ВП;
- Система менеджмента качества сертифицирована по Международному стандарту ISO 9001;
- При необходимости вся продукция военного и аэрокосмического назначения проходит испытания и сертификацию в лаборатории (по согласованию с заказчиком);
- Поставка специализированных компонентов военного и аэрокосмического уровня качества (Xilinx, Altera, Analog Devices, Intersil, Interpoint, Microsemi, Actel, Aeroflex, Peregrine, VPT, Syfer, Eurofarad, Texas Instruments, MS Kennedy, Miteq, Cobham, E2V, MA-COM, Hittite, Mini-Circuits, General Dynamics и др.);

Компания «Океан Электроники» является официальным дистрибьютором и эксклюзивным представителем в России одного из крупнейших производителей разъемов военного и аэрокосмического назначения «JONHON», а так же официальным дистрибьютором и эксклюзивным представителем в России производителя высокотехнологичных и надежных решений для передачи СВЧ сигналов «FORSTAR».



## JONHON

«JONHON» (основан в 1970 г.)

Разъемы специального, военного и аэрокосмического назначения:

(Применяются в военной, авиационной, аэрокосмической, морской, железнодорожной, горно- и нефтедобывающей отраслях промышленности)

«FORSTAR» (основан в 1998 г.)

ВЧ соединители, коаксиальные кабели, кабельные сборки и микроволновые компоненты:

(Применяются в телекоммуникациях гражданского и специального назначения, в средствах связи, РЛС, а так же военной, авиационной и аэрокосмической отраслях промышленности).



Телефон: 8 (812) 309-75-97 (многоканальный)

Факс: 8 (812) 320-03-32

Электронная почта: [ocean@oceanchips.ru](mailto:ocean@oceanchips.ru)

Web: <http://oceanchips.ru/>

Адрес: 198099, г. Санкт-Петербург, ул. Калинина, д. 2, корп. 4, лит. А