

NON-ENVIRONMENTAL EMI / RFI BACKSHELL



360-degree screen termination facility is offered in this Backshell in addition to other features of the Non-Environmental type. Available in straight, 90 degree bent and 45 degree bent varieties, it accommodates both individual and overall shielding.

| For Connector Group | | Page No. |
|---------------------|---|-----------------|
| J | → | III-1 - III-7 |
| K | → | III-8 - III-12 |
| L | → | III-13 - III-17 |
| M | → | III-18 - III-23 |
| N | → | III-24 - III-29 |

Note: For Connector group Identification refer Table 1 - A, B, C, D (Page 7-11) and for Material / Plating Finish, Refer Table-2 (Page 12)



Connector Group - J

Straight



Amphenol Part Number



MIL Part Number



NOTE: * For more cable entry and length options, contact factory

| TABLE - A | | | | | | | | | | | | | | | | | | | | | | |
|---------------------------------|------------|--------|----------------------------|----------------------|--------------|-------|---------|-------|---------|-------|---------|-------|-------------|-------|------|-------|------|-------|------|-------|------|-------|
| AMPHENOL PART NUMBER DESIGNATOR | | | MIL PART NUMBER DESIGNATOR | CONNECTOR SHELL SIZE | A DIA. (MAX) | | B (MAX) | | C (REF) | | G (MAX) | | CABLE RANGE | | | | | | | | | |
| SHELL SIZE | ENTRY SIZE | LENGTH | DASH NO | | INCH | MM | INCH | MM | INCH | MM | INCH | MM | MIN | | | | MAX | | | | | |
| | | | | | | | | | | | | | INCH | MM | INCH | MM | INCH | MM | INCH | MM | | |
| 08 | 01 | 1 | 5 | 8 | 0.62 | 15.67 | 2.13 | 54.10 | 1.03 | 26.09 | 0.96 | 24.31 | 0.13 | 3.18 | 0.25 | 6.35 | 0.13 | 3.18 | 0.25 | 6.35 | | |
| | | 2 | 6 | | 0.62 | 15.67 | 3.13 | 79.50 | 1.03 | 26.09 | 0.96 | 24.31 | 0.13 | 3.18 | 0.25 | 6.35 | 0.13 | 3.18 | 0.25 | 6.35 | | |
| | 02 | 1 | 7* | | 0.62 | 15.67 | 2.88 | 73.15 | 1.03 | 26.09 | 1.15 | 29.08 | 0.25 | 6.35 | 0.44 | 11.10 | 0.25 | 6.35 | 0.44 | 11.10 | | |
| | | 2 | 8* | | 0.62 | 15.67 | 3.88 | 98.55 | 1.03 | 26.09 | 1.15 | 29.08 | 0.25 | 6.35 | 0.44 | 11.10 | 0.25 | 6.35 | 0.44 | 11.10 | | |
| 10 | 01 | 1 | 9 | 10 | 0.73 | 18.64 | 2.13 | 54.10 | 1.03 | 26.09 | 0.96 | 24.31 | 0.13 | 3.18 | 0.31 | 7.92 | 0.13 | 3.18 | 0.31 | 7.92 | | |
| | | 2 | 10 | | 0.73 | 18.64 | 3.13 | 79.50 | 1.03 | 26.09 | 0.96 | 24.31 | 0.13 | 3.18 | 0.31 | 7.92 | 0.13 | 3.18 | 0.31 | 7.92 | | |
| | 02 | 1 | 11* | | 0.73 | 18.64 | 2.88 | 73.15 | 1.03 | 26.09 | 1.15 | 29.08 | 0.25 | 6.35 | 0.44 | 11.10 | 0.25 | 6.35 | 0.44 | 11.10 | | |
| | | 2 | 12* | | 0.73 | 18.64 | 3.88 | 98.55 | 1.03 | 26.09 | 1.15 | 29.08 | 0.25 | 6.35 | 0.44 | 11.10 | 0.25 | 6.35 | 0.44 | 11.10 | | |
| | 03 | 1 | 136 | | 0.73 | 18.64 | 2.13 | 54.10 | 1.03 | 26.09 | 1.15 | 29.08 | 0.25 | 6.35 | 0.38 | 9.53 | 0.25 | 6.35 | 0.38 | 9.53 | | |
| | | 2 | 137 | | 0.73 | 18.64 | 3.13 | 79.50 | 1.03 | 26.09 | 1.15 | 29.08 | 0.25 | 6.35 | 0.38 | 9.53 | 0.25 | 6.35 | 0.38 | 9.53 | | |
| | 12 | 01 | 1 | | 13 | 7/12 | 0.86 | 21.79 | 2.13 | 54.10 | 1.03 | 26.09 | 1.15 | 29.08 | 0.25 | 6.35 | 0.44 | 11.10 | 0.25 | 6.35 | 0.44 | 11.10 |
| | | | 2 | | 14 | | 0.86 | 21.79 | 3.13 | 79.50 | 1.03 | 26.09 | 1.15 | 29.08 | 0.25 | 6.35 | 0.44 | 11.10 | 0.25 | 6.35 | 0.44 | 11.10 |
| 02 | | 1 | 15* | 0.86 | 21.79 | | 2.88 | 73.15 | 1.03 | 26.09 | 1.33 | 33.83 | 0.35 | 8.89 | 0.63 | 15.88 | 0.35 | 8.89 | 0.63 | 15.88 | | |
| | | 2 | 16* | 0.86 | 21.79 | | 3.88 | 98.55 | 1.03 | 26.09 | 1.33 | 33.83 | 0.35 | 8.89 | 0.63 | 15.88 | 0.35 | 8.89 | 0.63 | 15.88 | | |
| 03 | | 1 | 111 | 0.86 | 21.79 | | 2.13 | 54.10 | 1.03 | 26.09 | 1.33 | 33.83 | 0.35 | 8.89 | 0.50 | 12.70 | 0.35 | 8.89 | 0.50 | 12.70 | | |
| | | 2 | 112 | 0.86 | 21.79 | | 3.13 | 79.50 | 1.03 | 26.09 | 1.33 | 33.83 | 0.35 | 8.89 | 0.50 | 12.70 | 0.35 | 8.89 | 0.50 | 12.70 | | |
| 04 | | 1 | 114 | 0.86 | 21.79 | | 2.13 | 54.10 | 1.03 | 26.09 | 0.96 | 24.31 | 0.13 | 3.18 | 0.31 | 7.92 | 0.13 | 3.18 | 0.31 | 7.92 | | |
| | | 2 | 115 | 0.86 | 21.79 | | 3.13 | 79.50 | 1.03 | 26.09 | 0.96 | 24.31 | 0.13 | 3.18 | 0.31 | 7.92 | 0.13 | 3.18 | 0.31 | 7.92 | | |
| 05 | 1 | 138 | 0.86 | 21.79 | 2.13 | 54.10 | 1.03 | 26.09 | 1.33 | 33.83 | 0.35 | 8.89 | 0.50 | 12.70 | 0.35 | 8.89 | 0.50 | 12.70 | | | | |
| | 2 | 139 | 0.86 | 21.79 | 3.13 | 79.50 | 1.03 | 26.09 | 1.33 | 33.83 | 0.35 | 8.89 | 0.50 | 12.70 | 0.35 | 8.89 | 0.50 | 12.70 | | | | |
| 14 | 01 | 1 | 17 | 12/14 | 0.98 | 24.99 | 2.13 | 54.10 | 1.03 | 26.09 | 1.33 | 33.83 | 0.35 | 8.89 | 0.58 | 14.61 | 0.35 | 8.89 | 0.58 | 14.61 | | |
| | | 2 | 18 | | 0.98 | 24.99 | 3.13 | 79.50 | 1.03 | 26.09 | 1.33 | 33.83 | 0.35 | 8.89 | 0.58 | 14.61 | 0.35 | 8.89 | 0.58 | 14.61 | | |
| | 02 | 1 | 19* | | 0.98 | 24.99 | 2.88 | 73.15 | 1.06 | 26.90 | 1.55 | 39.40 | 0.50 | 12.70 | 0.75 | 19.05 | 0.50 | 12.70 | 0.75 | 19.05 | | |
| | | 2 | 20* | | 0.98 | 24.99 | 3.88 | 98.55 | 1.06 | 26.90 | 1.55 | 39.40 | 0.50 | 12.70 | 0.75 | 19.05 | 0.50 | 12.70 | 0.75 | 19.05 | | |
| | 03 | 1 | 116 | | 0.98 | 24.99 | 2.13 | 54.10 | 1.03 | 26.09 | 1.15 | 29.08 | 0.25 | 6.35 | 0.44 | 11.10 | 0.25 | 6.35 | 0.44 | 11.10 | | |
| | | 2 | 117 | | 0.98 | 24.99 | 3.13 | 79.50 | 1.03 | 26.09 | 1.15 | 29.08 | 0.25 | 6.35 | 0.44 | 11.10 | 0.25 | 6.35 | 0.44 | 11.10 | | |
| | 04 | 1 | 150 | | 0.98 | 24.99 | 2.13 | 54.10 | 1.03 | 26.09 | 0.96 | 24.31 | 0.13 | 3.18 | 0.31 | 7.92 | 0.13 | 3.18 | 0.31 | 7.92 | | |
| | | 2 | 151 | | 0.98 | 24.99 | 3.13 | 79.50 | 1.03 | 26.09 | 0.96 | 24.31 | 0.13 | 3.18 | 0.31 | 7.92 | 0.13 | 3.18 | 0.31 | 7.92 | | |

Table Continued

Connector Group - J

Straight

TABLE - A

| AMPHENOL PART NUMBER DESIGNATOR | | | MIL PART NUMBER DESIGNATOR | CONNECTOR SHELL SIZE | A DIA. (MAX) | | B (MAX) | | C (REF) | | G (MAX) | | CABLE RANGE | | | | | |
|---------------------------------|------------|--------|----------------------------|----------------------|--------------|--------|---------|--------|---------|--------|---------|-------|-------------|-------|------|-------|------|-------|
| SHELL SIZE | ENTRY SIZE | LENGTH | DASH NO | | INCH | MM | INCH | MM | INCH | MM | INCH | MM | MIN | | MAX | | | |
| | | | | | | | | | | | | | INCH | MM | INCH | MM | | |
| 16 | 01 | 1 | 21 | 19/16 | 1.11 | 28.24 | 2.13 | 54.10 | 1.06 | 26.90 | 1.55 | 39.40 | 0.50 | 12.70 | 0.70 | 17.78 | | |
| | | 2 | 22 | | 1.11 | 28.24 | 3.13 | 79.50 | 1.06 | 26.90 | 1.55 | 39.40 | 0.50 | 12.70 | 0.70 | 17.78 | | |
| | 02 | 1 | 23* | | 1.11 | 28.24 | 2.88 | 73.15 | 1.16 | 29.36 | 1.77 | 44.96 | 0.63 | 15.88 | 0.94 | 23.80 | | |
| | | 2 | 24* | | 1.11 | 28.24 | 3.88 | 98.55 | 1.16 | 29.36 | 1.77 | 44.96 | 0.63 | 15.88 | 0.94 | 23.80 | | |
| | 03 | 1 | 112 | | 1.11 | 28.24 | 2.13 | 54.10 | 1.03 | 26.09 | 1.15 | 29.08 | 0.25 | 6.35 | 0.44 | 11.10 | | |
| | | 2 | 113 | | 1.11 | 28.24 | 3.13 | 79.50 | 1.03 | 26.09 | 1.15 | 29.08 | 0.25 | 6.35 | 0.44 | 11.10 | | |
| | 04 | 1 | 118 | | 1.11 | 28.24 | 2.13 | 54.10 | 1.03 | 26.09 | 1.33 | 33.83 | 0.35 | 8.89 | 0.63 | 15.88 | | |
| | | 2 | 119 | | 1.11 | 28.24 | 3.13 | 79.50 | 1.03 | 26.09 | 1.33 | 33.83 | 0.35 | 8.89 | 0.63 | 15.88 | | |
| | 05 | 1 | 152 | | 1.11 | 28.24 | 2.13 | 54.10 | 1.03 | 26.09 | 0.96 | 24.31 | 0.13 | 3.18 | 0.31 | 7.92 | | |
| | | 2 | 153 | | 1.11 | 28.24 | 3.13 | 79.50 | 1.03 | 26.09 | 0.96 | 24.31 | 0.13 | 3.18 | 0.31 | 7.92 | | |
| | 18 | 01 | 1 | | 25 | 27/18 | 1.22 | 30.94 | 2.13 | 54.10 | 1.03 | 26.09 | 1.33 | 33.83 | 0.35 | 8.89 | 0.63 | 15.88 |
| | | | 2 | | 26 | | 1.22 | 30.94 | 3.13 | 79.50 | 1.03 | 26.09 | 1.33 | 33.83 | 0.35 | 8.89 | 0.63 | 15.88 |
| 02 | | 1 | 27 | 1.22 | 30.94 | | 2.13 | 54.10 | 1.06 | 26.90 | 1.55 | 39.40 | 0.50 | 12.70 | 0.75 | 19.05 | | |
| | | 2 | 28 | 1.22 | 30.94 | | 3.13 | 79.50 | 1.06 | 26.90 | 1.55 | 39.40 | 0.50 | 12.70 | 0.75 | 19.05 | | |
| 03 | | 1 | 29* | 1.22 | 30.94 | | 2.88 | 73.15 | 1.16 | 29.36 | 1.77 | 44.96 | 0.63 | 15.88 | 0.94 | 23.80 | | |
| | | 2 | 30* | 1.22 | 30.94 | | 3.88 | 98.55 | 1.16 | 29.36 | 1.77 | 44.96 | 0.63 | 15.88 | 0.94 | 23.80 | | |
| 04 | | 1 | 120 | 1.22 | 30.94 | | 2.13 | 54.10 | 1.03 | 26.09 | 0.96 | 24.31 | 0.13 | 3.18 | 0.31 | 7.92 | | |
| | | 2 | 121 | 1.22 | 30.94 | | 3.13 | 79.50 | 1.03 | 26.09 | 0.96 | 24.31 | 0.13 | 3.18 | 0.31 | 7.92 | | |
| 05 | | 1 | 122 | 1.22 | 30.94 | | 2.13 | 54.10 | 1.03 | 26.09 | 1.15 | 29.08 | 0.25 | 6.35 | 0.44 | 11.10 | | |
| | | 2 | 123 | 1.22 | 30.94 | | 3.13 | 79.50 | 1.03 | 26.09 | 1.15 | 29.08 | 0.25 | 6.35 | 0.44 | 11.10 | | |
| 20 | | 01 | 1 | 31 | 37/20 | | 1.35 | 34.16 | 3.13 | 79.50 | 1.03 | 26.09 | 1.33 | 33.83 | 0.35 | 8.89 | 0.63 | 15.88 |
| | | | 2 | 32 | | | 1.35 | 34.16 | 4.13 | 104.90 | 1.03 | 26.09 | 1.33 | 33.83 | 0.35 | 8.89 | 0.63 | 15.88 |
| | 02 | 1 | 33 | 1.35 | | 34.16 | 3.13 | 79.50 | 1.06 | 26.90 | 1.55 | 39.40 | 0.50 | 12.70 | 0.75 | 19.05 | | |
| | | 2 | 34 | 1.35 | | 34.16 | 4.13 | 104.90 | 1.06 | 26.90 | 1.55 | 39.40 | 0.50 | 12.70 | 0.75 | 19.05 | | |
| | 03 | 1 | 35* | 1.35 | | 34.16 | 3.88 | 98.55 | 1.16 | 29.36 | 1.77 | 44.96 | 0.63 | 15.88 | 0.94 | 23.80 | | |
| | | 2 | 36* | 1.35 | | 34.16 | 4.88 | 123.95 | 1.16 | 29.36 | 1.77 | 44.96 | 0.63 | 15.88 | 0.94 | 23.80 | | |
| | 04 | 1 | 37* | 1.35 | | 34.16 | 3.88 | 98.55 | 1.38 | 34.93 | 2.11 | 53.67 | 0.88 | 22.23 | 1.25 | 31.75 | | |
| | | 2 | 38* | 1.35 | | 34.16 | 4.88 | 123.95 | 1.38 | 34.93 | 2.11 | 53.67 | 0.88 | 22.23 | 1.25 | 31.75 | | |
| | 05 | 1 | 124 | 1.35 | | 34.16 | 3.13 | 79.50 | 1.03 | 26.09 | 1.15 | 29.08 | 0.25 | 6.35 | 0.44 | 11.10 | | |
| | | 2 | 125 | 1.35 | | 34.16 | 4.13 | 104.90 | 1.03 | 26.09 | 1.15 | 29.08 | 0.25 | 6.35 | 0.44 | 11.10 | | |
| | 06 | 1 | 140 | 1.35 | | 34.16 | 3.13 | 79.50 | 1.16 | 29.36 | 1.77 | 44.96 | 0.63 | 15.88 | 0.90 | 22.96 | | |
| | | 2 | 141 | 1.35 | | 34.16 | 4.13 | 104.90 | 1.16 | 29.36 | 1.77 | 44.96 | 0.63 | 15.88 | 0.90 | 22.96 | | |
| 22 | 01 | 1 | 39 | 22 | 1.47 | 37.29 | 3.13 | 79.50 | 1.03 | 26.09 | 1.33 | 33.83 | 0.35 | 8.89 | 0.63 | 15.88 | | |
| | | 2 | 40 | | 1.47 | 37.29 | 4.13 | 104.90 | 1.03 | 26.09 | 1.33 | 33.83 | 0.35 | 8.89 | 0.63 | 15.88 | | |
| | 02 | 1 | 41 | | 1.47 | 37.29 | 3.13 | 79.50 | 1.06 | 26.90 | 1.55 | 39.40 | 0.50 | 12.70 | 0.75 | 19.05 | | |
| | | 2 | 42 | | 1.47 | 37.29 | 4.13 | 104.90 | 1.06 | 26.90 | 1.55 | 39.40 | 0.50 | 12.70 | 0.75 | 19.05 | | |
| | 03 | 1 | 43 | | 1.47 | 37.29 | 3.13 | 79.50 | 1.16 | 29.36 | 1.77 | 44.96 | 0.63 | 15.88 | 0.94 | 23.80 | | |
| | | 2 | 44 | | 1.47 | 37.29 | 4.13 | 104.90 | 1.16 | 29.36 | 1.77 | 44.96 | 0.63 | 15.88 | 0.94 | 23.80 | | |
| | 04 | 1 | 45* | | 1.47 | 37.29 | 3.88 | 98.55 | 1.38 | 34.93 | 2.11 | 53.67 | 0.88 | 22.23 | 1.25 | 31.75 | | |
| | | 2 | 46* | | 1.47 | 37.29 | 4.88 | 123.95 | 1.38 | 34.93 | 2.11 | 53.67 | 0.88 | 22.23 | 1.25 | 31.75 | | |
| | 05 | 1 | 126 | | 1.47 | 37.29 | 3.13 | 79.50 | 1.03 | 26.09 | 0.96 | 24.31 | 0.13 | 3.18 | 0.31 | 7.92 | | |
| | | 2 | 127 | | 1.47 | 37.29 | 4.13 | 104.90 | 1.03 | 26.09 | 0.96 | 24.31 | 0.13 | 3.18 | 0.31 | 7.92 | | |
| | 06 | 1 | 128 | | 1.47 | 37.29 | 3.13 | 79.50 | 1.03 | 26.09 | 1.15 | 29.08 | 0.25 | 6.35 | 0.44 | 11.10 | | |
| | | 2 | 129 | | 1.47 | 37.29 | 4.13 | 104.90 | 1.03 | 26.09 | 1.15 | 29.08 | 0.25 | 6.35 | 0.44 | 11.10 | | |
| 07 | 1 | 142 | 1.47 | 37.29 | 3.13 | 79.50 | 1.38 | 34.93 | 2.11 | 53.67 | 0.88 | 22.23 | 1.03 | 26.14 | | | | |
| | 2 | 143 | 1.47 | 37.29 | 4.13 | 104.90 | 1.38 | 34.93 | 2.11 | 53.67 | 0.88 | 22.23 | 1.03 | 26.14 | | | | |
| 24 | 01 | 1 | 47 | 24 | 1.59 | 40.46 | 3.13 | 79.50 | 1.06 | 26.90 | 1.55 | 39.40 | 0.50 | 12.70 | 0.75 | 19.05 | | |
| | | 2 | 48 | | 1.59 | 40.46 | 4.13 | 104.90 | 1.06 | 26.90 | 1.55 | 39.40 | 0.50 | 12.70 | 0.75 | 19.05 | | |
| | 02 | 1 | 49 | | 1.59 | 40.46 | 3.13 | 79.50 | 1.16 | 29.36 | 1.77 | 44.96 | 0.63 | 15.88 | 0.81 | 20.62 | | |
| | | 2 | 50 | | 1.59 | 40.46 | 4.13 | 104.90 | 1.16 | 29.36 | 1.77 | 44.96 | 0.63 | 15.88 | 0.81 | 20.62 | | |
| | 03 | 1 | 51 | | 1.59 | 40.46 | 3.13 | 79.50 | 1.16 | 29.36 | 1.77 | 44.96 | 0.63 | 15.88 | 0.94 | 23.80 | | |
| | | 2 | 52 | | 1.59 | 40.46 | 4.13 | 104.90 | 1.16 | 29.36 | 1.77 | 44.96 | 0.63 | 15.88 | 0.94 | 23.80 | | |
| | 04 | 1 | 53* | | 1.59 | 40.46 | 3.88 | 98.55 | 1.38 | 34.93 | 2.11 | 53.67 | 0.88 | 22.23 | 1.25 | 31.75 | | |
| | | 2 | 54* | | 1.59 | 40.46 | 4.88 | 123.95 | 1.38 | 34.93 | 2.11 | 53.67 | 0.88 | 22.23 | 1.25 | 31.75 | | |
| | 05 | 1 | 130 | | 1.59 | 40.46 | 3.13 | 79.50 | 1.03 | 26.09 | 1.33 | 33.83 | 0.35 | 8.89 | 0.63 | 15.88 | | |
| | | 2 | 131 | | 1.59 | 40.46 | 4.13 | 104.90 | 1.03 | 26.09 | 1.33 | 33.83 | 0.35 | 8.89 | 0.63 | 15.88 | | |
| | 06 | 1 | 144 | | 1.59 | 40.46 | 3.13 | 79.50 | 1.38 | 34.93 | 2.11 | 53.67 | 0.88 | 22.23 | 1.14 | 29.06 | | |
| | | 2 | 145 | | 1.59 | 40.46 | 4.13 | 104.90 | 1.38 | 34.93 | 2.11 | 53.67 | 0.88 | 22.23 | 1.14 | 29.06 | | |

Table Continued

Connector Group - J

Straight

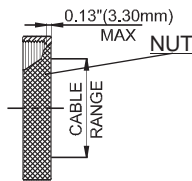
TABLE - A

| AMPHENOL PART NUMBER DESIGNATOR | | MIL PART NUMBER DESIGNATOR | CONNECTOR SHELL SIZE | A DIA. (MAX) | | B (MAX) | | C (REF) | | G (MAX) | | CABLE RANGE | | | | |
|---------------------------------|------------|----------------------------|----------------------|--------------|-------|---------|--------|---------|-------|---------|-------|-------------|-------|------|-------|----|
| SHELL SIZE | ENTRY SIZE | LENGTH | | DASH NO | INCH | MM | INCH | MM | INCH | MM | INCH | MM | MIN | | MAX | |
| | | | | | | | | | | | | | INCH | MM | INCH | MM |
| 28 | 01 | 1 | 55 | 1.97 | 50.01 | 3.13 | 79.50 | 1.06 | 26.90 | 1.55 | 39.40 | 0.50 | 12.70 | 0.75 | 19.05 | |
| | | 2 | 56 | 1.97 | 50.01 | 4.13 | 104.90 | 1.06 | 26.90 | 1.55 | 39.40 | 0.50 | 12.70 | 0.75 | 19.05 | |
| | 02 | 1 | 57 | 1.97 | 50.01 | 3.13 | 79.50 | 1.16 | 29.36 | 1.77 | 44.96 | 0.63 | 15.88 | 0.94 | 23.80 | |
| | | 2 | 58 | 1.97 | 50.01 | 4.13 | 104.90 | 1.16 | 29.36 | 1.77 | 44.96 | 0.63 | 15.88 | 0.94 | 23.80 | |
| | 03 | 1 | 59 | 1.97 | 50.01 | 3.13 | 79.50 | 1.38 | 34.93 | 2.11 | 53.67 | 0.88 | 22.23 | 1.25 | 31.75 | |
| | | 2 | 60 | 1.97 | 50.01 | 4.13 | 104.90 | 1.38 | 34.93 | 2.11 | 53.67 | 0.88 | 22.23 | 1.25 | 31.75 | |
| | 04 | 1 | 61 | 1.97 | 50.01 | 3.13 | 79.50 | 1.50 | 38.10 | 2.36 | 60.02 | 1.00 | 25.40 | 1.38 | 34.93 | |
| | | 2 | 62 | 1.97 | 50.01 | 4.13 | 104.90 | 1.50 | 38.10 | 2.36 | 60.02 | 1.00 | 25.40 | 1.38 | 34.93 | |
| 32 | 01 | 1 | 63 | 2.22 | 56.36 | 3.13 | 79.50 | 1.16 | 29.36 | 1.77 | 44.96 | 0.63 | 15.88 | 0.94 | 23.80 | |
| | | 2 | 64 | 2.22 | 56.36 | 4.13 | 104.90 | 1.16 | 29.36 | 1.77 | 44.96 | 0.63 | 15.88 | 0.94 | 23.80 | |
| | 02 | 1 | 65 | 2.22 | 56.36 | 3.13 | 79.50 | 1.38 | 34.93 | 2.11 | 53.67 | 0.88 | 22.23 | 1.25 | 31.75 | |
| | | 2 | 66 | 2.22 | 56.36 | 4.13 | 104.90 | 1.38 | 34.93 | 2.11 | 53.67 | 0.88 | 22.23 | 1.25 | 31.75 | |
| | 03 | 1 | 67 | 2.22 | 56.36 | 3.13 | 79.50 | 1.50 | 38.10 | 2.36 | 60.02 | 1.00 | 25.40 | 1.38 | 34.93 | |
| | | 2 | 68 | 2.22 | 56.36 | 4.13 | 104.90 | 1.50 | 38.10 | 2.36 | 60.02 | 1.00 | 25.40 | 1.38 | 34.93 | |
| | 04 | 1 | 69 | 2.22 | 56.36 | 3.13 | 79.50 | 1.78 | 45.24 | 2.77 | 70.36 | 1.25 | 31.75 | 1.63 | 41.28 | |
| | | 2 | 70 | 2.22 | 56.36 | 4.13 | 104.90 | 1.78 | 45.24 | 2.77 | 70.36 | 1.25 | 31.75 | 1.63 | 41.28 | |
| 36 | 01 | 1 | 71 | 2.47 | 62.71 | 4.13 | 104.90 | 1.38 | 34.93 | 2.11 | 53.67 | 0.88 | 22.23 | 1.25 | 31.75 | |
| | | 2 | 72 | 2.47 | 62.71 | 5.13 | 130.30 | 1.38 | 34.93 | 2.11 | 53.67 | 0.88 | 22.23 | 1.25 | 31.75 | |
| | 02 | 1 | 73 | 2.47 | 62.71 | 4.13 | 104.90 | 1.50 | 38.10 | 2.36 | 60.02 | 1.00 | 25.40 | 1.38 | 34.93 | |
| | | 2 | 74 | 2.47 | 62.71 | 5.13 | 130.30 | 1.50 | 38.10 | 2.36 | 60.02 | 1.00 | 25.40 | 1.38 | 34.93 | |
| | 03 | 1 | 75 | 2.47 | 62.71 | 4.13 | 104.90 | 1.78 | 45.24 | 2.77 | 70.36 | 1.25 | 31.75 | 1.63 | 41.28 | |
| | | 2 | 76 | 2.47 | 62.71 | 5.13 | 130.30 | 1.78 | 45.24 | 2.77 | 70.36 | 1.25 | 31.75 | 1.63 | 41.28 | |
| | 04 | 1 | 77* | 2.47 | 62.71 | 5.01 | 127.25 | 1.83 | 46.48 | 3.02 | 76.71 | 1.44 | 36.50 | 1.88 | 47.63 | |
| | | 2 | 78* | 2.47 | 62.71 | 6.01 | 152.65 | 1.83 | 46.48 | 3.02 | 76.71 | 1.44 | 36.50 | 1.88 | 47.63 | |
| | 05 | 1 | 132 | 2.47 | 62.71 | 4.13 | 104.90 | 1.06 | 26.90 | 1.55 | 39.40 | 0.50 | 12.70 | 0.75 | 19.05 | |
| | | 2 | 133 | 2.47 | 62.71 | 5.13 | 130.30 | 1.06 | 26.90 | 1.55 | 39.40 | 0.50 | 12.70 | 0.75 | 19.05 | |
| | 06 | 1 | 146 | 2.47 | 62.71 | 4.13 | 104.90 | 1.83 | 46.48 | 3.02 | 76.71 | 1.44 | 36.50 | 1.84 | 46.74 | |
| | | 2 | 147 | 2.47 | 62.71 | 5.13 | 130.30 | 1.83 | 46.48 | 3.02 | 76.71 | 1.44 | 36.50 | 1.84 | 46.74 | |
| | 07 | 1 | 148 | 2.47 | 62.71 | 4.13 | 104.90 | 1.16 | 29.36 | 1.77 | 44.96 | 0.63 | 15.88 | 0.94 | 23.80 | |
| | | 2 | 149 | 2.47 | 62.71 | 5.13 | 130.30 | 1.16 | 29.36 | 1.77 | 44.96 | 0.63 | 15.88 | 0.94 | 23.80 | |
| 40 | 01 | 1 | 79 | 2.72 | 69.06 | 4.13 | 104.90 | 1.38 | 34.93 | 2.11 | 53.67 | 0.88 | 22.23 | 1.25 | 31.75 | |
| | | 2 | 80 | 2.72 | 69.06 | 5.13 | 130.30 | 1.38 | 34.93 | 2.11 | 53.67 | 0.88 | 22.23 | 1.25 | 31.75 | |
| | 02 | 1 | 81 | 2.72 | 69.06 | 4.13 | 104.90 | 1.50 | 38.10 | 2.36 | 60.02 | 1.00 | 25.40 | 1.38 | 34.93 | |
| | | 2 | 82 | 2.72 | 69.06 | 5.13 | 130.30 | 1.50 | 38.10 | 2.36 | 60.02 | 1.00 | 25.40 | 1.38 | 34.93 | |
| | 03 | 1 | 83 | 2.72 | 69.06 | 4.13 | 104.90 | 1.78 | 45.24 | 2.77 | 70.36 | 1.25 | 31.75 | 1.63 | 41.28 | |
| | | 2 | 84 | 2.72 | 69.06 | 5.13 | 130.30 | 1.78 | 45.24 | 2.77 | 70.36 | 1.25 | 31.75 | 1.63 | 41.28 | |
| | 04 | 1 | 85 | 2.72 | 69.06 | 4.13 | 104.90 | 1.83 | 46.48 | 3.02 | 76.71 | 1.44 | 36.50 | 1.88 | 47.63 | |
| | | 2 | 86 | 2.72 | 69.06 | 5.13 | 130.30 | 1.83 | 46.48 | 3.02 | 76.71 | 1.44 | 36.50 | 1.88 | 47.63 | |
| | 05 | 1 | 134 | 2.72 | 69.06 | 4.13 | 104.90 | 1.06 | 26.90 | 1.55 | 39.40 | 0.50 | 12.70 | 0.75 | 19.05 | |
| | | 2 | 135 | 2.72 | 69.06 | 5.13 | 130.30 | 1.06 | 26.90 | 1.55 | 39.40 | 0.50 | 12.70 | 0.75 | 19.05 | |
| | 06 | 1 | 156 | 2.72 | 69.06 | 4.13 | 104.90 | 1.16 | 29.36 | 1.77 | 44.96 | 0.63 | 15.88 | 0.94 | 23.80 | |
| | | 2 | 157 | 2.72 | 69.06 | 5.13 | 130.30 | 1.16 | 29.36 | 1.77 | 44.96 | 0.63 | 15.88 | 0.94 | 23.80 | |
| 44 | 01 | 1 | 87 | 2.97 | 75.41 | 4.13 | 104.90 | 1.38 | 34.93 | 2.11 | 53.67 | 0.88 | 22.23 | 1.25 | 31.75 | |
| | | 2 | 88 | 2.97 | 75.41 | 5.13 | 130.30 | 1.38 | 34.93 | 2.11 | 53.67 | 0.88 | 22.23 | 1.25 | 31.75 | |
| | 02 | 1 | 89 | 2.97 | 75.41 | 4.13 | 104.90 | 1.50 | 38.10 | 2.36 | 60.02 | 1.00 | 25.40 | 1.38 | 34.93 | |
| | | 2 | 90 | 2.97 | 75.41 | 5.13 | 130.30 | 1.50 | 38.10 | 2.36 | 60.02 | 1.00 | 25.40 | 1.38 | 34.93 | |
| | 03 | 1 | 91 | 2.97 | 75.41 | 4.13 | 104.90 | 1.78 | 45.24 | 2.77 | 70.36 | 1.25 | 31.75 | 1.63 | 41.28 | |
| | | 2 | 92 | 2.97 | 75.41 | 5.13 | 130.30 | 1.78 | 45.24 | 2.77 | 70.36 | 1.25 | 31.75 | 1.63 | 41.28 | |
| | 04 | 1 | 93 | 2.97 | 75.41 | 4.13 | 104.90 | 1.83 | 46.48 | 3.02 | 76.71 | 1.44 | 36.50 | 1.88 | 47.63 | |
| | | 2 | 94 | 2.97 | 75.41 | 5.13 | 130.30 | 1.83 | 46.48 | 3.02 | 76.71 | 1.44 | 36.50 | 1.88 | 47.63 | |
| | 05 | 1 | 154 | 2.97 | 75.41 | 4.13 | 104.90 | 1.16 | 29.36 | 1.77 | 44.96 | 0.63 | 15.88 | 0.94 | 23.80 | |
| | | 2 | 155 | 2.97 | 75.41 | 5.13 | 130.30 | 1.16 | 29.36 | 1.77 | 44.96 | 0.63 | 15.88 | 0.94 | 23.80 | |
| 48 | 01 | 1 | 95 | 3.22 | 81.76 | 4.13 | 104.90 | 1.38 | 34.93 | 2.11 | 53.67 | 0.88 | 22.23 | 1.25 | 31.75 | |
| | | 2 | 96 | 3.22 | 81.76 | 5.13 | 130.30 | 1.38 | 34.93 | 2.11 | 53.67 | 0.88 | 22.23 | 1.25 | 31.75 | |
| | 02 | 1 | 97 | 3.22 | 81.76 | 4.13 | 104.90 | 1.50 | 38.10 | 2.36 | 60.02 | 1.00 | 25.40 | 1.38 | 34.93 | |
| | | 2 | 98 | 3.22 | 81.76 | 5.13 | 130.30 | 1.50 | 38.10 | 2.36 | 60.02 | 1.00 | 25.40 | 1.38 | 34.93 | |
| | 03 | 1 | 99 | 3.22 | 81.76 | 4.13 | 104.90 | 1.78 | 45.24 | 2.77 | 70.36 | 1.25 | 31.75 | 1.63 | 41.28 | |
| | | 2 | 100 | 3.22 | 81.76 | 5.13 | 130.30 | 1.78 | 45.24 | 2.77 | 70.36 | 1.25 | 31.75 | 1.63 | 41.28 | |
| | 04 | 1 | 101 | 3.22 | 81.76 | 4.13 | 104.90 | 1.83 | 46.48 | 3.02 | 76.71 | 1.44 | 36.50 | 1.88 | 47.63 | |
| | | 2 | 102 | 3.22 | 81.76 | 5.13 | 130.30 | 1.83 | 46.48 | 3.02 | 76.71 | 1.44 | 36.50 | 1.88 | 47.63 | |

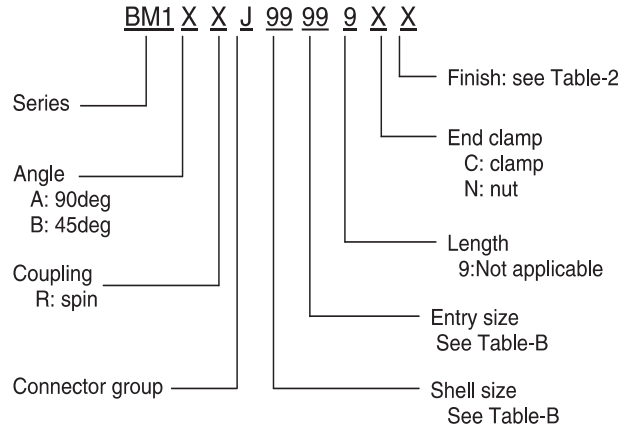


Connector Group - J

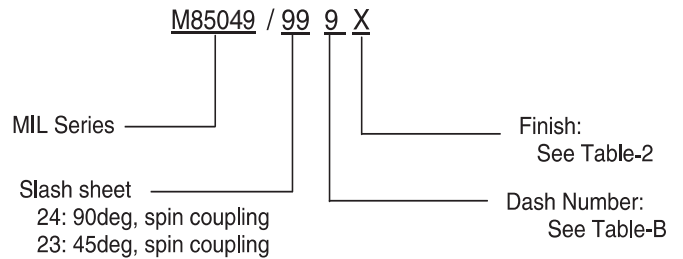
90°, 45°



Amphenol Part Number



MIL Part Number



NOTE: * For more cable entry options, contact factory

| TABLE - B | | | | | | | | | | | | | |
|---------------------------------|------------|----------------------------|----------------------|--------------|-------|---------|-------|---------|-------|---------|-------|---------|-------|
| AMPHENOL PART NUMBER DESIGNATOR | | MIL PART NUMBER DESIGNATOR | CONNECTOR SHELL SIZE | A DIA. (MAX) | | B (REF) | | C (MAX) | | D (MAX) | | E (MAX) | |
| SHELL SIZE | ENTRY SIZE | DASH NO | | INCH | MM | INCH | MM | INCH | MM | INCH | MM | INCH | MM |
| 08 | 01 | 3 | 8 | 0.62 | 15.67 | 1.03 | 26.09 | 0.67 | 17.02 | 1.26 | 32.00 | 0.63 | 16.00 |
| 10 | 01 | 4 | 10 | 0.73 | 18.64 | 1.03 | 26.09 | 0.76 | 19.30 | 1.98 | 50.29 | 0.69 | 17.53 |
| | 02 | 49* | | 0.73 | 18.64 | 1.03 | 26.09 | 1.52 | 38.61 | 2.00 | 50.80 | 1.50 | 38.10 |
| 12 | 03 | 5 | 7/12 | 0.73 | 18.64 | 1.03 | 26.09 | 0.76 | 19.30 | 1.38 | 35.05 | 0.69 | 17.53 |
| | 01 | 6 | | 0.86 | 21.79 | 1.03 | 26.09 | 0.77 | 19.56 | 2.00 | 50.80 | 0.75 | 19.05 |
| | 02 | 71* | | 0.86 | 21.79 | 1.03 | 26.09 | 1.81 | 45.97 | 2.16 | 54.86 | 1.65 | 41.91 |
| | 03 | 7 | | 0.86 | 21.79 | 1.03 | 26.09 | 0.77 | 19.56 | 2.00 | 50.80 | 0.75 | 19.05 |
| 14 | 04 | 8 | 12/14 | 0.86 | 21.79 | 1.03 | 26.09 | 0.77 | 19.56 | 1.40 | 35.56 | 0.75 | 19.05 |
| | 01 | 9 | | 0.98 | 24.99 | 1.03 | 26.09 | 0.87 | 22.10 | 2.07 | 52.58 | 0.81 | 20.57 |
| | 02 | 10 | | 0.98 | 24.99 | 1.03 | 26.09 | 0.87 | 22.10 | 1.72 | 43.69 | 0.81 | 20.57 |
| | 03 | 50* | | 0.98 | 24.99 | 1.06 | 26.90 | 1.89 | 48.01 | 2.33 | 59.18 | 1.84 | 46.74 |
| 16 | 04 | 74 | 19/16 | 0.98 | 24.99 | 1.03 | 26.09 | 0.87 | 22.10 | 2.07 | 52.58 | 0.81 | 20.57 |
| | 01 | 11 | | 1.11 | 28.24 | 1.03 | 26.09 | 1.05 | 26.67 | 2.16 | 54.86 | 0.91 | 23.11 |
| | 02 | 12 | | 1.11 | 28.24 | 1.06 | 26.90 | 1.05 | 26.67 | 1.81 | 45.97 | 0.91 | 23.11 |
| | 03 | 40 | | 1.11 | 28.24 | 1.03 | 26.09 | 1.05 | 26.67 | 2.16 | 54.86 | 0.91 | 23.11 |
| | 04 | 51* | | 1.11 | 28.24 | 1.16 | 29.36 | 2.04 | 51.82 | 2.44 | 61.98 | 1.94 | 49.28 |
| | 05 | 75 | | 1.11 | 28.24 | 1.03 | 26.09 | 1.05 | 26.67 | 2.16 | 54.86 | 0.91 | 23.11 |

Table Continued

Connector Group - J

90°, 45°

| TABLE - B | | | | | | | | | | | | | |
|---------------------------------|------------|----------------------------|----------------------|--------------|-------|---------|-------|---------|-------|---------|-------|---------|-------|
| AMPHENOL PART NUMBER DESIGNATOR | | MIL PART NUMBER DESIGNATOR | CONNECTOR SHELL SIZE | A DIA. (MAX) | | B (REF) | | C (MAX) | | D (MAX) | | E (MAX) | |
| SHELL SIZE | ENTRY SIZE | DASH NO | | INCH | MM | INCH | MM | INCH | MM | INCH | MM | INCH | MM |
| 18 | 01 | 13 | 27/18 | 1.22 | 30.94 | 1.03 | 26.09 | 1.14 | 28.96 | 2.33 | 59.18 | 1.09 | 27.69 |
| | 02 | 14 | | 1.22 | 30.94 | 1.16 | 29.36 | 1.14 | 28.96 | 1.98 | 50.29 | 1.09 | 27.69 |
| | 03 | 41 | | 1.22 | 30.94 | 1.03 | 26.09 | 1.14 | 28.96 | 2.33 | 59.18 | 1.09 | 27.69 |
| | 04 | 42 | | 1.22 | 30.94 | 1.03 | 26.09 | 1.14 | 28.96 | 2.33 | 59.18 | 1.09 | 27.69 |
| | 05 | 52 | | 1.22 | 30.94 | 1.06 | 26.90 | 1.14 | 28.96 | 2.33 | 59.18 | 1.09 | 27.69 |
| | 06 | 72* | | 1.22 | 30.94 | 1.16 | 29.36 | 2.05 | 52.07 | 2.44 | 61.98 | 1.94 | 49.28 |
| 20 | 01 | 15 | 37/20 | 1.35 | 34.16 | 1.03 | 26.09 | 1.14 | 28.96 | 2.33 | 59.18 | 1.09 | 27.69 |
| | 02 | 16 | | 1.35 | 34.16 | 1.16 | 29.36 | 1.14 | 28.96 | 1.98 | 50.29 | 1.09 | 27.69 |
| | 03 | 43 | | 1.35 | 34.16 | 1.03 | 26.09 | 1.14 | 28.96 | 2.33 | 59.18 | 1.09 | 27.69 |
| | 04 | 54 | | 1.35 | 34.16 | 1.06 | 26.90 | 1.14 | 28.96 | 2.33 | 59.18 | 1.09 | 27.69 |
| | 05 | 55 | | 1.35 | 34.16 | 1.38 | 34.93 | 2.14 | 54.36 | 2.61 | 66.29 | 2.06 | 52.32 |
| 22 | 01 | 17 | 22 | 1.47 | 37.29 | 1.06 | 26.90 | 1.29 | 32.77 | 2.44 | 61.98 | 1.19 | 30.23 |
| | 02 | 18 | | 1.47 | 37.29 | 1.38 | 34.93 | 1.29 | 32.77 | 2.09 | 53.09 | 1.19 | 30.23 |
| | 03 | 44 | | 1.47 | 37.29 | 1.03 | 26.09 | 1.29 | 32.77 | 2.44 | 61.98 | 1.19 | 30.23 |
| | 04 | 45 | | 1.47 | 37.29 | 1.03 | 26.09 | 1.29 | 32.77 | 2.44 | 61.98 | 1.19 | 30.23 |
| | 05 | 56 | | 1.47 | 37.29 | 1.03 | 26.09 | 1.29 | 32.77 | 2.44 | 61.98 | 1.19 | 30.23 |
| | 06 | 57 | | 1.47 | 37.29 | 1.16 | 29.36 | 1.29 | 32.77 | 2.44 | 61.98 | 1.19 | 30.23 |
| | 07 | 58* | | 1.47 | 37.29 | 1.38 | 34.93 | 2.14 | 54.36 | 2.61 | 66.29 | 2.06 | 52.32 |
| 24 | 01 | 19 | 24 | 1.59 | 40.46 | 1.06 | 26.90 | 1.29 | 32.77 | 2.44 | 61.98 | 1.19 | 30.23 |
| | 02 | 20 | | 1.59 | 40.46 | 1.38 | 34.93 | 1.29 | 32.77 | 2.09 | 53.09 | 1.19 | 30.23 |
| | 03 | 46 | | 1.59 | 40.46 | 1.03 | 26.09 | 1.29 | 32.77 | 2.44 | 61.98 | 1.19 | 30.23 |
| | 04 | 59 | | 1.59 | 40.46 | 1.16 | 29.36 | 1.29 | 32.77 | 2.44 | 61.98 | 1.19 | 30.23 |
| | 05 | 73* | | 1.59 | 40.46 | 1.38 | 34.93 | 2.15 | 54.61 | 2.61 | 66.29 | 2.06 | 52.32 |
| 28 | 01 | 21 | 28 | 1.97 | 50.01 | 1.16 | 29.36 | 1.39 | 35.31 | 2.61 | 66.29 | 1.31 | 33.27 |
| | 02 | 22 | | 1.97 | 50.01 | 1.50 | 38.10 | 1.39 | 35.31 | 2.26 | 57.40 | 1.31 | 33.27 |
| | 03 | 60 | | 1.97 | 50.01 | 1.06 | 26.90 | 1.39 | 35.31 | 2.61 | 66.29 | 1.31 | 33.27 |
| | 04 | 61 | | 1.97 | 50.01 | 1.38 | 34.93 | 1.39 | 35.31 | 2.61 | 66.29 | 1.31 | 33.27 |
| 32 | 01 | 23 | 32 | 2.22 | 56.36 | 1.16 | 29.36 | 1.74 | 44.20 | 2.86 | 72.64 | 1.38 | 35.05 |
| | 02 | 24 | | 2.22 | 56.36 | 1.38 | 34.93 | 1.74 | 44.20 | 2.86 | 72.64 | 1.38 | 35.05 |
| | 03 | 25 | | 2.22 | 56.36 | 1.78 | 45.24 | 1.74 | 44.20 | 2.51 | 63.75 | 1.38 | 35.05 |
| | 04 | 62 | | 2.22 | 56.36 | 1.50 | 38.10 | 1.74 | 44.20 | 2.86 | 72.64 | 1.38 | 35.05 |
| 36 | 01 | 26 | 36 | 2.47 | 62.71 | 1.16 | 29.36 | 1.94 | 49.28 | 2.83 | 71.88 | 1.41 | 35.81 |
| | 02 | 27 | | 2.47 | 62.71 | 1.50 | 38.10 | 1.94 | 49.28 | 2.83 | 71.88 | 1.41 | 35.81 |
| | 03 | 28 | | 2.47 | 62.71 | 1.83 | 46.48 | 1.94 | 49.28 | 2.48 | 62.99 | 1.41 | 35.81 |
| | 04 | 47 | | 2.47 | 62.71 | 1.06 | 26.90 | 1.94 | 49.28 | 2.83 | 71.88 | 1.41 | 35.81 |
| | 05 | 63 | | 2.47 | 62.71 | 1.38 | 34.93 | 1.94 | 49.28 | 2.83 | 71.88 | 1.41 | 35.81 |
| | 06 | 64 | | 2.47 | 62.71 | 1.78 | 45.24 | 1.94 | 49.28 | 2.83 | 71.88 | 1.41 | 35.81 |
| 40 | 01 | 29 | 40 | 2.72 | 69.06 | 1.16 | 29.36 | 2.69 | 68.33 | 2.83 | 71.88 | 2.16 | 54.86 |
| | 02 | 30 | | 2.72 | 69.06 | 1.50 | 38.10 | 2.69 | 68.33 | 2.83 | 71.88 | 2.16 | 54.86 |
| | 03 | 31 | | 2.72 | 69.06 | 1.83 | 46.48 | 2.69 | 68.33 | 2.48 | 62.99 | 2.16 | 54.86 |
| | 04 | 48 | | 2.72 | 69.06 | 1.06 | 26.90 | 1.94 | 49.28 | 2.83 | 71.88 | 2.16 | 54.86 |
| | 05 | 65 | | 2.72 | 69.06 | 1.38 | 34.93 | 2.69 | 68.33 | 2.83 | 71.88 | 2.16 | 54.86 |
| | 06 | 66 | | 2.72 | 69.06 | 1.78 | 45.24 | 2.69 | 68.33 | 2.83 | 71.88 | 2.16 | 54.86 |
| 44 | 01 | 32 | 44 | 2.97 | 75.41 | 1.16 | 29.36 | 2.69 | 68.33 | 2.83 | 71.88 | 2.16 | 54.86 |
| | 02 | 33 | | 2.97 | 75.41 | 1.50 | 38.10 | 2.69 | 68.33 | 2.83 | 71.88 | 2.16 | 54.86 |
| | 03 | 34 | | 2.97 | 75.41 | 1.83 | 46.48 | 2.69 | 68.33 | 2.48 | 62.99 | 2.16 | 54.86 |
| | 04 | 67 | | 2.97 | 75.41 | 1.38 | 34.93 | 2.69 | 68.33 | 2.83 | 71.88 | 2.16 | 54.86 |
| | 05 | 68 | | 2.97 | 75.41 | 1.78 | 45.24 | 2.69 | 68.33 | 2.83 | 71.88 | 2.16 | 54.86 |
| 48 | 01 | 35 | 48 | 3.22 | 81.76 | 1.16 | 29.36 | 2.69 | 68.33 | 2.83 | 71.88 | 2.16 | 54.86 |
| | 02 | 36 | | 3.22 | 81.76 | 1.50 | 38.10 | 2.69 | 68.33 | 2.83 | 71.88 | 2.16 | 54.86 |
| | 03 | 37 | | 3.22 | 81.76 | 1.83 | 46.48 | 2.69 | 68.33 | 2.48 | 62.99 | 2.16 | 54.86 |
| | 04 | 69 | | 3.22 | 81.76 | 1.38 | 34.93 | 2.69 | 68.33 | 2.83 | 71.88 | 2.16 | 54.86 |
| | 05 | 70 | | 3.22 | 81.76 | 1.78 | 45.24 | 2.69 | 68.33 | 2.83 | 71.88 | 2.16 | 54.86 |

Table Continued



Connector Group - J

90°, 45°

| TABLE - B | | | | | | | | | | | |
|---------------------------------|------------|----------------------------|----------------------|---------|-------|---------|-------|-------------|-------|------|-------|
| AMPHENOL PART NUMBER DESIGNATOR | | MIL PART NUMBER DESIGNATOR | CONNECTOR SHELL SIZE | F (MAX) | | G (MAX) | | CABLE RANGE | | | |
| SHELL SIZE | ENTRY SIZE | DASH NO | | INCH | MM | INCH | MM | MIN | | MAX | |
| | | | | | | | | INCH | MM | INCH | MM |
| 08 | 01 | 3 | 8 | 1.25 | 31.75 | 0.96 | 24.31 | 0.13 | 3.18 | 0.25 | 6.35 |
| 10 | 01 | 4 | 10 | 1.92 | 48.77 | 0.96 | 24.31 | 0.13 | 3.18 | 0.31 | 7.92 |
| | 02 | 49* | | 1.98 | 50.29 | 1.15 | 29.08 | 0.25 | 6.35 | 0.44 | 11.10 |
| 12 | 03 | 5 | 7/12 | 1.31 | 33.27 | 1.15 | 29.08 | 0.25 | 6.35 | 0.38 | 9.53 |
| | 01 | 6 | | 1.98 | 50.29 | 0.96 | 24.31 | 0.13 | 3.18 | 0.31 | 7.92 |
| | 02 | 71* | | 2.18 | 55.37 | 1.33 | 33.83 | 0.35 | 8.89 | 0.63 | 15.88 |
| | 03 | 7 | | 1.98 | 50.29 | 1.15 | 29.08 | 0.25 | 6.35 | 0.44 | 11.10 |
| 14 | 04 | 8 | 12/14 | 1.98 | 50.29 | 1.33 | 33.83 | 0.35 | 8.89 | 0.50 | 12.70 |
| | 01 | 9 | | 2.07 | 52.58 | 1.15 | 29.08 | 0.25 | 6.35 | 0.44 | 11.10 |
| | 02 | 10 | | 1.72 | 43.69 | 1.33 | 33.83 | 0.35 | 8.89 | 0.58 | 14.61 |
| | 03 | 50* | | 2.37 | 60.20 | 1.55 | 39.40 | 0.50 | 12.70 | 0.75 | 19.05 |
| 16 | 04 | 74 | 19/16 | 2.07 | 52.58 | 0.96 | 24.31 | 0.13 | 3.18 | 0.31 | 7.92 |
| | 01 | 11 | | 2.18 | 55.37 | 1.15 | 29.08 | 0.25 | 6.35 | 0.44 | 11.10 |
| | 02 | 12 | | 1.82 | 46.23 | 1.55 | 39.40 | 0.50 | 12.70 | 0.70 | 17.78 |
| | 03 | 40 | | 2.18 | 55.37 | 1.33 | 33.83 | 0.35 | 8.89 | 0.63 | 15.88 |
| | 04 | 51* | | 2.52 | 64.01 | 1.77 | 44.96 | 0.63 | 15.88 | 0.94 | 23.80 |
| 18 | 05 | 75 | 27/18 | 2.18 | 55.37 | 0.96 | 24.31 | 0.13 | 3.18 | 0.31 | 7.92 |
| | 01 | 13 | | 2.37 | 60.20 | 1.33 | 33.83 | 0.35 | 8.89 | 0.63 | 15.88 |
| | 02 | 14 | | 2.00 | 50.80 | 1.77 | 44.96 | 0.63 | 15.88 | 0.78 | 19.79 |
| | 03 | 41 | | 2.37 | 60.20 | 0.96 | 24.31 | 0.13 | 3.18 | 0.31 | 7.92 |
| | 04 | 42 | | 2.37 | 60.20 | 1.15 | 29.08 | 0.25 | 6.35 | 0.44 | 11.10 |
| | 05 | 52 | | 2.37 | 60.20 | 1.55 | 39.40 | 0.50 | 12.70 | 0.75 | 19.05 |
| 20 | 06 | 72* | 37/20 | 2.52 | 64.01 | 1.77 | 44.96 | 0.63 | 15.88 | 0.94 | 23.80 |
| | 01 | 15 | | 2.37 | 60.20 | 1.33 | 33.83 | 0.35 | 8.89 | 0.63 | 15.88 |
| | 02 | 16 | | 2.00 | 50.80 | 1.77 | 44.96 | 0.63 | 15.88 | 0.90 | 22.96 |
| | 03 | 43 | | 2.37 | 60.20 | 1.15 | 29.08 | 0.25 | 6.35 | 0.44 | 11.10 |
| | 04 | 54 | | 2.37 | 60.20 | 1.55 | 39.40 | 0.50 | 12.70 | 0.75 | 19.05 |
| 22 | 05 | 55 | 22 | 2.57 | 65.28 | 2.11 | 53.67 | 0.88 | 22.23 | 1.25 | 31.75 |
| | 01 | 17 | | 2.52 | 64.01 | 1.55 | 39.40 | 0.50 | 12.70 | 0.75 | 19.05 |
| | 02 | 18 | | 2.16 | 54.86 | 2.11 | 53.67 | 0.88 | 22.23 | 1.03 | 26.14 |
| | 03 | 44 | | 2.52 | 64.01 | 0.96 | 24.31 | 0.13 | 3.18 | 0.31 | 7.92 |
| | 04 | 45 | | 2.52 | 64.01 | 1.15 | 29.08 | 0.25 | 6.35 | 0.44 | 11.10 |
| | 05 | 56 | | 2.52 | 64.01 | 1.33 | 33.83 | 0.35 | 8.89 | 0.63 | 15.88 |
| | 06 | 57 | | 2.52 | 64.01 | 1.77 | 44.96 | 0.63 | 15.88 | 0.94 | 23.80 |
| 24 | 07 | 58* | 24 | 2.57 | 65.28 | 2.11 | 53.67 | 0.88 | 22.23 | 1.25 | 31.75 |
| | 01 | 19 | | 2.52 | 64.01 | 1.55 | 39.40 | 0.50 | 12.70 | 0.75 | 19.05 |
| | 02 | 20 | | 2.16 | 54.86 | 2.11 | 53.67 | 0.88 | 22.23 | 1.14 | 29.06 |
| | 03 | 46 | | 2.52 | 64.01 | 1.33 | 33.83 | 0.35 | 8.89 | 0.63 | 15.88 |
| | 04 | 59 | | 2.52 | 64.01 | 1.77 | 44.96 | 0.63 | 15.88 | 0.94 | 23.80 |
| 28 | 05 | 73* | 28 | 2.57 | 65.28 | 2.12 | 53.75 | 0.88 | 22.23 | 1.25 | 31.75 |
| | 01 | 21 | | 2.57 | 65.28 | 1.77 | 44.96 | 0.63 | 15.88 | 0.94 | 23.80 |
| | 02 | 22 | | 2.22 | 56.39 | 2.36 | 60.02 | 1.00 | 25.40 | 1.38 | 34.93 |
| | 03 | 60 | | 2.57 | 65.28 | 1.55 | 39.40 | 0.50 | 12.70 | 0.75 | 19.05 |
| 32 | 04 | 61 | 32 | 2.57 | 65.28 | 2.11 | 53.67 | 0.88 | 22.23 | 1.25 | 31.75 |
| | 01 | 23 | | 2.67 | 67.82 | 1.77 | 44.96 | 0.63 | 15.88 | 0.94 | 23.80 |
| | 02 | 24 | | 2.67 | 67.82 | 2.11 | 53.67 | 0.88 | 22.23 | 1.25 | 31.75 |
| | 03 | 25 | | 2.32 | 58.93 | 2.77 | 70.36 | 1.25 | 31.75 | 1.63 | 41.28 |
| | 04 | 62 | | 2.67 | 67.82 | 2.36 | 60.02 | 1.00 | 25.40 | 1.38 | 34.93 |

Table Continued



Connector Group - J

90°, 45°

| TABLE - B | | | | | | | | | | | |
|---------------------------------------|---------------|----------------------------------|-------------------------|---------|-------|---------|-------|-------------|-------|------|-------|
| AMPHENOL PART NUMBER DESIGNATOR | | MIL PART NUMBER DESIGNATOR | CONNECTOR SHELL SIZE | F (MAX) | | G (MAX) | | CABLE RANGE | | | |
| SHELL SIZE | ENTRY SIZE | DASH NO | | INCH | MM | INCH | MM | MIN | | MAX | |
| | | | | | | | | INCH | MM | INCH | MM |
| 32 | 01 | 23 | 32 | 2.67 | 67.82 | 1.77 | 44.96 | 0.63 | 15.88 | 0.94 | 23.80 |
| | 02 | 24 | | 2.67 | 67.82 | 2.11 | 53.67 | 0.88 | 22.23 | 1.25 | 31.75 |
| | 03 | 25 | | 2.32 | 58.93 | 2.77 | 70.36 | 1.25 | 31.75 | 1.63 | 41.28 |
| | 04 | 62 | | 2.67 | 67.82 | 2.36 | 60.02 | 1.00 | 25.40 | 1.38 | 34.93 |
| 36 | 01 | 26 | 36 | 2.76 | 70.10 | 1.77 | 44.96 | 0.63 | 15.88 | 0.94 | 23.80 |
| | 02 | 27 | | 2.76 | 70.10 | 2.36 | 60.02 | 1.00 | 25.40 | 1.38 | 34.93 |
| | 03 | 28 | | 2.41 | 61.21 | 3.02 | 76.71 | 1.44 | 36.50 | 1.84 | 46.74 |
| | 04 | 47 | | 2.76 | 70.10 | 1.55 | 39.40 | 0.50 | 12.70 | 0.75 | 19.05 |
| | 05 | 63 | | 2.76 | 70.10 | 2.11 | 53.67 | 0.88 | 22.23 | 1.25 | 31.75 |
| | 06 | 64 | | 2.76 | 70.10 | 2.77 | 70.36 | 1.25 | 31.75 | 1.63 | 41.28 |
| 40 | 01 | 29 | 40 | 2.76 | 70.10 | 1.77 | 44.96 | 0.63 | 15.88 | 0.94 | 23.80 |
| | 02 | 30 | | 2.76 | 70.10 | 2.36 | 60.02 | 1.00 | 25.40 | 1.38 | 34.93 |
| | 03 | 31 | | 2.41 | 61.21 | 3.02 | 76.71 | 1.44 | 36.50 | 1.88 | 47.63 |
| | 04 | 48 | | 2.76 | 70.10 | 1.55 | 39.40 | 0.50 | 12.70 | 0.75 | 19.05 |
| | 05 | 65 | | 2.76 | 70.10 | 2.11 | 53.67 | 0.88 | 22.23 | 1.25 | 31.75 |
| | 06 | 66 | | 2.76 | 70.10 | 2.77 | 70.36 | 1.25 | 31.75 | 1.63 | 41.28 |
| 44 | 01 | 32 | 44 | 2.76 | 70.10 | 1.77 | 44.96 | 0.63 | 15.88 | 0.94 | 23.80 |
| | 02 | 33 | | 2.76 | 70.10 | 2.36 | 60.02 | 1.00 | 25.40 | 1.38 | 34.93 |
| | 03 | 34 | | 2.41 | 61.21 | 3.02 | 76.71 | 1.44 | 36.50 | 1.88 | 47.63 |
| | 04 | 67 | | 2.76 | 70.10 | 2.11 | 53.67 | 0.88 | 22.23 | 1.25 | 31.75 |
| | 05 | 68 | | 2.76 | 70.10 | 2.77 | 70.36 | 1.25 | 31.75 | 1.63 | 41.28 |
| 48 | 01 | 35 | 48 | 2.76 | 70.10 | 1.77 | 44.96 | 0.63 | 15.88 | 0.94 | 23.80 |
| | 02 | 36 | | 2.76 | 70.10 | 2.36 | 60.02 | 1.00 | 25.40 | 1.38 | 34.93 |
| | 03 | 37 | | 2.41 | 61.21 | 3.02 | 76.71 | 1.44 | 36.50 | 1.88 | 47.63 |
| | 04 | 69 | | 2.76 | 70.10 | 2.11 | 53.67 | 0.88 | 22.23 | 1.25 | 31.75 |
| | 05 | 70 | | 2.76 | 70.10 | 2.77 | 70.36 | 1.25 | 31.75 | 1.63 | 41.28 |



Connector Group - K

Straight



NOTE: * For more cable entry and length options, contact factory

| AMPHENOL PART NUMBER DESIGNATOR | | MIL PART NUMBER DESIGNATOR | | | | CONNECTOR SHELL SIZE SE - II / I | CABLE RANGE | | | | L (MAX) | | Y (MAX) | |
|---------------------------------|------------|----------------------------|----------------------|------------|--------|----------------------------------|-------------|-------|------|-------|---------|-------|---------|-------|
| SHELL SIZE | ENTRY SIZE | LENGTH | ACCESSORY SHELL SIZE | CLAMP SIZE | LENGTH | | MIN | | MAX | | INCH | MM | INCH | MM |
| | | | | | | | INCH | MM | INCH | MM | | | | |
| 08 | 01 | 1 | 08 | 1 | STD. | 8 / 9 | 0.06 | 1.57 | 0.13 | 3.18 | 1.53 | 38.86 | 0.78 | 19.81 |
| | | A | | | 2.53 | | | | | | 64.26 | | | |
| | 02 | 1 | | 2 | STD. | | 0.13 | 3.18 | 0.25 | 6.35 | 1.53 | 38.86 | 0.97 | 24.64 |
| | | A | | | 2.53 | | | | | | 64.26 | | | |
| 10 | 01 | 1 | 10 | 1 | STD. | 10 / 11 | 0.06 | 1.57 | 0.13 | 3.18 | 1.53 | 38.86 | 0.78 | 19.81 |
| | | A | | | 2.53 | | | | | | 64.26 | | | |
| | 02 | 1 | | 2 | STD. | | 0.13 | 3.18 | 0.25 | 6.35 | 1.53 | 38.86 | 0.97 | 24.64 |
| | | A | | | 2.53 | | | | | | 64.26 | | | |
| | 03 | 1 | | 2 | STD. | | 0.25 | 6.35 | 0.38 | 9.53 | 1.53 | 38.86 | 1.06 | 26.92 |
| | | A | | | 2.53 | | | | | | 64.26 | | | |
| 12 | 01 | 1 | 12 | 2 | STD. | 12 / 13 | 0.13 | 3.18 | 0.25 | 6.35 | 1.53 | 38.86 | 0.97 | 24.64 |
| | | A | | | 2.53 | | | | | | 64.26 | | | |
| | 02 | 1 | | 3 | STD. | | 0.25 | 6.35 | 0.38 | 9.53 | 1.53 | 38.86 | 1.06 | 26.92 |
| | | A | | | 2.53 | | | | | | 64.26 | | | |
| | 03 | 1 | | 2 | STD. | | 0.31 | 7.92 | 0.50 | 12.70 | 1.53 | 38.86 | 1.16 | 29.46 |
| | | A | | | 2.53 | | | | | | 64.26 | | | |
| 14 | 01 | 1 | 14 | 2 | STD. | 14 / 15 | 0.13 | 3.18 | 0.25 | 6.35 | 1.53 | 38.86 | 0.97 | 24.64 |
| | | A | | | 2.53 | | | | | | 64.26 | | | |
| | | B | | | 3.53 | | | | | | 89.66 | | | |
| | 02 | 1 | | 3 | STD. | | 0.25 | 6.35 | 0.38 | 9.53 | 1.53 | 38.86 | 1.06 | 26.92 |
| | | A | | | 2.53 | | | | | | 64.26 | | | |
| | | B | | | 3.53 | | | | | | 89.66 | | | |
| | 03 | 1 | | 2 | STD. | | 0.31 | 7.92 | 0.50 | 12.70 | 1.53 | 38.86 | 1.16 | 29.46 |
| | | A | | | 2.53 | | | | | | 64.26 | | | |
| | | B | | | 3.53 | | | | | | 89.66 | | | |
| | 04 | 1 | | 3 | STD. | | 0.44 | 11.10 | 0.63 | 15.88 | 1.53 | 38.86 | 1.25 | 31.75 |
| | | A | | | 2.53 | | | | | | 64.26 | | | |
| | | B | | | 3.53 | | | | | | 89.66 | | | |

Table Continued

Connector Group - K

Straight

| TABLE - A | | | | | | | | | | | | | | | | |
|---------------------------------|------------|--------|----------------------------|------------|--------|----------------------------------|-------------|-------|-------|-------|---------|--------|---------|-------|------|-------|
| AMPHENOL PART NUMBER DESIGNATOR | | | MIL PART NUMBER DESIGNATOR | | | CONNECTOR SHELL SIZE SE - II / I | CABLE RANGE | | | | L (MAX) | | Y (MAX) | | | |
| SHELL SIZE | ENTRY SIZE | LENGTH | ACCESSORY SHELL SIZE | CLAMP SIZE | LENGTH | | MIN | | MAX | | INCH | MM | INCH | MM | | |
| | | | | | | | INCH | MM | INCH | MM | | | | | | |
| 16 | 01 | 1 | 16 | 2 | STD. | 16 / 17 | 0.13 | 3.18 | 0.25 | 6.35 | 1.53 | 38.86 | 0.97 | 24.64 | | |
| | | 2 | | | A | | | | | | 2.53 | 64.26 | | | | |
| | | 3 | | | B | | | | | | 3.53 | 89.66 | | | | |
| | 02 | 1 | | | STD. | | 0.25 | 6.35 | 0.38 | 9.53 | 1.53 | 38.86 | | | 1.06 | 26.92 |
| | | 2 | | | A | | | | | | 2.53 | 64.26 | | | | |
| | | 3 | | | B | | | | | | 3.53 | 89.66 | | | | |
| | 03 | 1 | | STD. | 0.31 | | 7.92 | 0.50 | 12.70 | 1.53 | 38.86 | 1.16 | 29.46 | | | |
| | | 2 | | A | | | | | | 2.53 | 64.26 | | | | | |
| | | 3 | | B | | | | | | 3.53 | 89.66 | | | | | |
| | 04 | 1 | | STD. | 0.44 | | 11.10 | 0.63 | 15.88 | 1.53 | 38.86 | 1.25 | 31.75 | | | |
| | | 2 | | A | | | | | | 2.53 | 64.26 | | | | | |
| | | 3 | | B | | | | | | 3.53 | 89.66 | | | | | |
| 05 | 1 | STD. | 0.56 | 14.27 | 0.75 | 19.05 | 1.53 | 38.86 | 1.38 | 35.05 | | | | | | |
| | 2 | A | | | | | 2.53 | 64.26 | | | | | | | | |
| | 3 | B | | | | | 3.53 | 89.66 | | | | | | | | |
| 18 | 01 | 1 | 18 | 3 | STD. | 18 / 19 | 0.25 | 6.35 | 0.38 | 9.53 | 1.53 | 38.86 | 1.06 | 26.92 | | |
| | | 2 | | | A | | | | | | 2.53 | 64.26 | | | | |
| | | 3 | | | B | | | | | | 3.53 | 89.66 | | | | |
| | 02 | 1 | | | STD. | | 0.31 | 7.92 | 0.50 | 12.70 | 1.53 | 38.86 | | | 1.16 | 29.46 |
| | | 2 | | | A | | | | | | 2.53 | 64.26 | | | | |
| | | 3 | | | B | | | | | | 3.53 | 89.66 | | | | |
| | 03 | 1 | | STD. | 0.44 | | 11.10 | 0.63 | 15.88 | 1.53 | 38.86 | 1.25 | 31.75 | | | |
| | | 2 | | A | | | | | | 2.53 | 64.26 | | | | | |
| | | 3 | | B | | | | | | 3.53 | 89.66 | | | | | |
| | 04 | 1 | | STD. | 0.56 | | 14.27 | 0.75 | 19.05 | 1.53 | 38.86 | 1.38 | 35.05 | | | |
| | | 2 | | A | | | | | | 2.53 | 64.26 | | | | | |
| | | 3 | | B | | | | | | 3.53 | 89.66 | | | | | |
| | 05 | 1 | | STD. | 0.69 | | 17.45 | 0.88 | 22.23 | 1.53 | 38.86 | 1.50 | 38.10 | | | |
| | | 2 | | A | | | | | | 2.53 | 64.26 | | | | | |
| | | 3 | | B | | | | | | 3.53 | 89.66 | | | | | |
| 20 | 01 | 1 | 20 | 3 | STD. | 20 / 21 | 0.25 | 6.35 | 0.38 | 9.53 | 1.53 | 38.86 | 1.06 | 26.92 | | |
| | | 2 | | | A | | | | | | 2.53 | 64.26 | | | | |
| | | 3 | | | B | | | | | | 3.53 | 89.66 | | | | |
| | | 4 | | | C | | | | | | 4.53 | 115.06 | | | | |
| | 02 | 1 | | | STD. | | 0.31 | 7.92 | 0.50 | 12.70 | 1.53 | 38.86 | | | 1.16 | 29.46 |
| | | 2 | | | A | | | | | | 2.53 | 64.26 | | | | |
| | | 3 | | | B | | | | | | 3.53 | 89.66 | | | | |
| | | 4 | | | C | | | | | | 4.53 | 115.06 | | | | |
| | 03 | 1 | | | STD. | | 0.44 | 11.10 | 0.63 | 15.88 | 1.53 | 38.86 | | | 1.25 | 31.75 |
| | | 2 | | | A | | | | | | 2.53 | 64.26 | | | | |
| | | 3 | | | B | | | | | | 3.53 | 89.66 | | | | |
| | | 4 | | | C | | | | | | 4.53 | 115.06 | | | | |
| | 04 | 1 | | STD. | 0.56 | | 14.27 | 0.75 | 19.05 | 1.53 | 38.86 | 1.38 | 35.05 | | | |
| | | 2 | | A | | | | | | 2.53 | 64.26 | | | | | |
| | | 3 | | B | | | | | | 3.53 | 89.66 | | | | | |
| | | 4 | | C | | | | | | 4.53 | 115.06 | | | | | |
| | 05 | 1 | | STD. | 0.69 | | 17.45 | 0.88 | 22.23 | 1.53 | 38.86 | 1.50 | 38.10 | | | |
| | | 2 | | A | | | | | | 2.53 | 64.26 | | | | | |
| | | 3 | | B | | | | | | 3.53 | 89.66 | | | | | |
| | | 4 | | C | | | | | | 4.53 | 115.06 | | | | | |
| | 06 | 1 | | STD. | 0.81 | | 20.62 | 1.00 | 25.40 | 1.53 | 38.86 | 1.63 | 41.40 | | | |
| | | 2 | | A | | | | | | 2.53 | 64.26 | | | | | |
| | | 3 | | B | | | | | | 3.53 | 89.66 | | | | | |
| | | 4 | | C | | | | | | 4.53 | 115.06 | | | | | |

Table Continued



Connector Group - K

Straight

TABLE - A

| AMPHENOL PART NUMBER DESIGNATOR | | | MIL PART NUMBER DESIGNATOR | | | CONNECTOR SHELL SIZE SE - II / I | CABLE RANGE | | | | L (MAX) | | Y (MAX) | | | |
|---------------------------------|------------|--------|----------------------------|------------|--------|-------------------------------------|-------------|---------|------|-------|---------|--------|---------|--------|------|-------|
| SHELL SIZE | ENTRY SIZE | LENGTH | ACCESSORY SHELL SIZE | CLAMP SIZE | LENGTH | | MIN | | MAX | | INCH | MM | INCH | MM | | |
| | | | | | | | INCH | MM | INCH | MM | | | | | | |
| 22 | 01 | 1 | 22 | 3 | STD. | 22 / 23 | 0.25 | 6.35 | 0.38 | 9.53 | 1.53 | 38.86 | 1.06 | 26.92 | | |
| | | 2 | | | A | | | | | | 2.53 | 64.26 | | | | |
| | | 3 | | | B | | | | | | 3.53 | 89.66 | | | | |
| | | 4 | | | C | | | | | | 4.53 | 115.06 | | | | |
| | 02 | 1 | | 4 | STD. | | 4 | 22 / 23 | 0.31 | 7.92 | 0.50 | 12.70 | 1.53 | 38.86 | 1.16 | 29.46 |
| | | 2 | | | A | | | | | | | | 2.53 | 64.26 | | |
| | | 3 | | | B | | | | | | | | 3.53 | 89.66 | | |
| | | 4 | | | C | | | | | | | | 4.53 | 115.06 | | |
| | 03 | 1 | | 5 | STD. | | 5 | 22 / 23 | 0.44 | 11.10 | 0.63 | 15.88 | 1.53 | 38.86 | 1.25 | 31.75 |
| | | 2 | | | A | | | | | | | | 2.53 | 64.26 | | |
| | | 3 | | | B | | | | | | | | 3.53 | 89.66 | | |
| | | 4 | | | C | | | | | | | | 4.53 | 115.06 | | |
| | 04 | 1 | | 6 | STD. | | 6 | 22 / 23 | 0.56 | 14.27 | 0.75 | 19.05 | 1.53 | 38.86 | 1.38 | 35.05 |
| | | 2 | | | A | | | | | | | | 2.53 | 64.26 | | |
| | | 3 | | | B | | | | | | | | 3.53 | 89.66 | | |
| | | 4 | | | C | | | | | | | | 4.53 | 115.06 | | |
| | 05 | 1 | | 7 | STD. | | 7 | 22 / 23 | 0.69 | 17.45 | 0.88 | 22.23 | 1.53 | 38.86 | 1.50 | 38.10 |
| | | 2 | | | A | | | | | | | | 2.53 | 64.26 | | |
| | | 3 | | | B | | | | | | | | 3.53 | 89.66 | | |
| | | 4 | | | C | | | | | | | | 4.53 | 115.06 | | |
| | 06 | 1 | | 8 | STD. | | 8 | 22 / 23 | 0.81 | 20.62 | 1.00 | 25.40 | 1.53 | 38.86 | 1.63 | 41.40 |
| | | 2 | | | A | | | | | | | | 2.53 | 64.26 | | |
| | | 3 | | | B | | | | | | | | 3.53 | 89.66 | | |
| | | 4 | | | C | | | | | | | | 4.53 | 115.06 | | |
| | 07 | 1 | | 9 | STD. | | 9 | 22 / 23 | 0.94 | 23.80 | 1.13 | 28.58 | 1.53 | 38.86 | 1.75 | 44.45 |
| | | 2 | | | A | | | | | | | | 2.53 | 64.26 | | |
| | | 3 | | | B | | | | | | | | 3.53 | 89.66 | | |
| | | 4 | | | C | | | | | | | | 4.53 | 115.06 | | |
| 24 | 01 | 1 | 24 | 4 | STD. | 24 / 25 | 0.31 | 7.92 | 0.50 | 12.70 | 1.53 | 38.86 | 1.16 | 29.46 | | |
| | | 2 | | | A | | | | | | 2.53 | 64.26 | | | | |
| | | 3 | | | B | | | | | | 3.53 | 89.66 | | | | |
| | | 4 | | | C | | | | | | 4.53 | 115.06 | | | | |
| | 02 | 1 | | 5 | STD. | | 5 | 24 / 25 | 0.44 | 11.10 | 0.63 | 15.88 | 1.53 | 38.86 | 1.25 | 31.75 |
| | | 2 | | | A | | | | | | | | 2.53 | 64.26 | | |
| | | 3 | | | B | | | | | | | | 3.53 | 89.66 | | |
| | | 4 | | | C | | | | | | | | 4.53 | 115.06 | | |
| | 03 | 1 | | 6 | STD. | | 6 | 24 / 25 | 0.56 | 14.27 | 0.75 | 19.05 | 1.53 | 38.86 | 1.38 | 35.05 |
| | | 2 | | | A | | | | | | | | 2.53 | 64.26 | | |
| | | 3 | | | B | | | | | | | | 3.53 | 89.66 | | |
| | | 4 | | | C | | | | | | | | 4.53 | 115.06 | | |
| | 04 | 1 | | 7 | STD. | | 7 | 24 / 25 | 0.69 | 17.45 | 0.88 | 22.23 | 1.53 | 38.86 | 1.50 | 38.10 |
| | | 2 | | | A | | | | | | | | 2.53 | 64.26 | | |
| | | 3 | | | B | | | | | | | | 3.53 | 89.66 | | |
| | | 4 | | | C | | | | | | | | 4.53 | 115.06 | | |
| | 05 | 1 | | 8 | STD. | | 8 | 24 / 25 | 0.81 | 20.62 | 1.00 | 25.40 | 1.53 | 38.86 | 1.63 | 41.40 |
| | | 2 | | | A | | | | | | | | 2.53 | 64.26 | | |
| | | 3 | | | B | | | | | | | | 3.53 | 89.66 | | |
| | | 4 | | | C | | | | | | | | 4.53 | 115.06 | | |
| | 06 | 1 | | 9 | STD. | | 9 | 24 / 25 | 0.94 | 23.80 | 1.13 | 28.58 | 1.53 | 38.86 | 1.75 | 44.45 |
| | | 2 | | | A | | | | | | | | 2.53 | 64.26 | | |
| | | 3 | | | B | | | | | | | | 3.53 | 89.66 | | |
| | | 4 | | | C | | | | | | | | 4.53 | 115.06 | | |
| | 07 | 1 | | 10 | STD. | | 10 | 24 / 25 | 1.06 | 26.97 | 1.25 | 31.75 | 1.53 | 38.86 | 1.88 | 47.75 |
| | | 2 | | | A | | | | | | | | 2.53 | 64.26 | | |
| | | 3 | | | B | | | | | | | | 3.53 | 89.66 | | |
| | | 4 | | | C | | | | | | | | 4.53 | 115.06 | | |



Connector Group - K

90°, 45°



NOTE: * For more cable entry options, contact factory

| AMPHENOL PART NUMBER DESIGNATOR | | MIL PART NUMBER DESIGNATOR | | CONNECTOR SHELL SIZE SE - II / I | CABLE RANGE | | | | A DIA. (MAX) | | B (MAX) | | C (MAX) | | D (MAX) | | E (MAX) | | Y (MAX) | |
|---------------------------------|------------|----------------------------|------------|----------------------------------|-------------|-------|------|-------|--------------|-------|---------|-------|---------|-------|---------|-------|---------|-------|---------|-------|
| SHELL SIZE | ENTRY SIZE | SHELL SIZE | CLAMP SIZE | | MIN | | MAX | | INCH | MM | INCH | MM | INCH | MM | INCH | MM | INCH | MM | INCH | MM |
| | | | | | INCH | MM | INCH | MM | | | | | | | | | | | | |
| 08 | 01 | 08 | 1 | 8 / 9 | 0.06 | 1.57 | 0.13 | 3.18 | 0.75 | 19.05 | 0.46 | 11.68 | 3.15 | 80.01 | 0.69 | 17.53 | 3.46 | 87.88 | 0.78 | 19.81 |
| | 02 | | 2 | | 0.13 | 3.18 | 0.25 | 6.35 | | | | | | | | | | | 0.97 | 24.64 |
| 10 | 01 | 10 | 1 | 10 / 11 | 0.06 | 1.57 | 0.13 | 3.18 | 0.85 | 21.59 | 0.52 | 13.21 | 3.21 | 81.53 | 0.78 | 19.81 | 3.58 | 90.93 | 0.78 | 19.81 |
| | 02 | | 2 | | 0.13 | 3.18 | 0.25 | 6.35 | | | | | | | | | | | 0.97 | 24.64 |
| | 03 | | 3 | | 0.25 | 6.35 | 0.38 | 9.53 | | | | | | | | | | | 1.06 | 26.92 |
| 12 | 01 | 12 | 2 | 12 / 13 | 0.13 | 3.18 | 0.25 | 6.35 | 1.00 | 25.40 | 0.58 | 14.73 | 3.27 | 83.06 | 0.80 | 20.32 | 3.60 | 91.44 | 0.97 | 24.64 |
| | 02 | | 3 | | 0.25 | 6.35 | 0.38 | 9.53 | | | | | | | | | | | 1.06 | 26.92 |
| | 03 | | 4 | | 0.31 | 7.92 | 0.50 | 12.70 | | | | | | | | | | | 1.16 | 29.46 |
| 14 | 01 | 14 | 2 | 14 / 15 | 0.13 | 3.18 | 0.25 | 6.35 | 1.15 | 29.21 | 0.65 | 16.51 | 3.36 | 85.34 | 0.88 | 22.35 | 3.67 | 93.22 | 0.97 | 24.64 |
| | 02 | | 3 | | 0.25 | 6.35 | 0.38 | 9.53 | | | | | | | | | | | 1.06 | 26.92 |
| | 03 | | 4 | | 0.31 | 7.92 | 0.50 | 12.70 | | | | | | | | | | | 1.16 | 29.46 |
| | 04 | | 5 | | 0.44 | 11.10 | 0.63 | 15.88 | | | | | | | | | | | 1.25 | 31.75 |
| 16 | 01 | 16 | 2 | 16 / 17 | 0.13 | 3.18 | 0.25 | 6.35 | 1.25 | 31.75 | 0.74 | 18.80 | 3.47 | 88.14 | 0.93 | 23.62 | 3.76 | 95.50 | 0.97 | 24.64 |
| | 02 | | 3 | | 0.25 | 6.35 | 0.38 | 9.53 | | | | | | | | | | | 1.06 | 26.92 |
| | 03 | | 4 | | 0.31 | 7.92 | 0.50 | 12.70 | | | | | | | | | | | 1.16 | 29.46 |
| | 04 | | 5 | | 0.44 | 11.10 | 0.63 | 15.88 | | | | | | | | | | | 1.25 | 31.75 |
| | 05 | | 6 | | 0.56 | 14.27 | 0.75 | 19.05 | | | | | | | | | | | 1.38 | 35.05 |
| 18 | 01 | 18 | 3 | 18 / 19 | 0.25 | 6.35 | 0.38 | 9.53 | 1.40 | 35.56 | 0.93 | 23.62 | 3.66 | 92.96 | 1.01 | 25.65 | 3.93 | 99.82 | 1.06 | 26.92 |
| | 02 | | 4 | | 0.31 | 7.92 | 0.50 | 12.70 | | | | | | | | | | | 1.16 | 29.46 |
| | 03 | | 5 | | 0.44 | 11.10 | 0.63 | 15.88 | | | | | | | | | | | 1.25 | 31.75 |
| | 04 | | 6 | | 0.56 | 14.27 | 0.75 | 19.05 | | | | | | | | | | | 1.38 | 35.05 |
| | 05 | | 7 | | 0.69 | 17.45 | 0.88 | 22.23 | | | | | | | | | | | 1.50 | 38.10 |
| 20 | 01 | 20 | 3 | 20 / 21 | 0.25 | 6.35 | 0.38 | 9.53 | 1.55 | 39.37 | 0.93 | 23.62 | 3.66 | 92.96 | 1.06 | 26.92 | 3.93 | 99.82 | 1.06 | 26.92 |
| | 02 | | 4 | | 0.31 | 7.92 | 0.50 | 12.70 | | | | | | | | | | | 1.16 | 29.46 |
| | 03 | | 5 | | 0.44 | 11.10 | 0.63 | 15.88 | | | | | | | | | | | 1.25 | 31.75 |
| | 04 | | 6 | | 0.56 | 14.27 | 0.75 | 19.05 | | | | | | | | | | | 1.38 | 35.05 |
| | 05 | | 7 | | 0.69 | 17.45 | 0.88 | 22.23 | | | | | | | | | | | 1.50 | 38.10 |
| | 06 | | 8 | | 0.81 | 20.62 | 1.00 | 25.40 | | | | | | | | | | | 1.63 | 41.40 |

Table Continued

Connector Group - K

90°, 45°

TABLE - B

| AMPHENOL PART NUMBER DESIGNATOR | | MIL PART NUMBER DESIGNATOR | | CONNECTOR SHELL SIZE SE - II / I | CABLE RANGE | | | | A DIA. (MAX) | | B (MAX) | | C (MAX) | | D (MAX) | | E (MAX) | | Y (MAX) | |
|---------------------------------|------------|----------------------------|------------|----------------------------------|-------------|-------|------|-------|--------------|-------|---------|-------|---------|-------|---------|-------|---------|--------|---------|-------|
| SHELL SIZE | ENTRY SIZE | SHELL SIZE | CLAMP SIZE | | MIN | | MAX | | INCH | MM | INCH | MM | INCH | MM | INCH | MM | INCH | MM | INCH | MM |
| | | | | | INCH | MM | INCH | MM | | | | | | | | | | | | |
| 22 | 01 | 22 | 3 | 22 / 23 | 0.25 | 6.35 | 0.38 | 9.53 | 1.65 | 41.91 | 1.02 | 25.91 | 3.81 | 96.77 | 1.17 | 29.72 | 4.04 | 102.62 | 1.06 | 26.92 |
| | 02 | | 4 | | 0.31 | 7.92 | 0.50 | 12.70 | | | | | | | | | | | 1.16 | 29.46 |
| | 03 | | 5 | | 0.44 | 11.10 | 0.63 | 15.88 | | | | | | | | | | | 1.25 | 31.75 |
| | 04 | | 6 | | 0.56 | 14.27 | 0.75 | 19.05 | | | | | | | | | | | 1.38 | 35.05 |
| | 05 | | 7 | | 0.69 | 17.45 | 0.88 | 22.23 | | | | | | | | | | | 1.50 | 38.10 |
| | 06 | | 8 | | 0.81 | 20.62 | 1.00 | 25.40 | | | | | | | | | | | 1.63 | 41.40 |
| | 07 | | 9 | | 0.94 | 23.80 | 1.13 | 28.58 | | | | | | | | | | | 1.75 | 44.45 |
| 24 | 01 | 24 | 4 | 24 / 25 | 0.31 | 7.92 | 0.50 | 12.70 | 1.85 | 46.99 | 1.02 | 25.91 | 3.81 | 96.77 | 1.18 | 29.97 | 4.04 | 102.62 | 1.16 | 29.46 |
| | 02 | | 5 | | 0.44 | 11.10 | 0.63 | 15.88 | | | | | | | | | | | 1.25 | 31.75 |
| | 03 | | 6 | | 0.56 | 14.27 | 0.75 | 19.05 | | | | | | | | | | | 1.38 | 35.05 |
| | 04 | | 7 | | 0.69 | 17.45 | 0.88 | 22.23 | | | | | | | | | | | 1.50 | 38.10 |
| | 05 | | 8 | | 0.81 | 20.62 | 1.00 | 25.40 | | | | | | | | | | | 1.63 | 41.40 |
| | 06 | | 9 | | 0.94 | 23.80 | 1.13 | 28.58 | | | | | | | | | | | 1.75 | 44.45 |
| | 07 | | 10 | | 1.06 | 26.97 | 1.25 | 31.75 | | | | | | | | | | | 1.88 | 47.75 |



Connector Group - L

Straight



NOTE: * For more cable entry and length options, contact factory

| AMPHENOL PART NUMBER DESIGNATOR | | MIL PART NUMBER DESIGNATOR | | | | CONNECTOR SHELL SIZE/CODE (REF.) | CABLE RANGE | | | | A DIA. (MAX) | | L (MAX) | | Y (MAX) | | | | | | |
|---------------------------------|------------|----------------------------|----------------------|------------|--------|----------------------------------|-------------|-------|--------|-------|--------------|-------|---------|-------|---------|-------|-------|------|-------|------|-------|
| SHELL SIZE | ENTRY SIZE | LENGTH | CONNECTOR SHELL SIZE | CLAMP SIZE | LENGTH | | MIN | | MAX | | INCH | MM | INCH | MM | INCH | MM | | | | | |
| | | | | | | | INCH | MM | INCH | MM | | | | | | | | | | | |
| 08 | 01 | 1 | 09 | 1 | STD. | 09 / A | 0.06 | 1.57 | 0.13 | 3.18 | 0.75 | 19.05 | 1.53 | 38.86 | 0.80 | 20.32 | | | | | |
| | | 2 | | | A | | | | | | | | 2.53 | 64.26 | | | | | | | |
| | 02 | 1 | | STD. | 0.13 | | 3.18 | 0.25 | 6.35 | 1.53 | | | 38.86 | 1.00 | 25.40 | | | | | | |
| | | 2 | | A | | | | | | 2.53 | | | 64.26 | | | | | | | | |
| 10 | 01 | 1 | 11 | 1 | STD. | 11 / B | 0.06 | 1.57 | 0.13 | 3.18 | 0.85 | 21.59 | 1.53 | 38.86 | 0.80 | 20.32 | | | | | |
| | | 2 | | | A | | | | | | | | 2.53 | 64.26 | | | | | | | |
| | 02 | 1 | | STD. | 0.13 | | 3.18 | 0.25 | 6.35 | 1.53 | | | 38.86 | 1.00 | 25.40 | | | | | | |
| | | 2 | | A | | | | | | 2.53 | | | 64.26 | | | | | | | | |
| | 12 | 01 | | 1 | 13 | | 2 | STD. | 13 / C | 0.13 | | | 3.18 | 0.25 | 6.35 | 1.00 | 25.40 | 1.53 | 38.86 | 1.00 | 25.40 |
| | | | | 2 | | | | A | | | | | | | | | | 2.53 | 64.26 | | |
| 02 | | 1 | STD. | 0.25 | | 6.35 | 0.38 | 9.53 | | 1.53 | 38.86 | 1.10 | 27.94 | | | | | | | | |
| | | 2 | A | | | | | | | 2.53 | 64.26 | | | | | | | | | | |
| 14 | 01 | 1 | 15 | 2 | STD. | 15 / D | 0.13 | 3.18 | 0.25 | 6.35 | 1.10 | 27.94 | 1.53 | 38.86 | 1.00 | 25.40 | | | | | |
| | | 2 | | | A | | | | | | | | 2.53 | 64.26 | | | | | | | |
| | | 3 | | | B | | | | | | | | 3.53 | 89.66 | | | | | | | |
| | | 1 | | | STD. | | | | | | | | 1.53 | 38.86 | | | | | | | |
| | 02 | 2 | | A | 0.25 | | 6.35 | 0.38 | 9.53 | 2.53 | | | 64.26 | 1.10 | 27.94 | | | | | | |
| | | 3 | | B | | | | | | 3.53 | | | 89.66 | | | | | | | | |
| | | 1 | | STD. | | | | | | 1.53 | | | 38.86 | | | | | | | | |
| | | 2 | | A | | | | | | 2.53 | | | 64.26 | | | | | | | | |
| | 03 | 2 | | A | 0.31 | | 7.92 | 0.50 | 12.70 | 1.53 | | | 38.86 | 1.20 | 30.48 | | | | | | |
| | | 3 | | B | | | | | | 2.53 | | | 64.26 | | | | | | | | |
| | | 1 | | STD. | | | | | | 1.53 | | | 38.86 | | | | | | | | |
| | | 2 | | A | | | | | | 2.53 | | | 64.26 | | | | | | | | |
| 04 | 1 | STD. | 0.44 | 11.10 | 0.63 | 15.88 | 1.53 | 38.86 | 1.25 | 31.75 | | | | | | | | | | | |
| | 2 | A | | | | | 2.53 | 64.26 | | | | | | | | | | | | | |
| | 3 | B | | | | | 3.53 | 89.66 | | | | | | | | | | | | | |
| | 3 | B | | | | | 3.53 | 89.66 | | | | | | | | | | | | | |

Table Continued

Connector Group - L

Straight

TABLE - A

| AMPHENOL PART NUMBER DESIGNATOR | | | MIL PART NUMBER DESIGNATOR | | | CONNECTOR SHELL SIZE/CODE (REF.) | CABLE RANGE | | | | A DIA. (MAX) | | L (MAX) | | Y (MAX) | | |
|---------------------------------|------------|--------|----------------------------|------------|--------|----------------------------------|-------------|-------|-------|-------|--------------|-------|---------|--------|---------|-------|-------|
| SHELL SIZE | ENTRY SIZE | LENGTH | CONNECTOR SHELL SIZE | CLAMP SIZE | LENGTH | | MIN | | MAX | | INCH | MM | INCH | MM | INCH | MM | |
| | | | | | | | INCH | MM | INCH | MM | | | | | | | |
| 16 | 01 | 1 | 17 | 2 | STD. | 17 / E | 0.13 | 3.18 | 0.25 | 6.35 | 1.25 | 31.75 | 1.53 | 38.86 | 1.00 | 25.40 | |
| | | 2 | | | A | | | | | | | | 2.53 | 64.26 | | | |
| | | 3 | | | B | | | | | | | | 3.53 | 89.66 | | | |
| | 02 | 1 | | STD. | 3 | | STD. | 0.25 | 6.35 | 0.38 | | | 9.53 | 1.53 | 38.86 | 1.10 | 27.94 |
| | | 2 | | A | | | 2.53 | | | | | | | 64.26 | | | |
| | | 3 | | B | | | 3.53 | | | | | | | 89.66 | | | |
| | 03 | 1 | | STD. | 4 | | STD. | 0.31 | 7.92 | 0.50 | | | 12.70 | 1.53 | 38.86 | 1.20 | 30.48 |
| | | 2 | | A | | | 2.53 | | | | | | | 64.26 | | | |
| | | 3 | | B | | | 3.53 | | | | | | | 89.66 | | | |
| | 04 | 1 | | STD. | 5 | | STD. | 0.44 | 11.10 | 0.63 | | | 15.88 | 1.53 | 38.86 | 1.25 | 31.75 |
| | | 2 | | A | | | 2.53 | | | | | | | 64.26 | | | |
| | | 3 | | B | | | 3.53 | | | | | | | 89.66 | | | |
| 05 | 1 | STD. | 6 | STD. | 0.56 | 14.27 | 0.75 | 19.05 | 1.53 | 38.86 | 1.40 | 35.56 | | | | | |
| | 2 | A | | 2.53 | | | | | 64.26 | | | | | | | | |
| | 3 | B | | 3.53 | | | | | 89.66 | | | | | | | | |
| 18 | 01 | 1 | 19 | 3 | STD. | 19 / F | 0.25 | 6.35 | 0.38 | 9.53 | 1.40 | 35.56 | 1.53 | 38.86 | 1.10 | 27.94 | |
| | | 2 | | | A | | | | | | | | 2.53 | 64.26 | | | |
| | | 3 | | | B | | | | | | | | 3.53 | 89.66 | | | |
| | 02 | 1 | | STD. | 4 | | STD. | 0.31 | 7.92 | 0.50 | | | 12.70 | 1.53 | 38.86 | 1.20 | 30.48 |
| | | 2 | | A | | | 2.53 | | | | | | | 64.26 | | | |
| | | 3 | | B | | | 3.53 | | | | | | | 89.66 | | | |
| | 03 | 1 | | STD. | 5 | | STD. | 0.44 | 11.10 | 0.63 | | | 15.88 | 1.53 | 38.86 | 1.25 | 31.75 |
| | | 2 | | A | | | 2.53 | | | | | | | 64.26 | | | |
| | | 3 | | B | | | 3.53 | | | | | | | 89.66 | | | |
| | 04 | 1 | | STD. | 6 | | STD. | 0.56 | 14.27 | 0.75 | | | 19.05 | 1.53 | 38.86 | 1.40 | 35.56 |
| | | 2 | | A | | | 2.53 | | | | | | | 64.26 | | | |
| | | 3 | | B | | | 3.53 | | | | | | | 89.66 | | | |
| 05 | 1 | STD. | 7 | STD. | 0.69 | 17.45 | 0.88 | 22.23 | 1.53 | 38.86 | 1.50 | 38.10 | | | | | |
| | 2 | A | | 2.53 | | | | | 64.26 | | | | | | | | |
| | 3 | B | | 3.53 | | | | | 89.66 | | | | | | | | |
| 20 | 01 | 1 | 21 | 3 | STD. | 21 / G | 0.25 | 6.35 | 0.38 | 9.53 | 1.50 | 38.10 | 1.53 | 38.86 | 1.10 | 27.94 | |
| | | 2 | | | A | | | | | | | | 2.53 | 64.26 | | | |
| | | 3 | | | B | | | | | | | | 3.53 | 89.66 | | | |
| | | 4 | | | C | | | | | | | | 4.53 | 115.06 | | | |
| | 02 | 1 | | STD. | 4 | | STD. | 0.31 | 7.92 | 0.50 | | | 12.70 | 1.53 | 38.86 | 1.20 | 30.48 |
| | | 2 | | A | | | 2.53 | | | | | | | 64.26 | | | |
| | | 3 | | B | | | 3.53 | | | | | | | 89.66 | | | |
| | | 4 | | C | | | 4.53 | | | | | | | 115.06 | | | |
| | 03 | 1 | | STD. | 5 | | STD. | 0.44 | 11.10 | 0.63 | | | 15.88 | 1.53 | 38.86 | 1.25 | 31.75 |
| | | 2 | | A | | | 2.53 | | | | | | | 64.26 | | | |
| | | 3 | | B | | | 3.53 | | | | | | | 89.66 | | | |
| | | 4 | | C | | | 4.53 | | | | | | | 115.06 | | | |
| | 04 | 1 | | STD. | 6 | | STD. | 0.56 | 14.27 | 0.75 | | | 19.05 | 1.53 | 38.86 | 1.40 | 35.56 |
| | | 2 | | A | | | 2.53 | | | | | | | 64.26 | | | |
| | | 3 | | B | | | 3.53 | | | | | | | 89.66 | | | |
| | | 4 | | C | | | 4.53 | | | | | | | 115.06 | | | |
| | 05 | 1 | | STD. | 7 | | STD. | 0.69 | 17.45 | 0.88 | | | 22.23 | 1.53 | 38.86 | 1.50 | 38.10 |
| | | 2 | | A | | | 2.53 | | | | | | | 64.26 | | | |
| | | 3 | | B | | | 3.53 | | | | | | | 89.66 | | | |
| | | 4 | | C | | | 4.53 | | | | | | | 115.06 | | | |
| | 06 | 1 | | STD. | 8 | | STD. | 0.81 | 20.62 | 1.00 | | | 25.40 | 1.53 | 38.86 | 1.65 | 41.91 |
| | | 2 | | A | | | 2.53 | | | | | | | 64.26 | | | |
| | | 3 | | B | | | 3.53 | | | | | | | 89.66 | | | |
| | | 4 | | C | | | 4.53 | | | | | | | 115.06 | | | |

Table Continued



Connector Group - L

Straight

TABLE - A

| AMPHENOL PART NUMBER DESIGNATOR | | | MIL PART NUMBER DESIGNATOR | | | CONNECTOR SHELL SIZE/CODE (REF.) | CABLE RANGE | | | | A DIA. (MAX) | | L (MAX) | | Y (MAX) | | |
|---------------------------------|------------|--------|----------------------------|------------|--------|----------------------------------|-------------|------|-------|-------|--------------|-------|---------|--------|---------|-------|-------|
| SHELL SIZE | ENTRY SIZE | LENGTH | CONNECTOR SHELL SIZE | CLAMP SIZE | LENGTH | | MIN | | MAX | | INCH | MM | INCH | MM | INCH | MM | |
| | | | | | | | INCH | MM | INCH | MM | | | | | | | |
| 22 | 01 | 1 | 23 | 3 | STD. | 23 / H | 0.25 | 6.35 | 0.38 | 9.53 | 1.65 | 41.91 | 1.53 | 38.86 | 1.10 | 27.94 | |
| | | 2 | | | A | | | | | | | | 2.53 | 64.26 | | | |
| | | 3 | | | B | | | | | | | | 3.53 | 89.66 | | | |
| | | 4 | | | C | | | | | | | | 4.53 | 115.06 | | | |
| | 02 | 1 | | STD. | 4 | | STD. | 0.31 | 7.92 | 0.50 | | | 12.70 | 1.53 | 38.86 | 1.20 | 30.48 |
| | | 2 | | A | | | 2.53 | | | | | | | 64.26 | | | |
| | | 3 | | B | | | 3.53 | | | | | | | 89.66 | | | |
| | | 4 | | C | | | 4.53 | | | | | | | 115.06 | | | |
| | 03 | 1 | | STD. | 5 | | STD. | 0.44 | 11.10 | 0.63 | | | 15.88 | 1.53 | 38.86 | 1.25 | 31.75 |
| | | 2 | | A | | | 2.53 | | | | | | | 64.26 | | | |
| | | 3 | | B | | | 3.53 | | | | | | | 89.66 | | | |
| | | 4 | | C | | | 4.53 | | | | | | | 115.06 | | | |
| | 04 | 1 | | STD. | 6 | | STD. | 0.56 | 14.27 | 0.75 | | | 19.05 | 1.53 | 38.86 | 1.40 | 35.56 |
| | | 2 | | A | | | 2.53 | | | | | | | 64.26 | | | |
| | | 3 | | B | | | 3.53 | | | | | | | 89.66 | | | |
| | | 4 | | C | | | 4.53 | | | | | | | 115.06 | | | |
| | 05 | 1 | | STD. | 7 | | STD. | 0.69 | 17.45 | 0.88 | | | 22.23 | 1.53 | 38.86 | 1.50 | 38.10 |
| | | 2 | | A | | | 2.53 | | | | | | | 64.26 | | | |
| | | 3 | | B | | | 3.53 | | | | | | | 89.66 | | | |
| | | 4 | | C | | | 4.53 | | | | | | | 115.06 | | | |
| | 06 | 1 | | STD. | 8 | | STD. | 0.81 | 20.62 | 1.00 | | | 25.40 | 1.53 | 38.86 | 1.65 | 41.91 |
| | | 2 | | A | | | 2.53 | | | | | | | 64.26 | | | |
| | | 3 | | B | | | 3.53 | | | | | | | 89.66 | | | |
| | | 4 | | C | | | 4.53 | | | | | | | 115.06 | | | |
| | 07 | 1 | | STD. | 9 | | STD. | 0.94 | 23.80 | 1.13 | | | 28.58 | 1.53 | 38.86 | 1.75 | 44.45 |
| | | 2 | | A | | | 2.53 | | | | | | | 64.26 | | | |
| | | 3 | | B | | | 3.53 | | | | | | | 89.66 | | | |
| | | 4 | | C | | | 4.53 | | | | | | | 115.06 | | | |
| 24 | 01 | 1 | 25 | 4 | STD. | 25 / J | 0.31 | 7.92 | 0.50 | 12.70 | 1.75 | 44.45 | 1.53 | 38.86 | 1.20 | 30.48 | |
| | | 2 | | | A | | | | | | | | 2.53 | 64.26 | | | |
| | | 3 | | | B | | | | | | | | 3.53 | 89.66 | | | |
| | | 4 | | | C | | | | | | | | 4.53 | 115.06 | | | |
| | 02 | 1 | | STD. | 5 | | STD. | 0.44 | 11.10 | 0.63 | | | 15.88 | 1.53 | 38.86 | 1.25 | 31.75 |
| | | 2 | | A | | | 2.53 | | | | | | | 64.26 | | | |
| | | 3 | | B | | | 3.53 | | | | | | | 89.66 | | | |
| | | 4 | | C | | | 4.53 | | | | | | | 115.06 | | | |
| | 03 | 1 | | STD. | 6 | | STD. | 0.56 | 14.27 | 0.75 | | | 19.05 | 1.53 | 38.86 | 1.40 | 35.56 |
| | | 2 | | A | | | 2.53 | | | | | | | 64.26 | | | |
| | | 3 | | B | | | 3.53 | | | | | | | 89.66 | | | |
| | | 4 | | C | | | 4.53 | | | | | | | 115.06 | | | |
| | 04 | 1 | | STD. | 7 | | STD. | 0.69 | 17.45 | 0.88 | | | 22.23 | 1.53 | 38.86 | 1.50 | 38.10 |
| | | 2 | | A | | | 2.53 | | | | | | | 64.26 | | | |
| | | 3 | | B | | | 3.53 | | | | | | | 89.66 | | | |
| | | 4 | | C | | | 4.53 | | | | | | | 115.06 | | | |
| | 05 | 1 | | STD. | 8 | | STD. | 0.81 | 20.62 | 1.00 | | | 25.40 | 1.53 | 38.86 | 1.65 | 41.91 |
| | | 2 | | A | | | 2.53 | | | | | | | 64.26 | | | |
| | | 3 | | B | | | 3.53 | | | | | | | 89.66 | | | |
| | | 4 | | C | | | 4.53 | | | | | | | 115.06 | | | |
| | 06 | 1 | | STD. | 9 | | STD. | 0.94 | 23.80 | 1.13 | | | 28.58 | 1.53 | 38.86 | 1.75 | 44.45 |
| | | 2 | | A | | | 2.53 | | | | | | | 64.26 | | | |
| | | 3 | | B | | | 3.53 | | | | | | | 89.66 | | | |
| | | 4 | | C | | | 4.53 | | | | | | | 115.06 | | | |
| | 07 | 1 | | STD. | 10 | | STD. | 1.06 | 26.97 | 1.25 | | | 31.75 | 1.53 | 38.86 | 1.90 | 48.26 |
| | | 2 | | A | | | 2.53 | | | | | | | 64.26 | | | |
| | | 3 | | B | | | 3.53 | | | | | | | 89.66 | | | |
| | | 4 | | C | | | 4.53 | | | | | | | 115.06 | | | |



Connector Group - L

90°, 45°



Amphenol Part Number



NOTE: * For more cable entry options, contact factory

TABLE - B

| AMPHENOL PART NUMBER DESIGNATOR | | CONNECTOR SHELL SIZE/CODE (REF.) | CABLE RANGE | | | | A DIA. (MAX) | | B (MAX) | | C (MAX) | | D (MAX) | | E (MAX) | | Y (MAX) | |
|---------------------------------|------------|----------------------------------|-------------|-------|------|-------|--------------|-------|---------|-------|---------|-------|---------|-------|---------|-------|---------|-------|
| SHELL SIZE | ENTRY SIZE | | MIN | | MAX | | INCH | MM | INCH | MM | INCH | MM | INCH | MM | INCH | MM | INCH | MM |
| | | | INCH | MM | INCH | MM | | | | | | | | | | | | |
| 08 | 01 | 09 / A | 0.06 | 1.57 | 0.13 | 3.18 | 0.75 | 19.05 | 0.46 | 11.68 | 3.15 | 80.01 | 0.69 | 17.53 | 3.46 | 87.88 | 0.80 | 20.32 |
| | 02 | | 0.13 | 3.18 | 0.25 | 6.35 | | | | | | | | | | | 1.00 | 25.40 |
| 10 | 01 | 11 / B | 0.06 | 1.57 | 0.13 | 3.18 | 0.85 | 21.59 | 0.52 | 13.21 | 3.21 | 81.53 | 0.78 | 19.81 | 3.58 | 90.93 | 0.80 | 20.32 |
| | 02 | | 0.13 | 3.18 | 0.25 | 6.35 | | | | | | | | | | | 1.00 | 25.40 |
| | 03 | | 0.25 | 6.35 | 0.38 | 9.53 | | | | | | | | | | | 1.10 | 27.94 |
| 12 | 01 | 13 / C | 0.13 | 3.18 | 0.25 | 6.35 | 1.00 | 25.40 | 0.58 | 14.73 | 3.27 | 83.06 | 0.80 | 20.32 | 3.60 | 91.44 | 1.00 | 25.40 |
| | 02 | | 0.25 | 6.35 | 0.38 | 9.53 | | | | | | | | | | | 1.10 | 27.94 |
| | 03 | | 0.31 | 7.92 | 0.50 | 12.70 | | | | | | | | | | | 1.20 | 30.48 |
| 14 | 01 | 15 / D | 0.13 | 3.18 | 0.25 | 6.35 | 1.15 | 29.21 | 0.65 | 16.51 | 3.36 | 85.34 | 0.88 | 22.35 | 3.67 | 93.22 | 1.00 | 25.40 |
| | 02 | | 0.25 | 6.35 | 0.38 | 9.53 | | | | | | | | | | | 1.10 | 27.94 |
| | 03 | | 0.31 | 7.92 | 0.50 | 12.70 | | | | | | | | | | | 1.20 | 30.48 |
| | 04 | | 0.44 | 11.10 | 0.63 | 15.88 | | | | | | | | | | | 1.25 | 31.75 |
| 16 | 01 | 17 / E | 0.13 | 3.18 | 0.25 | 6.35 | 1.25 | 31.75 | 0.74 | 18.80 | 3.47 | 88.14 | 0.93 | 23.62 | 3.76 | 95.50 | 1.00 | 25.40 |
| | 02 | | 0.25 | 6.35 | 0.38 | 9.53 | | | | | | | | | | | 1.10 | 27.94 |
| | 03 | | 0.31 | 7.92 | 0.50 | 12.70 | | | | | | | | | | | 1.20 | 30.48 |
| | 04 | | 0.44 | 11.10 | 0.63 | 15.88 | | | | | | | | | | | 1.25 | 31.75 |
| | 05 | | 0.56 | 14.27 | 0.75 | 19.05 | | | | | | | | | | | 1.40 | 35.56 |
| 18 | 01 | 19 / F | 0.25 | 6.35 | 0.38 | 9.53 | 1.40 | 35.56 | 0.93 | 23.62 | 3.66 | 92.96 | 1.01 | 25.65 | 3.93 | 99.82 | 1.10 | 27.94 |
| | 02 | | 0.31 | 7.92 | 0.50 | 12.70 | | | | | | | | | | | 1.20 | 30.48 |
| | 03 | | 0.44 | 11.10 | 0.63 | 15.88 | | | | | | | | | | | 1.25 | 31.75 |
| | 04 | | 0.56 | 14.27 | 0.75 | 19.05 | | | | | | | | | | | 1.40 | 35.56 |
| | 05 | | 0.69 | 17.45 | 0.88 | 22.23 | | | | | | | | | | | 1.50 | 38.10 |

Table Continued

Connector Group - L

90°, 45°

TABLE - B

| AMPHENOL PART NUMBER DESIGNATOR | | CONNECTOR SHELL SIZE/CODE (REF.) | CABLE RANGE | | | | A DIA. (MAX) | | B (MAX) | | C (MAX) | | D (MAX) | | E (MAX) | | Y (MAX) | |
|---------------------------------------|---------------|---|-------------|-------|------|-------|--------------|-------|---------|-------|---------|-------|---------|-------|---------|--------|---------|-------|
| SHELL SIZE | ENTRY SIZE | | MIN | | MAX | | INCH | MM | INCH | MM | INCH | MM | INCH | MM | INCH | MM | INCH | MM |
| | | | INCH | MM | INCH | MM | | | | | | | | | | | | |
| 20 | 01 | 21 / G | 0.25 | 6.35 | 0.38 | 9.53 | 1.55 | 39.37 | 0.93 | 23.62 | 3.66 | 92.96 | 1.06 | 26.92 | 3.93 | 99.82 | 1.10 | 27.94 |
| | 02 | | 0.31 | 7.92 | 0.50 | 12.70 | | | | | | | | | | | 1.20 | 30.48 |
| | 03 | | 0.44 | 11.10 | 0.63 | 15.88 | | | | | | | | | | | 1.25 | 31.75 |
| | 04 | | 0.56 | 14.27 | 0.75 | 19.05 | | | | | | | | | | | 1.40 | 35.56 |
| | 05 | | 0.69 | 17.45 | 0.88 | 22.23 | | | | | | | | | | | 1.50 | 38.10 |
| | 06 | | 0.81 | 20.62 | 1.00 | 25.40 | | | | | | | | | | | 1.65 | 41.91 |
| 22 | 01 | 23 / H | 0.25 | 6.35 | 0.38 | 9.53 | 1.65 | 41.91 | 1.02 | 25.91 | 3.81 | 96.77 | 1.17 | 29.72 | 4.04 | 102.62 | 1.10 | 27.94 |
| | 02 | | 0.31 | 7.92 | 0.50 | 12.70 | | | | | | | | | | | 1.20 | 30.48 |
| | 03 | | 0.44 | 11.10 | 0.63 | 15.88 | | | | | | | | | | | 1.25 | 31.75 |
| | 04 | | 0.56 | 14.27 | 0.75 | 19.05 | | | | | | | | | | | 1.40 | 35.56 |
| | 05 | | 0.69 | 17.45 | 0.88 | 22.23 | | | | | | | | | | | 1.50 | 38.10 |
| | 06 | | 0.81 | 20.62 | 1.00 | 25.40 | | | | | | | | | | | 1.65 | 41.91 |
| | 07 | | 0.94 | 23.80 | 1.13 | 28.58 | | | | | | | | | | | 1.75 | 44.45 |
| 24 | 01 | 25 / J | 0.31 | 7.92 | 0.50 | 12.70 | 1.85 | 46.99 | 1.02 | 25.91 | 3.81 | 96.77 | 1.18 | 29.97 | 4.04 | 102.62 | 1.20 | 30.48 |
| | 02 | | 0.44 | 11.10 | 0.63 | 15.88 | | | | | | | | | | | 1.25 | 31.75 |
| | 03 | | 0.56 | 14.27 | 0.75 | 19.05 | | | | | | | | | | | 1.40 | 35.56 |
| | 04 | | 0.69 | 17.45 | 0.88 | 22.23 | | | | | | | | | | | 1.50 | 38.10 |
| | 05 | | 0.81 | 20.62 | 1.00 | 25.40 | | | | | | | | | | | 1.65 | 41.91 |
| | 06 | | 0.94 | 23.80 | 1.13 | 28.58 | | | | | | | | | | | 1.75 | 44.45 |
| | 07 | | 1.06 | 26.97 | 1.25 | 31.75 | | | | | | | | | | | 1.90 | 48.26 |



Connector Group - M

Straight



NOTE: * For more cable entry and length options, contact factory

| TABLE - A | | | | | | | | | | | |
|---------------------------------|------------|--------|----------------------|-------------|------|------|-------|---------|-------|---------|-------|
| AMPHENOL PART NUMBER DESIGNATOR | | | CONNECTOR SHELL SIZE | CABLE RANGE | | | | L (MAX) | | Y (MAX) | |
| SHELL SIZE | ENTRY SIZE | LENGTH | | MIN | | MAX | | INCH | MM | INCH | MM |
| | | | | INCH | MM | INCH | MM | | | | |
| 08 | 01 | 1 | 8 | 0.06 | 1.57 | 0.13 | 3.18 | 1.53 | 38.86 | 0.78 | 19.81 |
| | | 2 | | | | | | 2.53 | 64.26 | | |
| | 02 | 1 | | 0.13 | 3.18 | 0.25 | 6.35 | 1.53 | 38.86 | 0.97 | 24.64 |
| | | 2 | | | | | | 2.53 | 64.26 | | |
| 10 | 01 | 1 | 10 | 0.06 | 1.57 | 0.13 | 3.18 | 1.53 | 38.86 | 0.78 | 19.81 |
| | | 2 | | | | | | 2.53 | 64.26 | | |
| | 02 | 1 | | 0.13 | 3.18 | 0.25 | 6.35 | 1.53 | 38.86 | 0.97 | 24.64 |
| | | 2 | | | | | | 2.53 | 64.26 | | |
| | 03 | 1 | | 0.25 | 6.35 | 0.38 | 9.53 | 1.53 | 38.86 | 1.06 | 26.92 |
| | | 2 | | | | | | 2.53 | 64.26 | | |
| 12 | 01 | 1 | 12 | 0.13 | 3.18 | 0.25 | 6.35 | 1.53 | 38.86 | 0.97 | 24.64 |
| | | 2 | | | | | | 2.53 | 64.26 | | |
| | 02 | 1 | | 0.25 | 6.35 | 0.38 | 9.53 | 1.53 | 38.86 | 1.06 | 26.92 |
| | | 2 | | | | | | 2.53 | 64.26 | | |
| | 03 | 1 | | 0.31 | 7.92 | 0.50 | 12.70 | 1.53 | 38.86 | 1.16 | 29.46 |
| | | 2 | | | | | | 2.53 | 64.26 | | |
| 14 | 01 | 1 | 14 | 0.13 | 3.18 | 0.25 | 6.35 | 1.53 | 38.86 | 0.97 | 24.64 |
| | | 2 | | | | | | 2.53 | 64.26 | | |
| | | 3 | | | | | | 3.53 | 89.66 | | |

Table Continued

Connector Group - M

Straight

| TABLE - A | | | | | | | | | | | |
|---------------------------------|------------|--------|----------------------|-------------|-------|------|-------|---------|-------|---------|-------|
| AMPHENOL PART NUMBER DESIGNATOR | | | CONNECTOR SHELL SIZE | CABLE RANGE | | | | L (MAX) | | Y (MAX) | |
| SHELL SIZE | ENTRY SIZE | LENGTH | | MIN | | MAX | | INCH | MM | INCH | MM |
| | | | | INCH | MM | INCH | MM | | | | |
| 14 | 02 | 1 | 14 | 0.25 | 6.35 | 0.38 | 9.53 | 1.53 | 38.86 | 1.06 | 26.92 |
| | | 2 | | | | | | 2.53 | 64.26 | | |
| | | 3 | | | | | | 3.53 | 89.66 | | |
| | 03 | 1 | | 0.31 | 7.92 | 0.50 | 12.70 | 1.53 | 38.86 | 1.16 | 29.46 |
| | | 2 | | | | | | 2.53 | 64.26 | | |
| | | 3 | | | | | | 3.53 | 89.66 | | |
| | 04 | 1 | | 0.44 | 11.10 | 0.63 | 15.88 | 1.53 | 38.86 | 1.25 | 31.75 |
| | | 2 | | | | | | 2.53 | 64.26 | | |
| | | 3 | | | | | | 3.53 | 89.66 | | |
| 16 | 01 | 1 | 16 | 0.13 | 3.18 | 0.25 | 6.35 | 1.53 | 38.86 | 0.97 | 24.64 |
| | | 2 | | | | | | 2.53 | 64.26 | | |
| | | 3 | | | | | | 3.53 | 89.66 | | |
| | 02 | 1 | | 0.25 | 6.35 | 0.38 | 9.53 | 1.53 | 38.86 | 1.06 | 26.92 |
| | | 2 | | | | | | 2.53 | 64.26 | | |
| | | 3 | | | | | | 3.53 | 89.66 | | |
| | 03 | 1 | | 0.31 | 7.92 | 0.50 | 12.70 | 1.53 | 38.86 | 1.16 | 29.46 |
| | | 2 | | | | | | 2.53 | 64.26 | | |
| | | 3 | | | | | | 3.53 | 89.66 | | |
| | 04 | 1 | | 0.44 | 11.10 | 0.63 | 15.88 | 1.53 | 38.86 | 1.25 | 31.75 |
| | | 2 | | | | | | 2.53 | 64.26 | | |
| | | 3 | | | | | | 3.53 | 89.66 | | |
| | 05 | 1 | | 0.56 | 14.27 | 0.75 | 19.05 | 1.53 | 38.86 | 1.38 | 35.05 |
| | | 2 | | | | | | 2.53 | 64.26 | | |
| | | 3 | | | | | | 3.53 | 89.66 | | |
| 18 | 01 | 1 | 18 | 0.25 | 6.35 | 0.38 | 9.53 | 1.53 | 38.86 | 1.06 | 26.92 |
| | | 2 | | | | | | 2.53 | 64.26 | | |
| | | 3 | | | | | | 3.53 | 89.66 | | |
| | 02 | 1 | | 0.31 | 7.92 | 0.50 | 12.70 | 1.53 | 38.86 | 1.16 | 29.46 |
| | | 2 | | | | | | 2.53 | 64.26 | | |
| | | 3 | | | | | | 3.53 | 89.66 | | |
| | 03 | 1 | | 0.44 | 11.10 | 0.63 | 15.88 | 1.53 | 38.86 | 1.25 | 31.75 |
| | | 2 | | | | | | 2.53 | 64.26 | | |
| | | 3 | | | | | | 3.53 | 89.66 | | |
| | 04 | 1 | | 0.56 | 14.27 | 0.75 | 19.05 | 1.53 | 38.86 | 1.38 | 35.05 |
| | | 2 | | | | | | 2.53 | 64.26 | | |
| | | 3 | | | | | | 3.53 | 89.66 | | |
| | 05 | 1 | | 0.69 | 17.45 | 0.88 | 22.23 | 1.53 | 38.86 | 1.50 | 38.10 |
| | | 2 | | | | | | 2.53 | 64.26 | | |
| | | 3 | | | | | | 3.53 | 89.66 | | |

Table Continued



Connector Group - M

Straight

| TABLE - A | | | | | | | | | | | |
|---------------------------------|------------|--------|----------------------|-------------|-------|------|-------|---------|--------|---------|-------|
| AMPHENOL PART NUMBER DESIGNATOR | | | CONNECTOR SHELL SIZE | CABLE RANGE | | | | L (MAX) | | Y (MAX) | |
| SHELL SIZE | ENTRY SIZE | LENGTH | | MIN | | MAX | | INCH | MM | INCH | MM |
| | | | | INCH | MM | INCH | MM | | | | |
| 20 | 01 | 1 | 20 | 0.25 | 6.35 | 0.38 | 9.53 | 1.53 | 38.86 | 1.06 | 26.92 |
| | | 2 | | | | | | 2.53 | 64.26 | | |
| | | 3 | | | | | | 3.53 | 89.66 | | |
| | | 4 | | | | | | 4.53 | 115.06 | | |
| | 02 | 1 | | 0.31 | 7.92 | 0.50 | 12.70 | 1.53 | 38.86 | 1.16 | 29.46 |
| | | 2 | | | | | | 2.53 | 64.26 | | |
| | | 3 | | | | | | 3.53 | 89.66 | | |
| | | 4 | | | | | | 4.53 | 115.06 | | |
| | 03 | 1 | | 0.44 | 11.10 | 0.63 | 15.88 | 1.53 | 38.86 | 1.25 | 31.75 |
| | | 2 | | | | | | 2.53 | 64.26 | | |
| | | 3 | | | | | | 3.53 | 89.66 | | |
| | | 4 | | | | | | 4.53 | 115.06 | | |
| | 04 | 1 | | 0.56 | 14.27 | 0.75 | 19.05 | 1.53 | 38.86 | 1.38 | 35.05 |
| | | 2 | | | | | | 2.53 | 64.26 | | |
| | | 3 | | | | | | 3.53 | 89.66 | | |
| | | 4 | | | | | | 4.53 | 115.06 | | |
| | 05 | 1 | | 0.69 | 17.45 | 0.88 | 22.23 | 1.53 | 38.86 | 1.50 | 38.10 |
| | | 2 | | | | | | 2.53 | 64.26 | | |
| | | 3 | | | | | | 3.53 | 89.66 | | |
| | | 4 | | | | | | 4.53 | 115.06 | | |
| | 06 | 1 | | 0.81 | 20.62 | 1.00 | 25.40 | 1.53 | 38.86 | 1.63 | 41.40 |
| | | 2 | | | | | | 2.53 | 64.26 | | |
| | | 3 | | | | | | 3.53 | 89.66 | | |
| | | 4 | | | | | | 4.53 | 115.06 | | |
| 22 | 01 | 1 | 22 | 0.25 | 6.35 | 0.38 | 9.53 | 1.53 | 38.86 | 1.06 | 26.92 |
| | | 2 | | | | | | 2.53 | 64.26 | | |
| | | 3 | | | | | | 3.53 | 89.66 | | |
| | | 4 | | | | | | 4.53 | 115.06 | | |
| | 02 | 1 | | 0.31 | 7.92 | 0.50 | 12.70 | 1.53 | 38.86 | 1.16 | 29.46 |
| | | 2 | | | | | | 2.53 | 64.26 | | |
| | | 3 | | | | | | 3.53 | 89.66 | | |
| | | 4 | | | | | | 4.53 | 115.06 | | |
| | 03 | 1 | | 0.44 | 11.10 | 0.63 | 15.88 | 1.53 | 38.86 | 1.25 | 31.75 |
| | | 2 | | | | | | 2.53 | 64.26 | | |
| | | 3 | | | | | | 3.53 | 89.66 | | |
| | | 4 | | | | | | 4.53 | 115.06 | | |
| | 04 | 1 | | 0.56 | 14.27 | 0.75 | 19.05 | 1.53 | 38.86 | 1.38 | 35.05 |
| | | 2 | | | | | | 2.53 | 64.26 | | |
| | | 3 | | | | | | 3.53 | 89.66 | | |
| | | 4 | | | | | | 4.53 | 115.06 | | |

Table Continued



Connector Group - M

Straight

| TABLE - A | | | | | | | | | | | |
|---------------------------------|------------|--------|----------------------|-------------|-------|------|-------|---------|--------|---------|-------|
| AMPHENOL PART NUMBER DESIGNATOR | | | CONNECTOR SHELL SIZE | CABLE RANGE | | | | L (MAX) | | Y (MAX) | |
| SHELL SIZE | ENTRY SIZE | LENGTH | | MIN | | MAX | | INCH | MM | INCH | MM |
| | | | | INCH | MM | INCH | MM | | | | |
| 22 | 05 | 1 | 22 | 0.69 | 17.45 | 0.88 | 22.23 | 1.53 | 38.86 | 1.50 | 38.10 |
| | | 2 | | | | | | 2.53 | 64.26 | | |
| | | 3 | | | | | | 3.53 | 89.66 | | |
| | | 4 | | | | | | 4.53 | 115.06 | | |
| | 06 | 1 | | 0.81 | 20.62 | 1.00 | 25.40 | 1.53 | 38.86 | 1.63 | 41.40 |
| | | 2 | | | | | | 2.53 | 64.26 | | |
| | | 3 | | | | | | 3.53 | 89.66 | | |
| | | 4 | | | | | | 4.53 | 115.06 | | |
| | 07 | 1 | | 0.94 | 23.80 | 1.13 | 28.58 | 1.53 | 38.86 | 1.75 | 44.45 |
| | | 2 | | | | | | 2.53 | 64.26 | | |
| | | 3 | | | | | | 3.53 | 89.66 | | |
| | | 4 | | | | | | 4.53 | 115.06 | | |
| 24 | 01 | 1 | 24 | 0.31 | 7.92 | 0.50 | 12.70 | 1.53 | 38.86 | 1.16 | 29.46 |
| | | 2 | | | | | | 2.53 | 64.26 | | |
| | | 3 | | | | | | 3.53 | 89.66 | | |
| | | 4 | | | | | | 4.53 | 115.06 | | |
| | 02 | 1 | | 0.44 | 11.10 | 0.63 | 15.88 | 1.53 | 38.86 | 1.25 | 31.75 |
| | | 2 | | | | | | 2.53 | 64.26 | | |
| | | 3 | | | | | | 3.53 | 89.66 | | |
| | | 4 | | | | | | 4.53 | 115.06 | | |
| | 03 | 1 | | 0.56 | 14.27 | 0.75 | 19.05 | 1.53 | 38.86 | 1.38 | 35.05 |
| | | 2 | | | | | | 2.53 | 64.26 | | |
| | | 3 | | | | | | 3.53 | 89.66 | | |
| | | 4 | | | | | | 4.53 | 115.06 | | |
| | 04 | 1 | | 0.69 | 17.45 | 0.88 | 22.23 | 1.53 | 38.86 | 1.50 | 38.10 |
| | | 2 | | | | | | 2.53 | 64.26 | | |
| | | 3 | | | | | | 3.53 | 89.66 | | |
| | | 4 | | | | | | 4.53 | 115.06 | | |
| | 05 | 1 | | 0.81 | 20.62 | 1.00 | 25.40 | 1.53 | 38.86 | 1.63 | 41.40 |
| | | 2 | | | | | | 2.53 | 64.26 | | |
| | | 3 | | | | | | 3.53 | 89.66 | | |
| | | 4 | | | | | | 4.53 | 115.06 | | |
| | 06 | 1 | | 0.94 | 23.80 | 1.13 | 28.58 | 1.53 | 38.86 | 1.75 | 44.45 |
| | | 2 | | | | | | 2.53 | 64.26 | | |
| | | 3 | | | | | | 3.53 | 89.66 | | |
| | | 4 | | | | | | 4.53 | 115.06 | | |
| | 07 | 1 | | 1.06 | 26.97 | 1.25 | 31.75 | 1.53 | 38.86 | 1.88 | 47.75 |
| | | 2 | | | | | | 2.53 | 64.26 | | |
| | | 3 | | | | | | 3.53 | 89.66 | | |
| | | 4 | | | | | | 4.53 | 115.06 | | |



Connector Group - M

90°, 45°



Amphenol Part Number



NOTE: * For more cable entry options, contact factory

TABLE - B

| AMPHENOL PART NUMBER DESIGNATOR | | CONNECTOR SHELL SIZE | CABLE RANGE | | | | A DIA. (MAX) | | B (MAX) | | C (MAX) | | D (MAX) | | E (MAX) | | Y (MAX) | |
|---------------------------------|------------|----------------------|-------------|-------|------|-------|--------------|-------|---------|-------|---------|-------|---------|-------|---------|-------|---------|-------|
| SHELL SIZE | ENTRY SIZE | | MIN | | MAX | | INCH | MM | INCH | MM | INCH | MM | INCH | MM | INCH | MM | INCH | MM |
| | | | INCH | MM | INCH | MM | | | | | | | | | | | | |
| 08 | 01 | 8 | 0.06 | 1.57 | 0.13 | 3.18 | 0.75 | 19.05 | 0.46 | 11.68 | 3.15 | 80.01 | 0.69 | 17.53 | 3.46 | 87.88 | 0.78 | 19.81 |
| | 02 | | 0.13 | 3.18 | 0.25 | 6.35 | | | | | | | | | | | 0.97 | 24.64 |
| 10 | 01 | 10 | 0.06 | 1.57 | 0.13 | 3.18 | 0.85 | 21.59 | 0.52 | 13.21 | 3.21 | 81.53 | 0.78 | 19.81 | 3.58 | 90.93 | 0.78 | 19.81 |
| | 02 | | 0.13 | 3.18 | 0.25 | 6.35 | | | | | | | | | | | 0.97 | 24.64 |
| | 03 | | 0.25 | 6.35 | 0.38 | 9.53 | | | | | | | | | | | 1.06 | 26.92 |
| 12 | 01 | 12 | 0.13 | 3.18 | 0.25 | 6.35 | 1.00 | 25.40 | 0.58 | 14.73 | 3.27 | 83.06 | 0.80 | 20.32 | 3.60 | 91.44 | 0.97 | 24.64 |
| | 02 | | 0.25 | 6.35 | 0.38 | 9.53 | | | | | | | | | | | 1.06 | 26.92 |
| | 03 | | 0.31 | 7.92 | 0.50 | 12.70 | | | | | | | | | | | 1.16 | 29.46 |
| 14 | 01 | 14 | 0.13 | 3.18 | 0.25 | 6.35 | 1.15 | 29.21 | 0.65 | 16.51 | 3.36 | 85.34 | 0.88 | 22.35 | 3.67 | 93.22 | 0.97 | 24.64 |
| | 02 | | 0.25 | 6.35 | 0.38 | 9.53 | | | | | | | | | | | 1.06 | 26.92 |
| | 03 | | 0.31 | 7.92 | 0.50 | 12.70 | | | | | | | | | | | 1.16 | 29.46 |
| | 04 | | 0.44 | 11.10 | 0.63 | 15.88 | | | | | | | | | | | 1.25 | 31.75 |

Table Continued

Connector Group - M

90°, 45°

TABLE - B

| AMPHENOL PART NUMBER DESIGNATOR | | CONNECTOR SHELL SIZE | CABLE RANGE | | | | A DIA. (MAX) | | B (MAX) | | C (MAX) | | D (MAX) | | E (MAX) | | Y (MAX) | |
|---------------------------------------|---------------|-------------------------|-------------|-------|------|-------|--------------|-------|---------|-------|---------|-------|---------|-------|---------|--------|---------|-------|
| SHELL SIZE | ENTRY SIZE | | MIN | | MAX | | INCH | MM | INCH | MM | INCH | MM | INCH | MM | INCH | MM | INCH | MM |
| | | | INCH | MM | INCH | MM | | | | | | | | | | | | |
| 16 | 01 | 16 | 0.13 | 3.18 | 0.25 | 6.35 | 1.25 | 31.75 | 0.74 | 18.80 | 3.47 | 88.14 | 0.93 | 23.62 | 3.76 | 95.50 | 0.97 | 24.64 |
| | 02 | | 0.25 | 6.35 | 0.38 | 9.53 | | | | | | | | | | | 1.06 | 26.92 |
| | 03 | | 0.31 | 7.92 | 0.50 | 12.70 | | | | | | | | | | | 1.16 | 29.46 |
| | 04 | | 0.44 | 11.10 | 0.63 | 15.88 | | | | | | | | | | | 1.25 | 31.75 |
| | 05 | | 0.56 | 14.27 | 0.75 | 19.05 | | | | | | | | | | | 1.38 | 35.05 |
| 18 | 01 | 18 | 0.25 | 6.35 | 0.38 | 9.53 | 1.40 | 35.56 | 0.93 | 23.62 | 3.66 | 92.96 | 1.01 | 25.65 | 3.93 | 99.82 | 1.06 | 26.92 |
| | 02 | | 0.31 | 7.92 | 0.50 | 12.70 | | | | | | | | | | | 1.16 | 29.46 |
| | 03 | | 0.44 | 11.10 | 0.63 | 15.88 | | | | | | | | | | | 1.25 | 31.75 |
| | 04 | | 0.56 | 14.27 | 0.75 | 19.05 | | | | | | | | | | | 1.38 | 35.05 |
| | 05 | | 0.69 | 17.45 | 0.88 | 22.23 | | | | | | | | | | | 1.50 | 38.10 |
| 20 | 01 | 20 | 0.25 | 6.35 | 0.38 | 9.53 | 1.55 | 39.37 | 0.93 | 23.62 | 3.66 | 92.96 | 1.06 | 26.92 | 3.93 | 99.82 | 1.06 | 26.92 |
| | 02 | | 0.31 | 7.92 | 0.50 | 12.70 | | | | | | | | | | | 1.16 | 29.46 |
| | 03 | | 0.44 | 11.10 | 0.63 | 15.88 | | | | | | | | | | | 1.25 | 31.75 |
| | 04 | | 0.56 | 14.27 | 0.75 | 19.05 | | | | | | | | | | | 1.38 | 35.05 |
| | 05 | | 0.69 | 17.45 | 0.88 | 22.23 | | | | | | | | | | | 1.50 | 38.10 |
| | 06 | | 0.81 | 20.62 | 1.00 | 25.40 | | | | | | | | | | | 1.63 | 41.40 |
| 22 | 01 | 22 | 0.25 | 6.35 | 0.38 | 9.53 | 1.65 | 41.91 | 1.02 | 25.91 | 3.81 | 96.77 | 1.17 | 29.72 | 4.04 | 102.62 | 1.06 | 26.92 |
| | 02 | | 0.31 | 7.92 | 0.50 | 12.70 | | | | | | | | | | | 1.16 | 29.46 |
| | 03 | | 0.44 | 11.10 | 0.63 | 15.88 | | | | | | | | | | | 1.25 | 31.75 |
| | 04 | | 0.56 | 14.27 | 0.75 | 19.05 | | | | | | | | | | | 1.38 | 35.05 |
| | 05 | | 0.69 | 17.45 | 0.88 | 22.23 | | | | | | | | | | | 1.50 | 38.10 |
| | 06 | | 0.81 | 20.62 | 1.00 | 25.40 | | | | | | | | | | | 1.63 | 41.40 |
| | 07 | | 0.94 | 23.80 | 1.13 | 28.58 | | | | | | | | | | | 1.75 | 44.45 |
| 24 | 01 | 24 | 0.31 | 7.92 | 0.50 | 12.70 | 1.85 | 46.99 | 1.02 | 25.91 | 3.81 | 96.77 | 1.18 | 29.97 | 4.04 | 102.62 | 1.16 | 29.46 |
| | 02 | | 0.44 | 11.10 | 0.63 | 15.88 | | | | | | | | | | | 1.25 | 31.75 |
| | 03 | | 0.56 | 14.27 | 0.75 | 19.05 | | | | | | | | | | | 1.38 | 35.05 |
| | 04 | | 0.69 | 17.45 | 0.88 | 22.23 | | | | | | | | | | | 1.50 | 38.10 |
| | 05 | | 0.81 | 20.62 | 1.00 | 25.40 | | | | | | | | | | | 1.63 | 41.40 |
| | 06 | | 0.94 | 23.80 | 1.13 | 28.58 | | | | | | | | | | | 1.75 | 44.45 |
| | 07 | | 1.06 | 26.97 | 1.25 | 31.75 | | | | | | | | | | | 1.88 | 47.75 |



Connector Group - N

Straight



Amphenol Part Number



NOTE: * For more cable entry and length options, contact factory

| TABLE - A | | | | | | | | | | | |
|---------------------------------|------------|--------|----------------------|-------------|------|------|-------|---------|-------|---------|-------|
| AMPHENOL PART NUMBER DESIGNATOR | | | CONNECTOR SHELL SIZE | CABLE RANGE | | | | L (MAX) | | Y (MAX) | |
| SHELL SIZE | ENTRY SIZE | LENGTH | | MIN | | MAX | | INCH | MM | INCH | MM |
| | | | | INCH | MM | INCH | MM | | | | |
| 08 | 01 | 1 | 8 | 0.06 | 1.57 | 0.13 | 3.18 | 1.53 | 38.86 | 0.78 | 19.81 |
| | | 2 | | | | | | 2.53 | 64.26 | | |
| | 02 | 1 | | 0.13 | 3.18 | 0.25 | 6.35 | 1.53 | 38.86 | 0.97 | 24.64 |
| | | 2 | | | | | | 2.53 | 64.26 | | |
| 10 | 01 | 1 | 10 | 0.06 | 1.57 | 0.13 | 3.18 | 1.53 | 38.86 | 0.78 | 19.81 |
| | | 2 | | | | | | 2.53 | 64.26 | | |
| | 02 | 1 | | 0.13 | 3.18 | 0.25 | 6.35 | 1.53 | 38.86 | 0.97 | 24.64 |
| | | 2 | | | | | | 2.53 | 64.26 | | |
| | 03 | 1 | | 0.25 | 6.35 | 0.38 | 9.53 | 1.53 | 38.86 | 1.06 | 26.92 |
| | | 2 | | | | | | 2.53 | 64.26 | | |
| 12 | 01 | 1 | 12 | 0.13 | 3.18 | 0.25 | 6.35 | 1.53 | 38.86 | 0.97 | 24.64 |
| | | 2 | | | | | | 2.53 | 64.26 | | |
| | 02 | 1 | | 0.25 | 6.35 | 0.38 | 9.53 | 1.53 | 38.86 | 1.06 | 26.92 |
| | | 2 | | | | | | 2.53 | 64.26 | | |
| | 03 | 1 | | 0.31 | 7.92 | 0.50 | 12.70 | 1.53 | 38.86 | 1.16 | 29.46 |
| | | 2 | | | | | | 2.53 | 64.26 | | |
| 14 | 01 | 1 | 14 | 0.13 | 3.18 | 0.25 | 6.35 | 1.53 | 38.86 | 0.97 | 24.64 |
| | | 2 | | | | | | 2.53 | 64.26 | | |
| | | 3 | | | | | | 3.53 | 89.66 | | |

Table Continued

Connector Group - N

Straight

| TABLE - A | | | | | | | | | | | |
|---------------------------------|------------|--------|----------------------|-------------|-------|------|-------|---------|-------|---------|-------|
| AMPHENOL PART NUMBER DESIGNATOR | | | CONNECTOR SHELL SIZE | CABLE RANGE | | | | L (MAX) | | Y (MAX) | |
| SHELL SIZE | ENTRY SIZE | LENGTH | | MIN | | MAX | | INCH | MM | INCH | MM |
| | | | | INCH | MM | INCH | MM | | | | |
| 14 | 02 | 1 | 14 | 0.25 | 6.35 | 0.38 | 9.53 | 1.53 | 38.86 | 1.06 | 26.92 |
| | | 2 | | | | | | 2.53 | 64.26 | | |
| | | 3 | | | | | | 3.53 | 89.66 | | |
| | 03 | 1 | | 0.31 | 7.92 | 0.50 | 12.70 | 1.53 | 38.86 | 1.16 | 29.46 |
| | | 2 | | | | | | 2.53 | 64.26 | | |
| | | 3 | | | | | | 3.53 | 89.66 | | |
| | 04 | 1 | | 0.44 | 11.10 | 0.63 | 15.88 | 1.53 | 38.86 | 1.25 | 31.75 |
| | | 2 | | | | | | 2.53 | 64.26 | | |
| | | 3 | | | | | | 3.53 | 89.66 | | |
| 16 | 01 | 1 | 16 | 0.13 | 3.18 | 0.25 | 6.35 | 1.53 | 38.86 | 0.97 | 24.64 |
| | | 2 | | | | | | 2.53 | 64.26 | | |
| | | 3 | | | | | | 3.53 | 89.66 | | |
| | 02 | 1 | | 0.25 | 6.35 | 0.38 | 9.53 | 1.53 | 38.86 | 1.06 | 26.92 |
| | | 2 | | | | | | 2.53 | 64.26 | | |
| | | 3 | | | | | | 3.53 | 89.66 | | |
| | 03 | 1 | | 0.31 | 7.92 | 0.50 | 12.70 | 1.53 | 38.86 | 1.16 | 29.46 |
| | | 2 | | | | | | 2.53 | 64.26 | | |
| | | 3 | | | | | | 3.53 | 89.66 | | |
| | 04 | 1 | | 0.44 | 11.10 | 0.63 | 15.88 | 1.53 | 38.86 | 1.25 | 31.75 |
| | | 2 | | | | | | 2.53 | 64.26 | | |
| | | 3 | | | | | | 3.53 | 89.66 | | |
| | 05 | 1 | | 0.56 | 14.27 | 0.75 | 19.05 | 1.53 | 38.86 | 1.38 | 35.05 |
| | | 2 | | | | | | 2.53 | 64.26 | | |
| | | 3 | | | | | | 3.53 | 89.66 | | |
| 18 | 01 | 1 | 18 | 0.25 | 6.35 | 0.38 | 9.53 | 1.53 | 38.86 | 1.06 | 26.92 |
| | | 2 | | | | | | 2.53 | 64.26 | | |
| | | 3 | | | | | | 3.53 | 89.66 | | |
| | 02 | 1 | | 0.31 | 7.92 | 0.50 | 12.70 | 1.53 | 38.86 | 1.16 | 29.46 |
| | | 2 | | | | | | 2.53 | 64.26 | | |
| | | 3 | | | | | | 3.53 | 89.66 | | |
| | 03 | 1 | | 0.44 | 11.10 | 0.63 | 15.88 | 1.53 | 38.86 | 1.25 | 31.75 |
| | | 2 | | | | | | 2.53 | 64.26 | | |
| | | 3 | | | | | | 3.53 | 89.66 | | |
| | 04 | 1 | | 0.56 | 14.27 | 0.75 | 19.05 | 1.53 | 38.86 | 1.38 | 35.05 |
| | | 2 | | | | | | 2.53 | 64.26 | | |
| | | 3 | | | | | | 3.53 | 89.66 | | |
| | 05 | 1 | | 0.69 | 17.45 | 0.88 | 22.23 | 1.53 | 38.86 | 1.50 | 38.10 |
| | | 2 | | | | | | 2.53 | 64.26 | | |
| | | 3 | | | | | | 3.53 | 89.66 | | |

Table Continued



Connector Group - N

Straight

| TABLE - A | | | | | | | | | | | |
|---------------------------------|------------|--------|----------------------|-------------|-------|------|-------|---------|--------|---------|-------|
| AMPHENOL PART NUMBER DESIGNATOR | | | CONNECTOR SHELL SIZE | CABLE RANGE | | | | L (MAX) | | Y (MAX) | |
| SHELL SIZE | ENTRY SIZE | LENGTH | | MIN | | MAX | | INCH | MM | INCH | MM |
| | | | | INCH | MM | INCH | MM | | | | |
| 20 | 01 | 1 | 20 | 0.25 | 6.35 | 0.38 | 9.53 | 1.53 | 38.86 | 1.06 | 26.92 |
| | | 2 | | | | | | 2.53 | 64.26 | | |
| | | 3 | | | | | | 3.53 | 89.66 | | |
| | | 4 | | | | | | 4.53 | 115.06 | | |
| | 02 | 1 | | 0.31 | 7.92 | 0.50 | 12.70 | 1.53 | 38.86 | 1.16 | 29.46 |
| | | 2 | | | | | | 2.53 | 64.26 | | |
| | | 3 | | | | | | 3.53 | 89.66 | | |
| | | 4 | | | | | | 4.53 | 115.06 | | |
| | 03 | 1 | | 0.44 | 11.10 | 0.63 | 15.88 | 1.53 | 38.86 | 1.25 | 31.75 |
| | | 2 | | | | | | 2.53 | 64.26 | | |
| | | 3 | | | | | | 3.53 | 89.66 | | |
| | | 4 | | | | | | 4.53 | 115.06 | | |
| | 04 | 1 | | 0.56 | 14.27 | 0.75 | 19.05 | 1.53 | 38.86 | 1.38 | 35.05 |
| | | 2 | | | | | | 2.53 | 64.26 | | |
| | | 3 | | | | | | 3.53 | 89.66 | | |
| | | 4 | | | | | | 4.53 | 115.06 | | |
| | 05 | 1 | | 0.69 | 17.45 | 0.88 | 22.23 | 1.53 | 38.86 | 1.50 | 38.10 |
| | | 2 | | | | | | 2.53 | 64.26 | | |
| | | 3 | | | | | | 3.53 | 89.66 | | |
| | | 4 | | | | | | 4.53 | 115.06 | | |
| | 06 | 1 | | 0.81 | 20.62 | 1.00 | 25.40 | 1.53 | 38.86 | 1.63 | 41.40 |
| | | 2 | | | | | | 2.53 | 64.26 | | |
| | | 3 | | | | | | 3.53 | 89.66 | | |
| | | 4 | | | | | | 4.53 | 115.06 | | |
| 22 | 01 | 1 | 22 | 0.25 | 6.35 | 0.38 | 9.53 | 1.53 | 38.86 | 1.06 | 26.92 |
| | | 2 | | | | | | 2.53 | 64.26 | | |
| | | 3 | | | | | | 3.53 | 89.66 | | |
| | | 4 | | | | | | 4.53 | 115.06 | | |
| | 02 | 1 | | 0.31 | 7.92 | 0.50 | 12.70 | 1.53 | 38.86 | 1.16 | 29.46 |
| | | 2 | | | | | | 2.53 | 64.26 | | |
| | | 3 | | | | | | 3.53 | 89.66 | | |
| | | 4 | | | | | | 4.53 | 115.06 | | |
| | 03 | 1 | | 0.44 | 11.10 | 0.63 | 15.88 | 1.53 | 38.86 | 1.25 | 31.75 |
| | | 2 | | | | | | 2.53 | 64.26 | | |
| | | 3 | | | | | | 3.53 | 89.66 | | |
| | | 4 | | | | | | 4.53 | 115.06 | | |

Table Continued



Connector Group - N

Straight

| TABLE - A | | | | | | | | | | | |
|---------------------------------|------------|--------|----------------------|-------------|-------|------|-------|---------|--------|---------|-------|
| AMPHENOL PART NUMBER DESIGNATOR | | | CONNECTOR SHELL SIZE | CABLE RANGE | | | | L (MAX) | | Y (MAX) | |
| SHELL SIZE | ENTRY SIZE | LENGTH | | MIN | | MAX | | INCH | MM | INCH | MM |
| | | | | INCH | MM | INCH | MM | | | | |
| 22 | 04 | 1 | 22 | 0.56 | 14.27 | 0.75 | 19.05 | 1.53 | 38.86 | 1.38 | 35.05 |
| | | 2 | | | | | | 2.53 | 64.26 | | |
| | | 3 | | | | | | 3.53 | 89.66 | | |
| | | 4 | | | | | | 4.53 | 115.06 | | |
| | 05 | 1 | | 0.69 | 17.45 | 0.88 | 22.23 | 1.53 | 38.86 | 1.50 | 38.10 |
| | | 2 | | | | | | 2.53 | 64.26 | | |
| | | 3 | | | | | | 3.53 | 89.66 | | |
| | | 4 | | | | | | 4.53 | 115.06 | | |
| | 06 | 1 | | 0.81 | 20.62 | 1.00 | 25.40 | 1.53 | 38.86 | 1.63 | 41.40 |
| | | 2 | | | | | | 2.53 | 64.26 | | |
| | | 3 | | | | | | 3.53 | 89.66 | | |
| | | 4 | | | | | | 4.53 | 115.06 | | |
| | 07 | 1 | | 0.94 | 23.80 | 1.13 | 28.58 | 1.53 | 38.86 | 1.75 | 44.45 |
| | | 2 | | | | | | 2.53 | 64.26 | | |
| | | 3 | | | | | | 3.53 | 89.66 | | |
| | | 4 | | | | | | 4.53 | 115.06 | | |
| 24 | 01 | 1 | 24 | 0.31 | 7.92 | 0.50 | 12.70 | 1.53 | 38.86 | 1.16 | 29.46 |
| | | 2 | | | | | | 2.53 | 64.26 | | |
| | | 3 | | | | | | 3.53 | 89.66 | | |
| | | 4 | | | | | | 4.53 | 115.06 | | |
| | 02 | 1 | | 0.44 | 11.10 | 0.63 | 15.88 | 1.53 | 38.86 | 1.25 | 31.75 |
| | | 2 | | | | | | 2.53 | 64.26 | | |
| | | 3 | | | | | | 3.53 | 89.66 | | |
| | | 4 | | | | | | 4.53 | 115.06 | | |
| | 03 | 1 | | 0.56 | 14.27 | 0.75 | 19.05 | 1.53 | 38.86 | 1.38 | 35.05 |
| | | 2 | | | | | | 2.53 | 64.26 | | |
| | | 3 | | | | | | 3.53 | 89.66 | | |
| | | 4 | | | | | | 4.53 | 115.06 | | |
| | 04 | 1 | | 0.69 | 17.45 | 0.88 | 22.23 | 1.53 | 38.86 | 1.50 | 38.10 |
| | | 2 | | | | | | 2.53 | 64.26 | | |
| | | 3 | | | | | | 3.53 | 89.66 | | |
| | | 4 | | | | | | 4.53 | 115.06 | | |
| | 05 | 1 | | 0.81 | 20.62 | 1.00 | 25.40 | 1.53 | 38.86 | 1.63 | 41.40 |
| | | 2 | | | | | | 2.53 | 64.26 | | |
| | | 3 | | | | | | 3.53 | 89.66 | | |
| | | 4 | | | | | | 4.53 | 115.06 | | |
| | 06 | 1 | | 0.94 | 23.80 | 1.13 | 28.58 | 1.53 | 38.86 | 1.75 | 44.45 |
| | | 2 | | | | | | 2.53 | 64.26 | | |
| | | 3 | | | | | | 3.53 | 89.66 | | |
| | | 4 | | | | | | 4.53 | 115.06 | | |
| | 07 | 1 | | 1.06 | 26.97 | 1.25 | 31.75 | 1.53 | 38.86 | 1.88 | 47.75 |
| | | 2 | | | | | | 2.53 | 64.26 | | |
| | | 3 | | | | | | 3.53 | 89.66 | | |
| | | 4 | | | | | | 4.53 | 115.06 | | |





Amphenol Part Number



NOTE: * For more cable entry options, contact factory

TABLE - B

| AMPHENOL PART NUMBER DESIGNATOR | | CONNECTOR SHELL SIZE | CABLE RANGE | | | | A DIA. (MAX) | | B (MAX) | | C (MAX) | | D (MAX) | | E (MAX) | | Y (MAX) | |
|---------------------------------|------------|----------------------|-------------|-------|------|-------|--------------|-------|---------|-------|---------|-------|---------|-------|---------|-------|---------|-------|
| SHELL SIZE | ENTRY SIZE | | MIN | | MAX | | INCH | MM | INCH | MM | INCH | MM | INCH | MM | INCH | MM | INCH | MM |
| | | | INCH | MM | INCH | MM | | | | | | | | | | | | |
| 08 | 01 | 8 | 0.06 | 1.57 | 0.13 | 3.18 | 0.75 | 19.05 | 0.46 | 11.68 | 3.15 | 80.01 | 0.69 | 17.53 | 3.46 | 87.88 | 0.78 | 19.81 |
| | 02 | | 0.13 | 3.18 | 0.25 | 6.35 | | | | | | | | | | | 0.97 | 24.64 |
| 10 | 01 | 10 | 0.06 | 1.57 | 0.13 | 3.18 | 0.85 | 21.59 | 0.52 | 13.21 | 3.21 | 81.53 | 0.78 | 19.81 | 3.58 | 90.93 | 0.78 | 19.81 |
| | 02 | | 0.13 | 3.18 | 0.25 | 6.35 | | | | | | | | | | | 0.97 | 24.64 |
| | 03 | | 0.25 | 6.35 | 0.38 | 9.53 | | | | | | | | | | | 1.06 | 26.92 |
| 12 | 01 | 12 | 0.13 | 3.18 | 0.25 | 6.35 | 1.00 | 25.40 | 0.58 | 14.73 | 3.27 | 83.06 | 0.80 | 20.32 | 3.60 | 91.44 | 0.97 | 24.64 |
| | 02 | | 0.25 | 6.35 | 0.38 | 9.53 | | | | | | | | | | | 1.06 | 26.92 |
| | 03 | | 0.31 | 7.92 | 0.50 | 12.70 | | | | | | | | | | | 1.16 | 29.46 |
| 14 | 01 | 14 | 0.13 | 3.18 | 0.25 | 6.35 | 1.15 | 29.21 | 0.65 | 16.51 | 3.36 | 85.34 | 0.88 | 22.35 | 3.67 | 93.22 | 0.97 | 24.64 |
| | 02 | | 0.25 | 6.35 | 0.38 | 9.53 | | | | | | | | | | | 1.06 | 26.92 |
| | 03 | | 0.31 | 7.92 | 0.50 | 12.70 | | | | | | | | | | | 1.16 | 29.46 |
| | 04 | | 0.44 | 11.10 | 0.63 | 15.88 | | | | | | | | | | | 1.25 | 31.75 |

Table Continued

Connector Group - N

90°, 45°

| TABLE - B | | | | | | | | | | | | | | | | | | |
|---------------------------------------|---------------|-------------------------|-------------|-------|------|-------|--------------|-------|---------|-------|---------|-------|---------|-------|---------|--------|---------|-------|
| AMPHENOL PART NUMBER DESIGNATOR | | CONNECTOR SHELL SIZE | CABLE RANGE | | | | A DIA. (MAX) | | B (MAX) | | C (MAX) | | D (MAX) | | E (MAX) | | Y (MAX) | |
| SHELL SIZE | ENTRY SIZE | | MIN | | MAX | | INCH | MM | INCH | MM | INCH | MM | INCH | MM | INCH | MM | INCH | MM |
| | | | INCH | MM | INCH | MM | | | | | | | | | | | | |
| 16 | 01 | 16 | 0.13 | 3.18 | 0.25 | 6.35 | 1.25 | 31.75 | 0.74 | 18.80 | 3.47 | 88.14 | 0.93 | 23.62 | 3.76 | 95.50 | 0.97 | 24.64 |
| | 02 | | 0.25 | 6.35 | 0.38 | 9.53 | | | | | | | | | | | 1.06 | 26.92 |
| | 03 | | 0.31 | 7.92 | 0.50 | 12.70 | | | | | | | | | | | 1.16 | 29.46 |
| | 04 | | 0.44 | 11.10 | 0.63 | 15.88 | | | | | | | | | | | 1.25 | 31.75 |
| | 05 | | 0.56 | 14.27 | 0.75 | 19.05 | | | | | | | | | | | 1.38 | 35.05 |
| 18 | 01 | 18 | 0.25 | 6.35 | 0.38 | 9.53 | 1.40 | 35.56 | 0.93 | 23.62 | 3.66 | 92.96 | 1.01 | 25.65 | 3.93 | 99.82 | 1.06 | 26.92 |
| | 02 | | 0.31 | 7.92 | 0.50 | 12.70 | | | | | | | | | | | 1.16 | 29.46 |
| | 03 | | 0.44 | 11.10 | 0.63 | 15.88 | | | | | | | | | | | 1.25 | 31.75 |
| | 04 | | 0.56 | 14.27 | 0.75 | 19.05 | | | | | | | | | | | 1.38 | 35.05 |
| | 05 | | 0.69 | 17.45 | 0.88 | 22.23 | | | | | | | | | | | 1.50 | 38.10 |
| 20 | 01 | 20 | 0.25 | 6.35 | 0.38 | 9.53 | 1.55 | 39.37 | 0.93 | 23.62 | 3.66 | 92.96 | 1.06 | 26.92 | 3.93 | 99.82 | 1.06 | 26.92 |
| | 02 | | 0.31 | 7.92 | 0.50 | 12.70 | | | | | | | | | | | 1.16 | 29.46 |
| | 03 | | 0.44 | 11.10 | 0.63 | 15.88 | | | | | | | | | | | 1.25 | 31.75 |
| | 04 | | 0.56 | 14.27 | 0.75 | 19.05 | | | | | | | | | | | 1.38 | 35.05 |
| | 05 | | 0.69 | 17.45 | 0.88 | 22.23 | | | | | | | | | | | 1.50 | 38.10 |
| | 06 | | 0.81 | 20.62 | 1.00 | 25.40 | | | | | | | | | | | 1.63 | 41.40 |
| 22 | 01 | 22 | 0.25 | 6.35 | 0.38 | 9.53 | 1.65 | 41.91 | 1.02 | 25.91 | 3.81 | 96.77 | 1.17 | 29.72 | 4.04 | 102.62 | 1.06 | 26.92 |
| | 02 | | 0.31 | 7.92 | 0.50 | 12.70 | | | | | | | | | | | 1.16 | 29.46 |
| | 03 | | 0.44 | 11.10 | 0.63 | 15.88 | | | | | | | | | | | 1.25 | 31.75 |
| | 04 | | 0.56 | 14.27 | 0.75 | 19.05 | | | | | | | | | | | 1.38 | 35.05 |
| | 05 | | 0.69 | 17.45 | 0.88 | 22.23 | | | | | | | | | | | 1.50 | 38.10 |
| | 06 | | 0.81 | 20.62 | 1.00 | 25.40 | | | | | | | | | | | 1.63 | 41.40 |
| | 07 | | 0.94 | 23.80 | 1.13 | 28.58 | | | | | | | | | | | 1.75 | 44.45 |
| 24 | 01 | 24 | 0.31 | 7.92 | 0.50 | 12.70 | 1.85 | 46.99 | 1.02 | 25.91 | 3.81 | 96.77 | 1.18 | 29.97 | 4.04 | 102.62 | 1.16 | 29.46 |
| | 02 | | 0.44 | 11.10 | 0.63 | 15.88 | | | | | | | | | | | 1.25 | 31.75 |
| | 03 | | 0.56 | 14.27 | 0.75 | 19.05 | | | | | | | | | | | 1.38 | 35.05 |
| | 04 | | 0.69 | 17.45 | 0.88 | 22.23 | | | | | | | | | | | 1.50 | 38.10 |
| | 05 | | 0.81 | 20.62 | 1.00 | 25.40 | | | | | | | | | | | 1.63 | 41.40 |
| | 06 | | 0.94 | 23.80 | 1.13 | 28.58 | | | | | | | | | | | 1.75 | 44.45 |
| | 07 | | 1.06 | 26.97 | 1.25 | 31.75 | | | | | | | | | | | 1.88 | 47.75 |



Компания «Океан Электроники» предлагает заключение долгосрочных отношений при поставках импортных электронных компонентов на взаимовыгодных условиях!

Наши преимущества:

- Поставка оригинальных импортных электронных компонентов напрямую с производств Америки, Европы и Азии, а так же с крупнейших складов мира;
- Широкая линейка поставок активных и пассивных импортных электронных компонентов (более 30 млн. наименований);
- Поставка сложных, дефицитных, либо снятых с производства позиций;
- Оперативные сроки поставки под заказ (от 5 рабочих дней);
- Экспресс доставка в любую точку России;
- Помощь Конструкторского Отдела и консультации квалифицированных инженеров;
- Техническая поддержка проекта, помощь в подборе аналогов, поставка прототипов;
- Поставка электронных компонентов под контролем ВП;
- Система менеджмента качества сертифицирована по Международному стандарту ISO 9001;
- При необходимости вся продукция военного и аэрокосмического назначения проходит испытания и сертификацию в лаборатории (по согласованию с заказчиком);
- Поставка специализированных компонентов военного и аэрокосмического уровня качества (Xilinx, Altera, Analog Devices, Intersil, Interpoint, Microsemi, Actel, Aeroflex, Peregrine, VPT, Syfer, Eurofarad, Texas Instruments, MS Kennedy, Miteq, Cobham, E2V, MA-COM, Hittite, Mini-Circuits, General Dynamics и др.);

Компания «Океан Электроники» является официальным дистрибьютором и эксклюзивным представителем в России одного из крупнейших производителей разъемов военного и аэрокосмического назначения «JONHON», а так же официальным дистрибьютором и эксклюзивным представителем в России производителя высокотехнологичных и надежных решений для передачи СВЧ сигналов «FORSTAR».



JONHON

«JONHON» (основан в 1970 г.)

Разъемы специального, военного и аэрокосмического назначения:

(Применяются в военной, авиационной, аэрокосмической, морской, железнодорожной, горно- и нефтедобывающей отраслях промышленности)

«FORSTAR» (основан в 1998 г.)

ВЧ соединители, коаксиальные кабели, кабельные сборки и микроволновые компоненты:

(Применяются в телекоммуникациях гражданского и специального назначения, в средствах связи, РЛС, а так же военной, авиационной и аэрокосмической отраслях промышленности).



Телефон: 8 (812) 309-75-97 (многоканальный)

Факс: 8 (812) 320-03-32

Электронная почта: ocean@oceanchips.ru

Web: <http://oceanchips.ru/>

Адрес: 198099, г. Санкт-Петербург, ул. Калинина, д. 2, корп. 4, лит. А