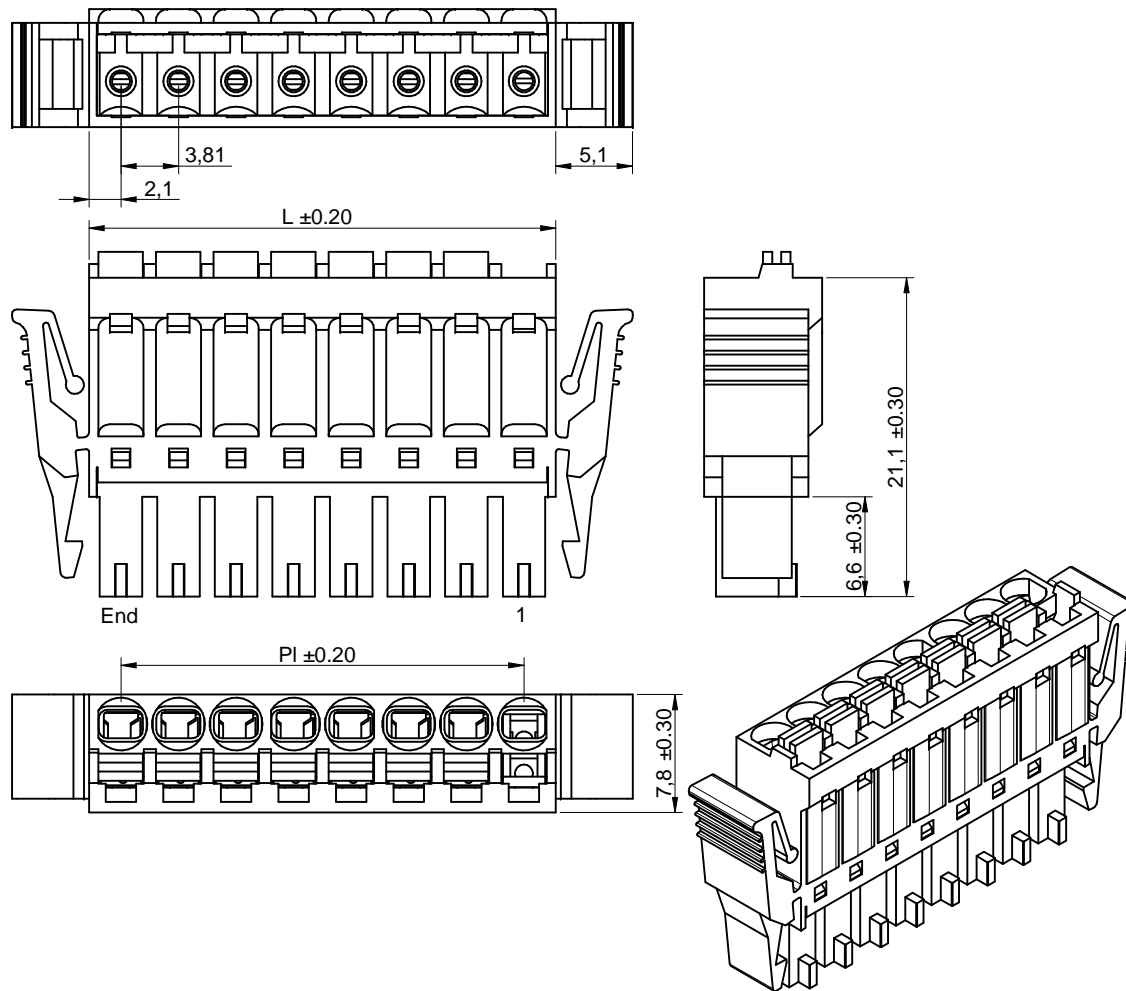


## Dimensions: [mm]



## Article Properties:

| Properties          |       | Value | Unit |
|---------------------|-------|-------|------|
| Pins                |       | 4     |      |
| Pin to Pin (Middle) | $P_1$ | 11.43 | mm   |
| Length              | L     | 15.64 | mm   |

Würth Elektronik eiSos GmbH & Co. KG  
EMC & Inductive Solutions

Max-Eyth-Str. 1  
74638 Waldenburg  
Germany  
Tel. +49 (0) 79 42 945 - 0

www.we-online.com  
eiSos@we-online.com



| CREATED   | CHECKED | GENERAL TOLERANCE | PROJECTION METHOD |
|---|---------|-------------------|-------------------|
| DaSc  | Fbr     | DIN ISO 2768-1m   |                   |
| DESCRIPTION   |         |                   | ORDER CODE        |
| Serie 3043 - 3.81mm Screwless<br>Vertical Entry Plug w. Plastic Latch<br>WR-TBL |         |                   | 691304330004      |
| REVISION  | STATUS  | DATE (YYYY-MM-DD) | BUSINESS UNIT     |
| 001.002   | Valid   | 2017-09-12        | eiCan             |
|   |         |                   | PAGE              |
|   |         |                   | 1/5               |

## Article Properties:

| Pins | P <sub>1</sub> | L        | Order Code   |
|------|----------------|----------|--------------|
| 2    | 3.81 mm        | 8.02 mm  | 691304330002 |
| 3    | 7.62 mm        | 11.83 mm | 691304330003 |
| 4    | 11.43 mm       | 15.64 mm | 691304330004 |
| 5    | 15.24 mm       | 19.45 mm | 691304330005 |
| 6    | 19.05 mm       | 23.26 mm | 691304330006 |
| 7    | 22.86 mm       | 27.07 mm | 691304330007 |
| 8    | 26.67 mm       | 30.88 mm | 691304330008 |
| 9    | 30.48 mm       | 34.69 mm | 691304330009 |
| 10   | 35.29 mm       | 38.50 mm | 691304330010 |
| 11   | 38.10 mm       | 42.31 mm | 691304330011 |
| 12   | 41.91 mm       | 46.12 mm | 691304330012 |
| 13   | 45.72 mm       | 49.93 mm | 691304330013 |
| 14   | 49.53 mm       | 53.74 mm | 691304330014 |
| 15   | 53.34 mm       | 57.55 mm | 691304330015 |
| 16   | 57.15 mm       | 61.36 mm | 691304330016 |
| 17   | 60.96 mm       | 65.17 mm | 691304330017 |
| 18   | 64.77 mm       | 68.98 mm | 691304330018 |
| 19   | 68.58 mm       | 72.79 mm | 691304330019 |
| 20   | 72.39 mm       | 76.60 mm | 691304330020 |
| 21   | 76.20 mm       | 80.41 mm | 691304330021 |
| 22   | 80.01 mm       | 83.42 mm | 691304330022 |
| 23   | 83.82 mm       | 88.03 mm | 691304330023 |
| 24   | 87.63 mm       | 91.84 mm | 691304330024 |

## Kind Properties:

| Properties                        | Value                   | Unit    |
|-----------------------------------|-------------------------|---------|
| Standard Polarities <sup>1)</sup> | 02;03;04;05;06;07;08;12 |         |
| Pitch                             | P                       | 3.81 mm |

<sup>1)</sup> Delivery ex stock for standard polarities, non standard have extended leadtimes

## Material Properties:

|                               |                                   |
|-------------------------------|-----------------------------------|
| Insulator Material            | PA66                              |
| Insulator Flammability Rating | UL94 V-0                          |
| Insulator Color               | Green                             |
| Contact Material              | Stainless Steel                   |
| Wire Guard                    | Copper Alloy with Tin over Nickel |

## General Properties:

|                       |                      |
|-----------------------|----------------------|
| Operating Temperature | -40 °C up to +105 °C |
| Compliance            | Lead free / RoHS     |

## Electrical Properties:

| Properties           | Test conditions | Value | Unit   |
|----------------------|-----------------|-------|--------|
| Rated Current        | I <sub>R</sub>  | 12    | A      |
| Working Voltage      |                 | 300   | V (AC) |
| Withstanding Voltage | 1 min           | 2500  | V (AC) |
| Contact Resistance   | R               | 20    | mΩ     |

## Mechanical Properties:


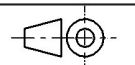
|                   |        |
|-------------------|--------|
| Wire Strip Length | 6 (mm) |
|-------------------|--------|

## Wire Properties:

|                                  |                                 |
|----------------------------------|---------------------------------|
| Solid Wire Section (Imperial)    | 16 to 24 (AWG)                  |
| Solid Wire Section (Metric)      | 0.205 to 1.3 (mm <sup>2</sup> ) |
| Stranded Wire Section (Imperial) | 16 to 24 (AWG)                  |
| Stranded Wire Section (Metric)   | 0.205 to 1.3 (mm <sup>2</sup> ) |


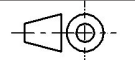
## Standard:

|             |         |
|-------------|---------|
| UL Approval | E315414 |
|-------------|---------|

|   |  |   |  |
|---|--|---|--|
| <p>Würth Elektronik eiSos GmbH &amp; Co. KG<br/>EMC &amp; Inductive Solutions</p> <p>Max-Eyth-Str. 1<br/>74638 Waldenburg<br/>Germany<br/>Tel. +49 (0) 79 42 945 - 0</p> <p>www.we-online.com<br/>eiSos@we-online.com</p>  | <p>CREATED<br/>DaSc</p> <p>CHECKED<br/>Fbr</p> <p>GENERAL TOLERANCE<br/>DIN ISO 2768-1m</p> <p>PROJECTION METHOD<br/></p> | <p>DESCRIPTION<br/><b>Serie 3043 - 3.81mm Screwless<br/>Vertical Entry Plug w. Plastic Latch<br/>WR-TBL</b></p> <p>REVISION<br/>001.002</p> <p>STATUS<br/>Valid</p> | <p>ORDER CODE<br/><b>691304330004</b></p> <p>DATE (YYYY-MM-DD)<br/>2017-09-12</p> <p>BUSINESS UNIT<br/>eiCan</p> <p>PAGE<br/>2/5</p> |
|---|--|---|--|

## Packaging Properties:

|           |     |
|-----------|-----|
| Packaging | Box |
|-----------|-----|

|   |   |                         |  |  |                     |
|---|---|-------------------------|--|--|---------------------|
| <p>Würth Elektronik eiSos GmbH &amp; Co. KG<br/>EMC &amp; Inductive Solutions</p> <p>Max-Eyth-Str. 1<br/>74638 Waldenburg<br/>Germany<br/>Tel. +49 (0) 79 42 945 - 0</p> <p>www.we-online.com<br/>eiSos@we-online.com</p>  | <p>CREATED<br/>DaSc</p>   | <p>CHECKED<br/>Fbr</p>  | <p>GENERAL TOLERANCE<br/>DIN ISO 2768-1m</p> | <p>PROJECTION METHOD<br/></p> |                     |
|   | <p>DESCRIPTION<br/><b>Serie 3043 - 3.81mm Screwless<br/>Vertical Entry Plug w. Plastic Latch<br/>WR-TBL</b></p> |                         |  | <p>ORDER CODE<br/><b>691304330004</b></p>  |                     |
|   | <p>REVISION<br/>001.002</p>   | <p>STATUS<br/>Valid</p> | <p>DATE (YYYY-MM-DD)<br/>2017-09-12</p>      | <p>BUSINESS UNIT<br/>eiCan</p>   | <p>PAGE<br/>3/5</p> |

## Cautions and Warnings:

### The following conditions apply to all goods within the product services of the Connectors of Würth Elektronik eiSos GmbH & Co. KG:

#### General:

- This electronic component is designed and developed with the intention for use in general electronics equipment.
- Before incorporating the components into any equipment in the field such as aerospace, aviation, nuclear control, submarine, transportation, (automotive control, train control, ship control), transportation signal, disaster prevention, medical, public information network etc. where higher safety and reliability are especially required or if there is possibility of direct damage or injury to human body, Würth Elektronik must be asked for a written approval.
- In addition, even electronic component in general electronic equipment, when used in electrical circuits that require high safety, reliability functions or performance, the sufficient reliability evaluation-check for the safety must be performed by the user before usage.
- The connector is designed and manufactured to be used within the datasheet specified values.
- Do not use the connector outside the datasheet specifications.
- Prevent any damage or scratches on the connector, especially on the actuator.
- Direct mechanical impact to the product shall be prevented (e.g overlapping of the PCB's).
- The responsibility for the applicability of the customer specific products and use in a particular customer design is always within the authority of the customer. All technical specification for standard products do also apply to customer specific products.
- The Connectors are designed to be used along with Würth Elektronik counterparts and tools. Würth Elektronik cannot insure the reliability of these components while being used with other products.

#### Product Specific:

##### Soldering:

- The solder profile must comply with the WE technical soldering specification, otherwise this will void the warranty.
- Other soldering methods are not verified and have to be validated by the customer at his own risk.

##### Cleaning and Washing:

- Parts are not constructed for washing, so washing can cause malfunction afterwards.
- Cleaning agent that are used to clean the customer applications might damage or change the characteristics of the component, body, pins and termination.
- Please do not submerge our washable products into water or cleaning agents or put them in locations exposed to water completely.
- When cleaning by hand (brushing), please do not use excessive force on our connectors to avoid malfunction afterwards, because customer could deform function relevant areas.
- We recommended a solution without organic acid (preserve the plating against corrosion) volatile, without residues and compatible with the plastic.



- We recommend to perform tests and to let a part in immersion in the solution 8 to 12 hours and see if there is a degradation.

##### Storage Conditions:

- The Connectors are considered MSL1 into closed original packaging and are not subject to storage time limits regarding the moisture sensitivity but all products shall be used before the end of the period of 12 months based on the products date code, if not 100% solderability can't be warranted.

##### Handling:

- Do not repeatedly operate the connector with excessive force. It may damage or deforms the contact dome which results in malfunction.
- In the case a product requires particular handling precautions, in addition to the general recommendations mentioned here before, these will appear on the product datasheet.

|  |   |                 |                                      |  |
|--|---|-----------------|--------------------------------------|--|
| Würth Elektronik eiSos GmbH & Co. KG<br>EMC & Inductive Solutions<br><br>Max-Eyth-Str. 1<br>74638 Waldenburg<br>Germany<br>Tel. +49 (0) 79 42 945 - 0<br><br>www.we-online.com<br>eiSos@we-online.com<br><br> | CREATED<br>DaSc   | CHECKED<br>Fbr  | GENERAL TOLERANCE<br>DIN ISO 2768-1m | PROJECTION METHOD<br> |
|  | DESCRIPTION<br><b>Serie 3043 - 3.81mm Screwless Vertical Entry Plug w. Plastic Latch WR-TBL</b> |                 |                                      | ORDER CODE<br><b>691304330004</b>  |
|  | REVISION<br>001.002   | STATUS<br>Valid | DATE (YYYY-MM-DD)<br>2017-09-12      | BUSINESS UNIT<br>eiCan   |

## Important Notes

The following conditions apply to all goods within the product range of Würth Elektronik eiSos GmbH & Co. KG:

### 1. General Customer Responsibility

Some goods within the product range of Würth Elektronik eiSos GmbH & Co. KG contain statements regarding general suitability for certain application areas. These statements about suitability are based on our knowledge and experience of typical requirements concerning the areas, serve as general guidance and cannot be estimated as binding statements about the suitability for a customer application. The responsibility for the applicability and use in a particular customer design is always solely within the authority of the customer. Due to this fact it is up to the customer to evaluate, where appropriate to investigate and decide whether the device with the specific product characteristics described in the product specification is valid and suitable for the respective customer application or not.

### 2. Customer Responsibility related to Specific, in particular Safety-Relevant Applications

It has to be clearly pointed out that the possibility of a malfunction of electronic components or failure before the end of the usual lifetime cannot be completely eliminated in the current state of the art, even if the products are operated within the range of the specifications. In certain customer applications requiring a very high level of safety and especially in customer applications in which the malfunction or failure of an electronic component could endanger human life or health it must be ensured by most advanced technological aid of suitable design of the customer application that no injury or damage is caused to third parties in the event of malfunction or failure of an electronic component. Therefore, customer is cautioned to verify that data sheets are current before placing orders. The current data sheets can be downloaded at [www.we-online.com](http://www.we-online.com).

### 3. Best Care and Attention

Any product-specific notes, cautions and warnings must be strictly observed. Any disregard will result in the loss of warranty.

### 4. Customer Support for Product Specifications

Some products within the product range may contain substances which are subject to restrictions in certain jurisdictions in order to serve specific technical requirements. Necessary information is available on request. In this case the field sales engineer or the internal sales person in charge should be contacted who will be happy to support in this matter.

### 5. Product R&D

Due to constant product improvement product specifications may change from time to time. As a standard reporting procedure of the Product Change Notification (PCN) according to the JEDEC-Standard inform about minor and major changes. In case of further queries regarding the PCN, the field sales engineer or the internal sales person in charge should be contacted. The basic responsibility of the customer as per Section 1 and 2 remains unaffected.

### 6. Product Life Cycle



Due to technical progress and economical evaluation we also reserve the right to discontinue production and delivery of products. As a standard reporting procedure of the Product Termination Notification (PTN) according to the JEDEC-Standard we will inform at an early stage about inevitable product discontinuance. According to this we cannot guarantee that all products within our product range will always be available. Therefore it needs to be verified with the field sales engineer or the internal sales person in charge about the current product availability expectancy before or when the product for application design-in disposal is considered. The approach named above does not apply in the case of individual agreements deviating from the foregoing for customer-specific products.

### 7. Property Rights

All the rights for contractual products produced by Würth Elektronik eiSos GmbH & Co. KG on the basis of ideas, development contracts as well as models or templates that are subject to copyright, patent or commercial protection supplied to the customer will remain with Würth Elektronik eiSos GmbH & Co. KG. Würth Elektronik eiSos GmbH & Co. KG does not warrant or represent that any license, either expressed or implied, is granted under any patent right, copyright, mask work right, or other intellectual property right relating to any combination, application, or process in which Würth Elektronik eiSos GmbH & Co. KG components or services are used.

### 8. General Terms and Conditions

Unless otherwise agreed in individual contracts, all orders are subject to the current version of the "General Terms and Conditions of Würth Elektronik eiSos Group", last version available at [www.we-online.com](http://www.we-online.com).

|   |   |                     |                                      |  |                        |
|---|---|---------------------|--------------------------------------|--|------------------------|
| Würth Elektronik eiSos GmbH & Co. KG<br>EMC & Inductive Solutions<br><br>Max-Eyth-Str. 1<br>74638 Waldenburg<br>Germany<br>Tel. +49 (0) 79 42 945 - 0<br><br><a href="http://www.we-online.com">www.we-online.com</a><br><a href="mailto:eiSos@we-online.com">eiSos@we-online.com</a> | CREATED<br>DaSc   | CHECKED<br>Fbr      | GENERAL TOLERANCE<br>DIN ISO 2768-1m | PROJECTION METHOD<br> |                        |
|   | DESCRIPTION<br><b>Serie 3043 - 3.81mm Screwless<br/>         Vertical Entry Plug w. Plastic Latch<br/>         WR-TBL</b> |                     | ORDER CODE<br><b>691304330004</b>    |  |                        |
|   |                                      | REVISION<br>001.002 | STATUS<br>Valid                      | DATE (YYYY-MM-DD)<br>2017-09-12  | BUSINESS UNIT<br>eiCan |

Компания «Океан Электроники» предлагает заключение долгосрочных отношений при поставках импортных электронных компонентов на взаимовыгодных условиях!

Наши преимущества:

- Поставка оригинальных импортных электронных компонентов напрямую с производств Америки, Европы и Азии, а так же с крупнейших складов мира;
- Широкая линейка поставок активных и пассивных импортных электронных компонентов (более 30 млн. наименований);
- Поставка сложных, дефицитных, либо снятых с производства позиций;
- Оперативные сроки поставки под заказ (от 5 рабочих дней);
- Экспресс доставка в любую точку России;
- Помощь Конструкторского Отдела и консультации квалифицированных инженеров;
- Техническая поддержка проекта, помощь в подборе аналогов, поставка прототипов;
- Поставка электронных компонентов под контролем ВП;
- Система менеджмента качества сертифицирована по Международному стандарту ISO 9001;
- При необходимости вся продукция военного и аэрокосмического назначения проходит испытания и сертификацию в лаборатории (по согласованию с заказчиком);
- Поставка специализированных компонентов военного и аэрокосмического уровня качества (Xilinx, Altera, Analog Devices, Intersil, Interpoint, Microsemi, Actel, Aeroflex, Peregrine, VPT, Syfer, Eurofarad, Texas Instruments, MS Kennedy, Miteq, Cobham, E2V, MA-COM, Hittite, Mini-Circuits, General Dynamics и др.);

Компания «Океан Электроники» является официальным дистрибьютором и эксклюзивным представителем в России одного из крупнейших производителей разъемов военного и аэрокосмического назначения «JONHON», а так же официальным дистрибьютором и эксклюзивным представителем в России производителя высокотехнологичных и надежных решений для передачи СВЧ сигналов «FORSTAR».



## JONHON

«JONHON» (основан в 1970 г.)

Разъемы специального, военного и аэрокосмического назначения:

(Применяются в военной, авиационной, аэрокосмической, морской, железнодорожной, горно- и нефтедобывающей отраслях промышленности)

«FORSTAR» (основан в 1998 г.)

ВЧ соединители, коаксиальные кабели, кабельные сборки и микроволновые компоненты:

(Применяются в телекоммуникациях гражданского и специального назначения, в средствах связи, РЛС, а так же военной, авиационной и аэрокосмической отраслях промышленности).



Телефон: 8 (812) 309-75-97 (многоканальный)

Факс: 8 (812) 320-03-32

Электронная почта: [ocean@oceanchips.ru](mailto:ocean@oceanchips.ru)

Web: <http://oceanchips.ru/>

Адрес: 198099, г. Санкт-Петербург, ул. Калинина, д. 2, корп. 4, лит. А