

## Power line chokes

Current-compensated ring core double chokes  
250 V AC, 1.2 ... 68 mH, 0.3 ... 3 A, +40 °C / +60 °C

**Series/Type:**            **B82722A/J**

**Date:**                      October 2016

© EPCOS AG 2016. Reproduction, publication and dissemination of this publication, enclosures hereto and the information contained therein without EPCOS' prior express consent is prohibited.

EPCOS AG is a TDK Group Company.

**Rated voltage 250 V AC**
**Rated inductance 1.2 ... 68 mH**
**Rated current 0.3 ... 3 A / +40 °C, +60 °C**
**Construction**

- Current-compensated ring core double choke
- Ferrite core with epoxy coating (UL 94 V-0)
- Plastic case with in-molded pins (UL 94 V-0)<sup>1)</sup>
- Potting (UL 94 V-0)
- Sector winding


**B82722A**
**Features**

- High resonance frequency due to special winding technique
- Approx. 1% stray inductance for symmetrical interference suppression
- Suitable for wave soldering
- Design complies with EN 60938-2 (VDE 0565-2) and UL 1283
- UL<sup>2)</sup> and/or ENEC (VDE) approvals   
- RoHS-compatible


**B82722J**
**Applications**

- Suppression of common-mode interferences
- Switch-mode power applications
- Electronic ballasts in lamps
- Power inverters

**Terminals**

- Base material CuNi18Zn20
- Layer composition Ni, Sn
- Hot-dipped
- Pins 0.7 × 0.7 (mm)
- Lead spacing 10 × 12.5 (mm) or 20 × 12.5 (mm)

**Marking**

- Product brand, approval signs and VDE standard number, ordering code, graphic symbol, rated current, rated voltage, rated inductance, date of manufacture (YYWWD.internal ID code)

**Delivery mode**

- Blister tray in cardboard box

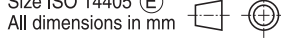
1) Additionally certified values:

|  |         |
|--|---------|
| Glow wire flammability index (GWFI to IEC 60695-2-12):   | +850 °C |
| Glow wire ignition temperature (GWIT to IEC 60695-2-13): | +775 °C |
| Comparative tracking index (CTI to IEC 60112):           | 175 V   |
| Ball pressure test (BP to IEC 60695-10-2):               | +125 °C |

2) UL approval with 300 V AC

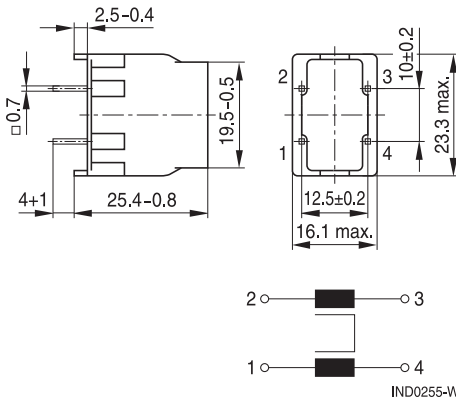
**Dimensional drawings and pin configurations**
**Horizontal version (B82722A)**


Part tolerances to ISO 2768-cL / ISO 8015.  
 Size ISO 14405 (E)

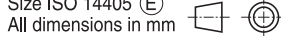


All dimensions in mm

IND1276-L-E

**Vertical version (B82722J)**


Part tolerances to ISO 2768-cL / ISO 8015.  
 Size ISO 14405 (E)





All dimensions in mm

IND1276-L-E

**Technical data and measuring conditions**

|  |   |
|--|---|
| Rated voltage $V_R$                              | 250 V AC (50/60 Hz)   |
| Test voltage $V_{\text{test}}$                   | 1500 V AC, 2 s (line/line)  |
| Rated temperature $T_R$                          | +40 °C or +60 °C  |
| Rated current $I_R$                              | Referred to 50 Hz and rated temperature   |
| Rated inductance $L_R$                           | Measured with Agilent 4284A at 10 kHz, 0.1 mA, +20 °C<br>Inductance is specified per winding.                 |
| Inductance tolerance                             | ±30% at +20 °C  |
| Inductance decrease $\Delta L/L_0$               | < 10% at DC magnetic bias with $I_R$ , +20 °C   |
| Stray inductance $L_{\text{stray,typ}}$          | Measured with Agilent 4284A at 10 kHz, 5 mA, +20 °C,<br>typical values  |
| DC resistance $R_{\text{typ}}$                   | Measured at +20 °C, typical values, specified per<br>winding  |
| Solderability (lead-free)                        | Sn96.5Ag3.0Cu0.5: +(245 ±3) °C, (3 ±0.3) s<br>Wetting of soldering area ≥ 95%<br>(to IEC 60068-2-20, test Ta) |
| Resistance to soldering heat<br>(wave soldering) | +(260 ±5) °C, (10 ±1) s<br>(to IEC 60068-2-20, test Tb)   |
| Climatic category                                | 40/125/56 (to IEC 60068-1)  |
| Storage conditions (packaged)                    | -25 °C ... +40 °C, ≤ 75% RH   |
| Weight   | Approx. 10 g  |
| Approvals  | IEC/EN 60938-2, UL 1283 (E70122)  |

**Characteristics and ordering codes**

| I <sub>R</sub><br>A | L <sub>R</sub><br>mH | L <sub>stray,typ</sub><br>μH | R <sub>typ</sub><br>mΩ | T <sub>R</sub><br>°C | Ordering code      |                  | Approvals   |   |
|---------------------|----------------------|------------------------------|------------------------|----------------------|--------------------|------------------|---|---|
|                     |                      |                              |                        |                      | Horizontal version | Vertical version |  |  |
| 0.3                 | 68                   | 800                          | 2500                   | +60                  | B82722A2301N002    | B82722J2301N002  | ×   | ×   |
| 0.3                 | 47                   | 700                          | 2500                   | +60                  | B82722A2301N001    | B82722J2301N001  | ×   | ×   |
| 0.5                 | 56                   | 600                          | 2000                   | +40                  | B82722A2501N020    | B82722J2501N020  | ×   | ×   |
| 0.5                 | 47                   | 550                          | 1500                   | +60                  | B82722A2501N022    | B82722J2501N022  | ×   | ×   |
| 0.5                 | 39                   | 400                          | 1120                   | +60                  | B82722A2501N021    | B82722J2501N021  | ×   | ×   |
| 0.5                 | 27                   | 350                          | 1200                   | +60                  | B82722A2501N001    | B82722J2501N001  | ×   | ×   |
| 0.8                 | 27                   | 270                          | 600                    | +60                  | B82722A2801N020    | B82722J2801N020  | ×   | ×   |
| 1.0                 | 15                   | 170                          | 540                    | +60                  | B82722A2102N020    | B82722J2102N020  | ×   | ×   |
| 1.0                 | 10                   | 150                          | 480                    | +60                  | B82722A2102N001    | B82722J2102N001  | ×   | ×   |
| 1.5                 | 10                   | 90                           | 240                    | +60                  | B82722A2152N020    | B82722J2152N020  | ×   | ×   |
| 1.3                 | 6.8                  | 90                           | 230                    | +60                  | B82722A2132N001    | B82722J2132N001  | ×   | ×   |
| 1.7                 | 4.0                  | 45                           | 175                    | +60                  | B82722A2172N001    | B82722J2172N001  | ×   | ×   |
| 2.0                 | 4.2                  | 45                           | 130                    | +40                  | B82722A2202N020    | B82722J2202N020  | ×   | ×   |
| 2.0                 | 3.3                  | 35                           | 133                    | +60                  | B82722A2202N002    | B82722J2202N002  | ×   | ×   |
| 2.0                 | 2.2                  | 30                           | 130                    | +60                  | B82722A2202N001    | B82722J2202N001  | ×   | ×   |
| 2.5                 | 1.7                  | 20                           | 80                     | +60                  | B82722A2252N001    | B82722J2252N001  | ×   | ×   |
| 3.0                 | 1.2                  | 17                           | 56                     | +60                  | B82722A2302N001    | B82722J2302N001  | ×   | ×   |

× = approval granted

Current-compensated ring core double chokes

**Impedance  $|Z|$  versus frequency  $f$**   
measured with windings in parallel at +20 °C,  
typical values



**Impedance  $|Z|$  versus frequency  $f$**   
measured with windings in parallel at +20 °C,  
typical values



**Impedance  $|Z|$  versus frequency  $f$**   
measured with windings in parallel at +20 °C,  
typical values



**Current derating  $I_{op}/I_R$   
versus temperature  $T_A$**



## Cautions and warnings

- Please note the recommendations in our Inductors data book (latest edition) and in the data sheets.
  - Particular attention should be paid to the derating curves given there.
  - The soldering conditions should also be observed. Temperatures quoted in relation to wave soldering refer to the pin, not the housing.
- If the components are to be washed varnished it is necessary to check whether the washing varnish agent that is used has a negative effect on the wire insulation, any plastics that are used, or on glued joints. In particular, it is possible for washing varnish agent residues to have a negative effect in the long-term on wire insulation. Washing processes may damage the product due to the possible static or cyclic mechanical loads (e.g. ultrasonic cleaning). They may cause cracks to develop on the product and its parts, which might lead to reduced reliability or lifetime.
- The following points must be observed if the components are potted in customer applications:
  - Many potting materials shrink as they harden. They therefore exert a pressure on the plastic housing or core. This pressure can have a deleterious effect on electrical properties, and in extreme cases can damage the core or plastic housing mechanically.
  - It is necessary to check whether the potting material used attacks or destroys the wire insulation, plastics or glue.
  - The effect of the potting material can change the high-frequency behaviour of the components.
- Ferrites are sensitive to direct impact. This can cause the core material to flake, or lead to breakage of the core.
- Even for customer-specific products, conclusive validation of the component in the circuit can only be carried out by the customer.

### Display of ordering codes for EPCOS products

The ordering code for one and the same product can be represented differently in data sheets, data books, other publications and the website of EPCOS, or in order-related documents such as shipping notes, order confirmations and product labels. **The varying representations of the ordering codes are due to different processes employed and do not affect the specifications of the respective products.** Detailed information can be found on the Internet under [www.epcos.com/orderingcodes](http://www.epcos.com/orderingcodes).

## Important notes

The following applies to all products named in this publication:

1. Some parts of this publication contain **statements about the suitability of our products for certain areas of application**. These statements are based on our knowledge of typical requirements that are often placed on our products in the areas of application concerned. We nevertheless expressly point out **that such statements cannot be regarded as binding statements about the suitability of our products for a particular customer application**. As a rule we are either unfamiliar with individual customer applications or less familiar with them than the customers themselves. For these reasons, it is always ultimately incumbent on the customer to check and decide whether a product with the properties described in the product specification is suitable for use in a particular customer application.
2. We also point out that **in individual cases, a malfunction of electronic components or failure before the end of their usual service life cannot be completely ruled out in the current state of the art, even if they are operated as specified**. In customer applications requiring a very high level of operational safety and especially in customer applications in which the malfunction or failure of an electronic component could endanger human life or health (e.g. in accident prevention or life-saving systems), it must therefore be ensured by means of suitable design of the customer application or other action taken by the customer (e.g. installation of protective circuitry or redundancy) that no injury or damage is sustained by third parties in the event of malfunction or failure of an electronic component.
3. **The warnings, cautions and product-specific notes must be observed.**
4. In order to satisfy certain technical requirements, **some of the products described in this publication may contain substances subject to restrictions in certain jurisdictions (e.g. because they are classed as hazardous)**. Useful information on this will be found in our Material Data Sheets on the Internet ([www.tdk-electronics.tdk.com/material](http://www.tdk-electronics.tdk.com/material)). Should you have any more detailed questions, please contact our sales offices.
5. We constantly strive to improve our products. Consequently, **the products described in this publication may change from time to time**. The same is true of the corresponding product specifications. Please check therefore to what extent product descriptions and specifications contained in this publication are still applicable before or when you place an order.  
  
We also **reserve the right to discontinue production and delivery of products**. Consequently, we cannot guarantee that all products named in this publication will always be available. The aforementioned does not apply in the case of individual agreements deviating from the foregoing for customer-specific products.
6. Unless otherwise agreed in individual contracts, **all orders are subject to our General Terms and Conditions of Supply**.
7. **Our manufacturing sites serving the automotive business apply the IATF 16949 standard**. The IATF certifications confirm our compliance with requirements regarding the quality management system in the automotive industry. Referring to customer requirements and customer specific requirements ("CSR") TDK always has and will continue to have the policy of respecting individual agreements. Even if IATF 16949 may appear to support the acceptance of unilateral requirements, we hereby like to emphasize that **only requirements mutually agreed upon can and will be implemented in our Quality Management System**. For clarification purposes we like to point out that obligations from IATF 16949 shall only become legally binding if individually agreed upon.
8. The trade names EPCOS, CeraCharge, CeraDiode, CeraLink, CeraPad, CeraPlas, CSMP, CTVS, DeltaCap, DigiSiMic, ExoCore, FilterCap, FormFit, LeaXield, MiniBlue, MiniCell, MKD, MKK, MotorCap, PCC, PhaseCap, PhaseCube, PhaseMod, PhiCap, PowerHap, PQSine, PQvar, SIFERRIT, SIFI, SIKOREL, SilverCap, SIMDAD, SiMic, SIMID, SineFormer, SIOV, ThermoFuse, WindCap are **trademarks registered or pending** in Europe and in other countries. Further information will be found on the Internet at [www.tdk-electronics.tdk.com/trademarks](http://www.tdk-electronics.tdk.com/trademarks).



# Mouser Electronics

Authorized Distributor

Click to View Pricing, Inventory, Delivery & Lifecycle Information:

## EPCOS / TDK:

[B82722A2152N020](#) [B82722A2202N020](#) [B82722A2252N001](#) [B82722A2501N022](#) [B82722A2801N020](#)  
[B82722J2132N001](#) [B82722J2202N002](#) [B82722J2202N020](#) [B82722J2501N020](#) [B82722J2801N020](#)  
[B82722J2202N001](#) [B82722J2501N001](#) [B82722J2302N001](#) [B82722J2102N001](#) [B82722J2252N001](#)  
[B82722J2152N020](#) [B82722A2301N001](#) [B82722A2501N001](#) [B82722A2132N001](#) [B82722J2501N021](#)  
[B82722J2301N001](#) [B82722A2102N020](#) [B82722J2301N002](#) [B82722A2202N002](#) [B82722A2172N001](#)  
[B82722J2501N022](#) [B82722A2501N020](#) [B82722A2301N002](#) [B82722J2102N020](#) [B82722A2501N021](#)

Компания «Океан Электроники» предлагает заключение долгосрочных отношений при поставках импортных электронных компонентов на взаимовыгодных условиях!

Наши преимущества:

- Поставка оригинальных импортных электронных компонентов напрямую с производств Америки, Европы и Азии, а так же с крупнейших складов мира;
- Широкая линейка поставок активных и пассивных импортных электронных компонентов (более 30 млн. наименований);
- Поставка сложных, дефицитных, либо снятых с производства позиций;
- Оперативные сроки поставки под заказ (от 5 рабочих дней);
- Экспресс доставка в любую точку России;
- Помощь Конструкторского Отдела и консультации квалифицированных инженеров;
- Техническая поддержка проекта, помощь в подборе аналогов, поставка прототипов;
- Поставка электронных компонентов под контролем ВП;
- Система менеджмента качества сертифицирована по Международному стандарту ISO 9001;
- При необходимости вся продукция военного и аэрокосмического назначения проходит испытания и сертификацию в лаборатории (по согласованию с заказчиком);
- Поставка специализированных компонентов военного и аэрокосмического уровня качества (Xilinx, Altera, Analog Devices, Intersil, Interpoint, Microsemi, Actel, Aeroflex, Peregrine, VPT, Syfer, Eurofarad, Texas Instruments, MS Kennedy, Miteq, Cobham, E2V, MA-COM, Hittite, Mini-Circuits, General Dynamics и др.);

Компания «Океан Электроники» является официальным дистрибьютором и эксклюзивным представителем в России одного из крупнейших производителей разъемов военного и аэрокосмического назначения «JONHON», а так же официальным дистрибьютором и эксклюзивным представителем в России производителя высокотехнологичных и надежных решений для передачи СВЧ сигналов «FORSTAR».



## JONHON

«JONHON» (основан в 1970 г.)

Разъемы специального, военного и аэрокосмического назначения:

(Применяются в военной, авиационной, аэрокосмической, морской, железнодорожной, горно- и нефтедобывающей отраслях промышленности)

«FORSTAR» (основан в 1998 г.)

ВЧ соединители, коаксиальные кабели, кабельные сборки и микроволновые компоненты:

(Применяются в телекоммуникациях гражданского и специального назначения, в средствах связи, РЛС, а так же военной, авиационной и аэрокосмической отраслях промышленности).



Телефон: 8 (812) 309-75-97 (многоканальный)

Факс: 8 (812) 320-03-32

Электронная почта: [ocean@oceanchips.ru](mailto:ocean@oceanchips.ru)

Web: <http://oceanchips.ru/>

Адрес: 198099, г. Санкт-Петербург, ул. Калинина, д. 2, корп. 4, лит. А