


Cradle S Relay V23054/V23062

- Strong magnet system and wide voltage range
- Highly reliable
- Contacts for signal loads and currents up to 5A
- DC coils operating voltage 6VDC to 220VDC; AC, latching and non-latching coils on request
- Multi purpose relay
- Great variety of contact arrangements and materials to meet specific applications
- Sockets for easy and quick mounting of relays

Typical applications

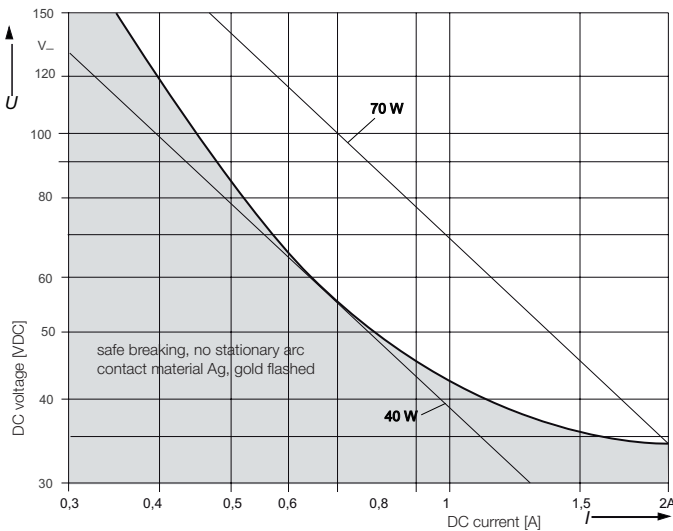
Press controls with high safety requirements (forcibly guided springs), traffic and railroad signalling, motor vehicle traffic controls, power plants and nuclear power plants controls



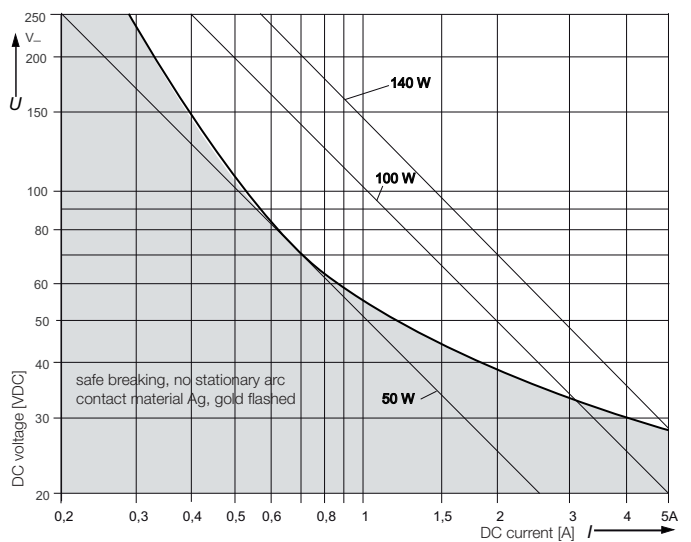
Contact Data

Product code block 3	B104/B110/ B112/B133	B604/B610/ B612/B633	C104/C110/ C112/C133	C404/C410/ C422/C433	F104/F105/ F110
Contact arrangement	max. 6 form C (6 CO) contacts or 6 form A (6 NO) contacts (see product code table)				
Max. switching voltage	150VDC 125VAC	36VDC 30VAC	150VDC 125VAC	36VDC 30VAC	260VDC 250VAC
Rated current	2A	0.2A	2A	0.2A	5A
Limiting continuous current at max. ambient temperature	2A	2A	2A	2A	5A
Breaking capacity max.	35 to 70W see DC load breaking capacity curve below 50VA	5W, 5VA -	35 to 70W 50VA	5W, 5VA -	50 to 140W 500VA
Contact material	silver, gold-flashed	gold F	silver, gold-flashed	gold F	silver, gold-flashed
Contact style	single contact	single contact	bifurcated contacts	bifurcated contacts	single contact
Frequency of operation, without load, max.	50 ops./s	max. 50 ops./s	max. 50 ops./s	max. 50 ops./s	max. 10 ops./s
Operate / release time typ.	16/2ms	16/2ms	16/2ms	16/2ms	16/2ms
Mechanical endurance	app. 10 ⁷ ops.	app. 10 ⁷ ops.	app. 10 ⁷ ops.	app. 10 ⁷ ops.	app. 10 ⁷ ops.

Max. DC breaking capacity, contact sets B1xx, C1xx



Max. DC breaking capacity, contact sets F1xx



Cradle S Relay V23054/V23062 (Continued)

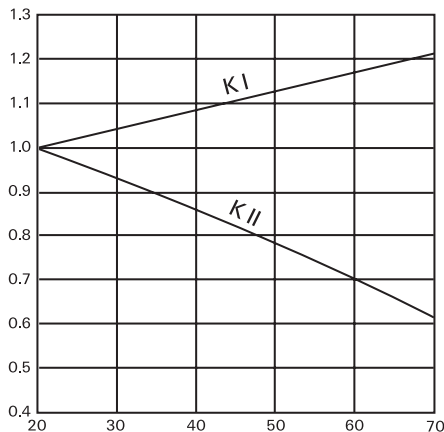
Coil Data	
Magnetic system	neutral
Coil voltage range	6 to 220 VDC, 1000 - 2000mW power consumption
Max. coil temperature	100 °C
Thermal resistance	< 40K/W

Coil versions, DC coil, monostable

Coil code	Rated voltage VDC	Operate/Limiting voltage ¹⁾ VDC	Coil resistance $\Omega \pm 10\%$	Rated coil power mW
011	6	-	33	1091
012	8.4	-	70	1008
015	12	-	130	1108
016	12.5	-	185	845
017	16	-	270	948
019	20	-	390	1026
020	24	-	630	914
002	1.2	-	1.75	823
025	28	-	800	980
046	29	-	890	945
021	32	-	1050	975
022	45	-	1900	1066
026	60	-	3800	947
014	76	-	5800	996
004	110	-	9200	1315
013	125	-	15500	1008
003	220	-	25000	1936

1) See part code table.

All figures are given for coil without pre-energization, at ambient temperature +23°C.



Terminals:

coil with 1 winding: start 4, end 1

coil with 2 windings (upon request):

start 3, end 2 for winding I, start 4, end 1 for winding II

The minimum voltage U_I depends on the contact set and the ambient temperature, the maximum voltage U_{II} only depends on the ambient temperature.

Between minimum voltage $U_{I \text{ tamb}}$ and operating voltage U a safety margin of approx. 20% is recommended.

$$U_{I \text{ tamb}} (1.2) < U \leq U_{II \text{ tamb}}$$

$$U_{I \text{ tamb}} = U_I \cdot U_{20 \text{ °C}} \cdot k_{I \text{ tamb}}$$

$$U_{II \text{ tamb}} = U_{II \text{ 20 °C}} \cdot k_{II \text{ tamb}}$$

tamb Ambient temperature

U Operating voltage

$U_{I \text{ tamb}}$ Minimum voltage at ambient temperature, tamb

$U_{II \text{ tamb}}$ Maximum voltage at ambient temperature, tamb

k_I and k_{II} Factors

Insulation Data	B1xx,B6xx,C1xx,C4xx	F1xx
Initial surge withstand voltage		
between open contacts	500V _{rms}	500V _{rms}
between contact and coil	500V _{rms}	1000V _{rms}
between adjacent contacts	500V _{rms}	1000V _{rms}
Initial insulation resistance, at 500VDC	> 10 ⁶ Ω	

Other Data

Material compliance: EU RoHS/ELV, China RoHS, REACH, Halogen content refer to the Product Compliance Support Center at www.te.com/customer-support/rohssupportcenter

Ambient temperature -40 to +70°C

Category of environmental protection

IEC 61810

RT I - dust protected,

RT V - hermetically sealed

Degree of protection, IEC 60529

dust-protected IP 30,

or hermetically sealed IP 67

Terminal type

PCB, solder terminals

Weight

V23054 Size I

approx. 20g

V23054 Size II

approx. 25g

V23054 Size III

approx. 27g

V23062 Size I

approx. 30g

V23062 Size II

approx. 35g

Washing

not recommended

Ultrasonic cleaning

not recommended

Packaging unit

5 pcs.

Accessories

For details see datasheet

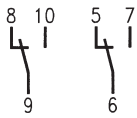
Cradle Relay, Accessories and Mounting

Cradle S Relay V23054/V23062 (Continued)

Terminal assignment

Size I

2 form C (2 CO)
V230xx-xxxxx-Bx04
V230xx-xxxxx-Cx04

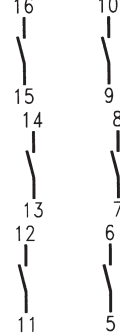


2 form A (2 NO)
V230xx-xxxxx-F105

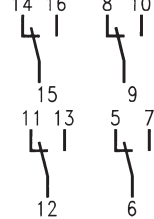


Size II

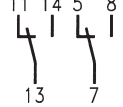
6 form A (6 NO)
V230xx-xxxxx-Bx12
V230xx-xxxxx-Cx12



4 form C (4 CO)
V230xx-xxxxx-Bx10
V230xx-xxxxx-Cx10

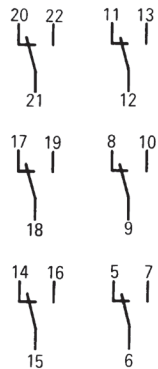


2 form C (2 CO)
V230xx-xxxxx-F104

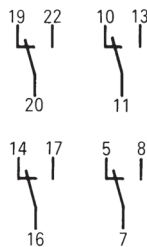


Size III

6 form C (6 CO)
V230xx-xxxxx-Bx33
V230xx-xxxxx-Cx33

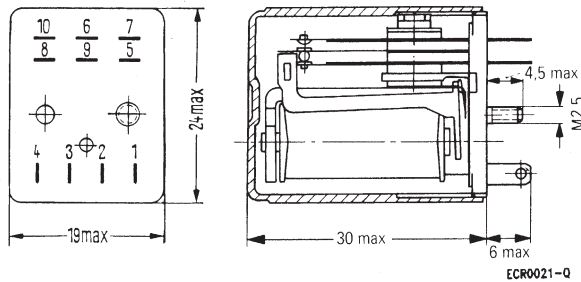


4 form C (4 CO)
V230xx-xxxxx-F110

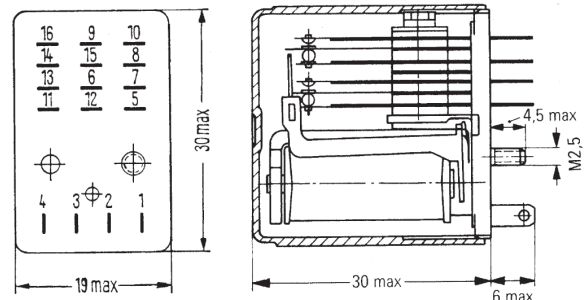


Dimensions

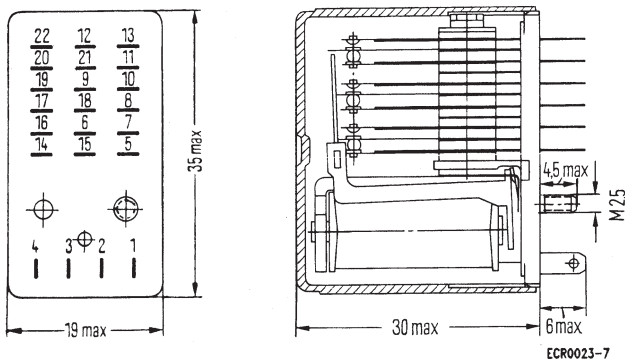
V23054-Cxxx, size I type



V23054-Dxxx, size II type



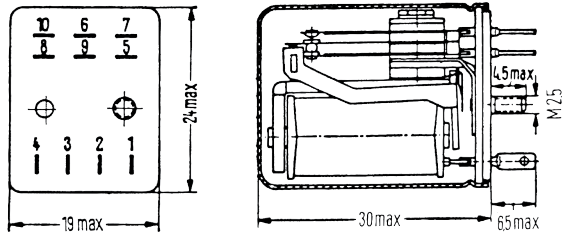
V23054-Exxx, size I type



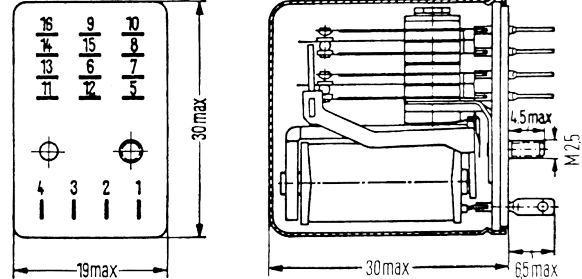
Cradle S Relay V23054/V23062 (Continued)

Dimensions

V23062-Axxx, size I type



V23062-Bxxx, size II type



Instructions for Impulse Operation

The maximum voltage stated in the part code table can be increased for impulse operation as follows:

$$U_{II \text{ Impuls}} = U_{II \text{ tamb}} \times q$$

$U_{II \text{ tamb}}$ Maximum continuous voltage at ambient temperature t_{amb}
 q Factor

The impulse voltage must not exceed 80% of the test voltage (winding/frame or winding/winding) or 2.5 times the value of the maximum voltage listed in the part code table.

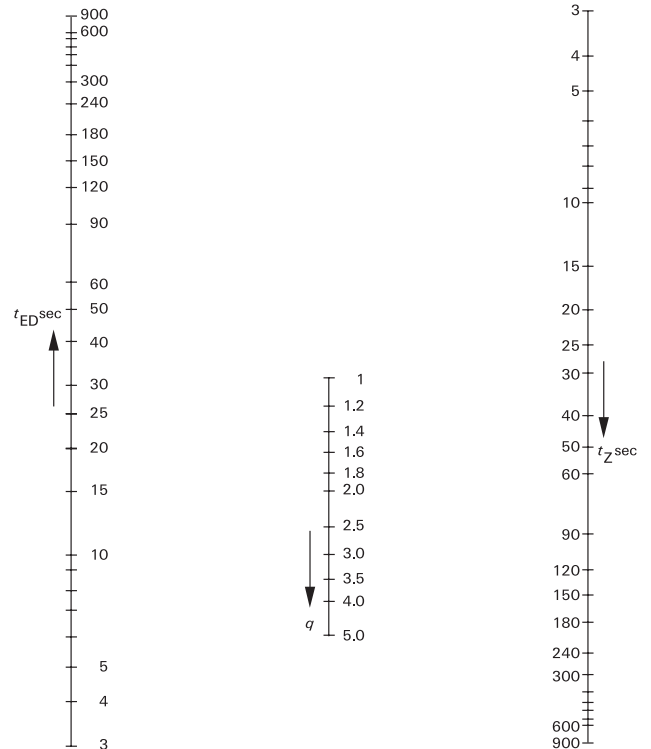
If $t_{ED} \leq 3s$ then $q = \sqrt{\frac{t_2}{t_{ED}}}$; If $t_{ED} =$ Pulse width, $t_2 =$ Cycle time. If $t_{ED} > 3s$ the value of q must be obtained from the nomograph.

Examples of various periodic pulse trains (energizing side)

1. Periodic recurrence of one energizing pulse



2. Periodic recurrence of two unequal energizing pulses



Cradle S Relay V23054/V23062 (Continued)

Product code structure		Typical product code	V23054	-D	0	021	-B1	10
Type								
V23054	Cradle S Relay, dust protected							
V23062	Cradle S Relay, hermetically sealed							
Size								
V23054 types								
C	Size I, dust-protected							
D	Size II, dust-protected							
E	Size III, dust-protected							
V23062 types								
A	Size I, hermetically sealed							
B	Size II, hermetically sealed							
Version								
0	Standard version							
1	Fitted with contact pile-ups F							
2	For higher test voltage of 2kV coil/frame							
3	Combination of 1 & 2 (contact pile-ups F and higher test voltage coil/frame)							
Coils		Coil code: please refer to coil versions table						
Contact style								
B1	Single contacts	B6	Single contacts	F1	Single contacts			
C1	Bifurcated contacts	C4	Bifurcated contacts					
Contact arrangement								
04	2 form C, 2 CO		05	2 form A, 1 NO				
10	4 form C, 4 CO		12	6 form A, 6 NO		33	6 form C, 6 CO	

Other types on request

Product code	Version	Coil	Operate/Lim.	Arrangement	Contacts	Enclosure	PartNumber
V23054-CXXXX, standard, size I							
V23054-C0013-B104	Standard, size I	125VDC	59/190VDC	2 form C, 2 CO	Single	Dust protected	2-1419172-8
V23054-C0015-B104	Standard, size I	12VDC	4.7/18VDC	2 form C, 2 CO	Single	Dust protected	1393812-6
V23054-C0016-B104	Standard, size I	12.5VDC	5.4/21.5VDC	2 form C, 2 CO	Single	Dust protected	1393812-7
V23054-C0019-C104	Standard, size I	20VDC	10.5/31VDC	2 form C, 2 CO	Bifurcated	Dust protected	1422019-3
V23054-C2003-C404	Standard, size I	220VDC	98/240VDC	2 form C, 2 CO	Bifurcated	Dust protected	3-1393812-2
V23054-C2004-B104	Standard, size I	110VDC	44/145VDC	2 form C, 2 CO	Single	Dust protected	3-1393812-3
V23054-C2013-B104	Standard, size I	125VDC	59/190VDC	2 form C, 2 CO	Single	Dust protected	3-1393812-4
V23054-C2020-B104	Standard, size I	24VDC	10.5/39VDC	2 form C, 2 CO	Single	Dust protected	3-1393812-5
V23054-C2026-C104	Standard, size I	60VDC	36/94VDC	2 form C, 2 CO	Bifurcated	Dust protected	3-1393812-6
V23054-C0020-B104	Standard, size I	24VDC	10.5/39VDC	2 form C, 2 CO	Single	Dust protected	1-1393812-0
V23054-C0020-C104	Standard, size I	24VDC	13/39VDC	2 form C, 2 CO	Bifurcated	Dust protected	1-1393812-1
V23054-C0021-B104	Standard, size I	32VDC	14.5/50VDC	2 form C, 2 CO	Single	Dust protected	1-1393812-2
V23054-C0021-C104	Standard, size I	32VDC	17.5/50VDC	2 form C, 2 CO	Bifurcated	Dust protected	1-1393812-3
V23054-C0021-C404	Standard, size I	32VDC	17.5/50VDC	2 form C, 2 CO	Bifurcated	Dust protected	1-1393812-4
V23054-C0022-B104	Standard, size I	45VDC	19/66VDC	2 form C, 2 CO	Single	Dust protected	1-1393812-5
V23054-C0022-C104	Standard, size I	45VDC	24/66VDC	2 form C, 2 CO	Bifurcated	Dust protected	1-1393812-6
V23054-C0026-B104	Standard, size I	60VDC	29/94VDC	2 form C, 2 CO	Single	Dust protected	2-1393812-0
V23054-C0026-C104	Standard, size I	60VDC	36/94VDC	2 form C, 2 CO	Bifurcated	Dust protected	2-1393812-3
V23054-C0026-C404	Standard, size I	60VDC	36/94VDC	2 form C, 2 CO	Bifurcated	Dust protected	2-1393812-4
V23054-C003-B104	Standard, size I	220VDC	79/240VDC	2 form C, 2 CO	Single	Dust protected	1393812-2
V23054-C003-C104	Standard, size I	220VDC	98/240VDC	2 form C, 2 CO	Bifurcated	Dust protected	1393812-3
V23054-C004-B104	Standard, size I	110VDC	44/145VDC	2 form C, 2 CO	Single	Dust protected	1393812-4
V23054-C004-C104	Standard, size I	110VDC	53.5/145VDC	2 form C, 2 CO	Bifurcated	Dust protected	1393812-5
V23054-CXXXX, 5A, size I							
V23054-C1022-F105	5A, size I	45VDC	19/66VDC	2 form A, 2 NO	Single	Dust protected	3-1393812-1
V23054-C3015-F105	5A, size I	12VDC	4.7/18VDC	2 form A, 2 NO	Single	Dust protected	1422019-5

Cradle S Relay V23054/V23062 (Continued)

Product code	Version	Coil	Operate/Lim.	Arrangement	Contacts	Enclosure	PartNumber
V23054-DXXXX, standard, size II							
V23054-D0013-B110	Standard, size II	125VDC	59/190VDC	4 form C, 4 CO	Single	Dust protected	4-1419172-5
V23054-D0015-B112	Standard, size II	12VDC	4.7/18VDC	6 form A, 6 NO	Single	Dust protected	6-1422019-5
V23054-D0016-C110	Standard, size II	12.5VDC	5.4/21.5VDC	4 form C, 4 CO	Bifurcated	Dust protected	4-1393812-2
V23054-D0017-B110	Standard, size II	16VDC	7/25.5VDC	4 form C, 4 CO	Single	Dust protected	4-1393812-3
V23054-D0017-B110	Standard, size II	16VDC	7/25.5VDC	4 form C, 4 CO	Single	Dust protected	4-1393812-4
V23054-D0019-B110	Standard, size II	20VDC	10.5/31VDC	4 form C, 4 CO	Single	Dust protected	4-1393812-6
V23054-D0019-C110	Standard, size II	20VDC	10.5/31VDC	4 form C, 4 CO	Bifurcated	Dust protected	4-1393812-7
V23054-D0019-C410	Standard, size II	20VDC	10.5/31VDC	4 form C, 4 CO	Bifurcated	Dust protected	5-1393812-0
V23054-D2003-B110	Standard, size II	220VDC	79/240VDC	4 form C, 4 CO	Single	Dust protected	1393813-1
V23054-D2013-B110	Standard, size II	125VDC	59/190VDC	4 form C, 4 CO	Single	Dust protected	1393813-2
V23054-D2020-B110	Standard, size II	24VDC	10.5/39VDC	4 form C, 4 CO	Single	Dust protected	1393813-3
V23054-D2021-B110	Standard, size II	32VDC	14.5/50VDC	4 form C, 4 CO	Single	Dust protected	1393813-4
V23054-D2021-B112	Standard, size II	32VDC	14.5/50VDC	6 form A, 6 NO	Single	Dust protected	1393813-5
V23054-D2026-B110	Standard, size II	60VDC	29/94VDC	4 form C, 4 CO	Single	Dust protected	1393813-6
V23054-D2026-B112	Standard, size II	60VDC	29/94VDC	6 form A, 6 NO	Single	Dust protected	1393813-7
V23054-D0020-B110	Standard, size II	24VDC	10.5/39VDC	4 form C, 4 CO	Single	Dust protected	5-1393812-1
V23054-D0020-B112	Standard, size II	24VDC	10.5/39VDC	6 form A, 6 NO	Single	Dust protected	5-1393812-2
V23054-D0020-C110	Standard, size II	24VDC	13/39VDC	4 form C, 4 CO	Bifurcated	Dust protected	5-1393812-3
V23054-D0002-C410	Standard, size II	1.2VDC	0.75/2.1VDC	4 form C, 4 CO	Bifurcated	Dust protected	3-1419137-7
V23054-D0021-B110	Standard, size II	32VDC	14.5/50VDC	4 form C, 4 CO	Single	Dust protected	5-1393812-4
V23054-D0021-C112	Standard, size II	32VDC	17.5/50VDC	6 form A, 6 NO	Bifurcated	Dust protected	5-1393812-5
V23054-D0022-B110	Standard, size II	45VDC	19/66VDC	4 form C, 4 CO	Single	Dust protected	5-1393812-8
V23054-D0022-C110	Standard, size II	45VDC	24/66VDC	4 form C, 4 CO	Bifurcated	Dust protected	5-1393812-9
V23054-D0002-B110	Standard, size II	1.2VDC	0.54/2.1VDC	4 form C, 4 CO	Single	Dust protected	6-1393812-2
V23054-D0026-B112	Standard, size II	60VDC	29/94VDC	6 form A, 6 NO	Single	Dust protected	6-1393812-3
V23054-D0026-C110	Standard, size II	60VDC	43/94VDC	4 form C, 4 CO	Bifurcated	Dust protected	6-1393812-4
V23054-D0026-C112	Standard, size II	60VDC	36/94VDC	6 form A, 6 NO	Bifurcated	Dust protected	6-1393812-5
V23054-D0026-C114	Standard, size II	60VDC	29/94VDC	4 form A, 4 NO	Bifurcated	Dust protected	6-1393812-6
V23054-D003-B110	Standard, size II	220VDC	79/240VDC	4 form C, 4 CO	Single	Dust protected	3-1393812-8
V23054-D004-C110	Standard, size II	110VDC	44/145VDC	4 form C, 4 CO	Bifurcated	Dust protected	3-1393812-9
V23054-DXXXX, 5A, size II							
V23054-D1003-F104	5A, size II	220VDC	98/240VDC	2 form C, 2 CO	Single	Dust protected	8-1393812-6
V23054-D1004-F104	5A, size II	110VDC	53.5/145VDC	2 form C, 2 CO	Single	Dust protected	8-1393812-7
V23054-D1011-F104	5A, size II	6VDC	2.9/9VDC	2 form C, 2 CO	Single	Dust protected	8-1393812-8
V23054-D1012-F104	5A, size II	8.4VDC	4.4/13VDC	2 form C, 2 CO	Single	Dust protected	8-1393812-9
V23054-D1015-F104	5A, size II	12VDC	5.8/18VDC	2 form C, 2 CO	Single	Dust protected	9-1393812-0
V23054-D1017-F104	5A, size II	16VDC	8.7/25.5VDC	2 form C, 2 CO	Single	Dust protected	9-1393812-1
V23054-D1019-F104	5A, size II	20VDC	10.5/31VDC	2 form C, 2 CO	Single	Dust protected	9-1393812-2
V23054-D1020-F104	5A, size II	24VDC	13/39VDC	2 form C, 2 CO	Single	Dust protected	9-1393812-3
V23054-D1021-F104	5A, size II	32VDC	17.5/50VDC	2 form C, 2 CO	Single	Dust protected	9-1393812-4
V23054-D1022-F104	5A, size II	45VDC	24/66VDC	2 form C, 2 CO	Single	Dust protected	9-1393812-5
V23054-D1026-F104	5A, size II	60VDC	36/94VDC	2 form C, 2 CO	Single	Dust protected	9-1393812-8
V23054-D3003-F104	5A, size II	220VDC	98/240VDC	2 form C, 2 CO	Single	Dust protected	1393813-9
V23054-D0300-F104	5A, size II	110VDC	53.5/145VDC	2 form C, 2 CO	Single	Dust protected	1-1393813-1
V23054-D3020-F104	5A, size II	24VDC	13/39VDC	2 form C, 2 CO	Single	Dust protected	1-1393813-4
V23054-D3026-F104	5A, size II	60VDC	36/94VDC	2 form C, 2 CO	Single	Dust protected	1-1393813-6
V23054-EXXXX, standard, size III							
V23054-E0012-B133	Standard, size III	8.4VDC	4.4/13VDC	6 form C, 6 CO	Single	Dust protected	2-1393813-5
V23054-E0015-B133	Standard, size III	12VDC	5.8/18VDC	6 form C, 6 CO	Single	Dust protected	2-1393813-6
V23054-E0015-C133	Standard, size III	12VDC	8.8/18VDC	6 form C, 6 CO	Bifurcated	Dust protected	2-1393813-7
V23054-E0016-B133	Standard, size III	12.5VDC	6.9/21.5VDC	6 form C, 6 CO	Single	Dust protected	2-1393813-8
V23054-E0016-C133	Standard, size III	12.5VDC	10/21.5VDC	6 form C, 6 CO	Bifurcated	Dust protected	3-1393813-0
V23054-E0017-B133	Standard, size III	16VDC	8.7/25.5VDC	6 form C, 6 CO	Single	Dust protected	3-1393813-1
V23054-E0017-C133	Standard, size III	16VDC	13/25.5VDC	6 form C, 6 CO	Bifurcated	Dust protected	3-1393813-2
V23054-E0019-B133	Standard, size III	20VDC	10.5/31VDC	6 form C, 6 CO	Single	Dust protected	3-1393813-3
V23054-E0019-C133	Standard, size III	20VDC	15.5/31VDC	6 form C, 6 CO	Bifurcated	Dust protected	3-1393813-4
V23054-E0019-C433	Standard, size III	20VDC	15.5/31VDC	6 form C, 6 CO	Bifurcated	Dust protected	3-1393813-5
V23054-E2004-B133	Standard, size III	110VDC	53.5/145VDC	6 form C, 6 CO	Single	Dust protected	9-1393813-0
V23054-E2013-B133	Standard, size III	125VDC	73/190VDC	6 form C, 6 CO	Single	Dust protected	1422019-2
V23054-E2026-B133	Standard, size III	60VDC	36/94VDC	6 form C, 6 CO	Single	Dust protected	9-1393813-4
V23054-E0020-B133	Standard, size III	24VDC	13/39VDC	6 form C, 6 CO	Single	Dust protected	3-1393813-6
V23054-E0020-B533	Standard, size III	24VDC	13/39VDC	6 form C, 6 CO	Single	Dust protected	3-1393813-9
V23054-E0020-B633	Standard, size III	24VDC	13/39VDC	6 form C, 6 CO	Single	Dust protected	4-1393813-0
V23054-E0020-C133	Standard, size III	24VDC	20/39VDC	6 form C, 6 CO	Bifurcated	Dust protected	4-1393813-1
V23054-E0020-C433	Standard, size III	24VDC	20/39VDC	6 form C, 6 CO	Bifurcated	Dust protected	4-1393813-2
V23054-E0021-B133	Standard, size III	32VDC	17.5/50VDC	6 form C, 6 CO	Single	Dust protected	4-1393813-3
V23054-E0022-B133	Standard, size III	45VDC	24/66VDC	6 form C, 6 CO	Single	Dust protected	4-1393813-4
V23054-E0022-B633	Standard, size III	45VDC	24/66VDC	6 form C, 6 CO	Single	Dust protected	4-1393813-5
V23054-E0022-C133	Standard, size III	45VDC	35/66VDC	6 form C, 6 CO	Bifurcated	Dust protected	4-1393813-6
V23054-E0026-B133	Standard, size III	60VDC	36/94VDC	6 form C, 6 CO	Single	Dust protected	4-1393813-8
V23054-E0026-C133	Standard, size III	60VDC	55/94VDC	6 form C, 6 CO	Bifurcated	Dust protected	4-1393813-9

Cradle S Relay V23054/V23062 (Continued)

Product code	Version	Coil	Operate/Lim.	Arrangement	Contacts	Enclosure	PartNumber
V23054-EXXXX, 5A, size III							
V23054-E1003-F110	5A, size III	220VDC	118/240VDC	4 form C, 4 CO	Single	Dust protected	5-1393813-9
V23054-E1004-F110	5A, size III	110VDC	66/145VDC	4 form C, 4 CO	Single	Dust protected	6-1393813-0
V23054-E1011-F110	5A, size III	6VDC	3.5/9VDC	4 form C, 4 CO	Single	Dust protected	6-1393813-1
V23054-E1015-F110	5A, size III	12VDC	7/18VDC	4 form C, 4 CO	Single	Dust protected	6-1393813-3
V23054-E1016-F110	5A, size III	12.5VDC	8.1/21.5VDC	4 form C, 4 CO	Single	Dust protected	6-1393813-6
V23054-E1017-F110	5A, size III	16VDC	10.5/25.5VDC	4 form C, 4 CO	Single	Dust protected	6-1393813-8
V23054-E1019-F110	5A, size III	20VDC	13/31VDC	4 form C, 4 CO	Single	Dust protected	7-1393813-2
V23054-E1020-F110	5A, size III	24VDC	15.5/39VDC	4 form C, 4 CO	Single	Dust protected	7-1393813-6
V23054-E1021-F110	5A, size III	32VDC	21/50VDC	4 form C, 4 CO	Single	Dust protected	8-1393813-1
V23054-E1022-F110	5A, size III	45VDC	29/66VDC	4 form C, 4 CO	Single	Dust protected	8-1393813-2
V23054-E1026-F110	5A, size III	60VDC	43/94VDC	4 form C, 4 CO	Single	Dust protected	8-1393813-5
V23054-E3020-F110	5A, size III	24VDC	15.5/39VDC	4 form C, 4 CO	Single	Dust protected	1-1393814-0
V23062-AXXXX, standard, size I							
V23062-A0014-C404	Standard, size I	76VDC	32/110VDC	2 form C, 2 CO	Bifurcated	Herm. sealed	1393815-1
V23062-A0025-C104	Standard, size I	28VDC	15/40VDC	2 form C, 2 CO	Bifurcated	Herm. sealed	1393815-2
V23062-A0046-C104	Standard, size I	29VDC	13/43VDC	2 form C, 2 CO	Bifurcated	Herm. sealed	1393815-3
V23062-BXXXX, standard, size II							
V23062-B0019-C410	Standard, size II	20VDC	13/31VDC	4 form C, 4 CO	Bifurcated	Herm. sealed	1393815-4
V23062-B0020-C110	Standard, size II	24VDC	15.5/39VDC	4 form C, 4 CO	Bifurcated	Herm. sealed	1393815-5
V23062-B0022-C110	Standard, size II	45VDC	29/66VDC	4 form C, 4 CO	Bifurcated	Herm. sealed	1393815-7
V23062-B0026-B610	Standard, size II	60VDC	29/94VDC	4 form C, 4 CO	Single	Herm. sealed	1393815-8
V23062-BXXXX, 5A, size II							
V23062-B1004-F104	5A, size II	110VDC	53.5/145VDC	2 form C, 2 CO	Single	Herm. sealed	1-1393815-1
V23062-B1026-F104	5A, size II	60VDC	36/94VDC	2 form C, 2 CO	Single	Herm. sealed	1-1393815-7

Компания «Океан Электроники» предлагает заключение долгосрочных отношений при поставках импортных электронных компонентов на взаимовыгодных условиях!

Наши преимущества:

- Поставка оригинальных импортных электронных компонентов напрямую с производств Америки, Европы и Азии, а так же с крупнейших складов мира;
- Широкая линейка поставок активных и пассивных импортных электронных компонентов (более 30 млн. наименований);
- Поставка сложных, дефицитных, либо снятых с производства позиций;
- Оперативные сроки поставки под заказ (от 5 рабочих дней);
- Экспресс доставка в любую точку России;
- Помощь Конструкторского Отдела и консультации квалифицированных инженеров;
- Техническая поддержка проекта, помощь в подборе аналогов, поставка прототипов;
- Поставка электронных компонентов под контролем ВП;
- Система менеджмента качества сертифицирована по Международному стандарту ISO 9001;
- При необходимости вся продукция военного и аэрокосмического назначения проходит испытания и сертификацию в лаборатории (по согласованию с заказчиком);
- Поставка специализированных компонентов военного и аэрокосмического уровня качества (Xilinx, Altera, Analog Devices, Intersil, Interpoint, Microsemi, Actel, Aeroflex, Peregrine, VPT, Syfer, Eurofarad, Texas Instruments, MS Kennedy, Miteq, Cobham, E2V, MA-COM, Hittite, Mini-Circuits, General Dynamics и др.);

Компания «Океан Электроники» является официальным дистрибьютором и эксклюзивным представителем в России одного из крупнейших производителей разъемов военного и аэрокосмического назначения «JONHON», а так же официальным дистрибьютором и эксклюзивным представителем в России производителя высокотехнологичных и надежных решений для передачи СВЧ сигналов «FORSTAR».



JONHON

«JONHON» (основан в 1970 г.)

Разъемы специального, военного и аэрокосмического назначения:

(Применяются в военной, авиационной, аэрокосмической, морской, железнодорожной, горно- и нефтедобывающей отраслях промышленности)

«FORSTAR» (основан в 1998 г.)

ВЧ соединители, коаксиальные кабели, кабельные сборки и микроволновые компоненты:

(Применяются в телекоммуникациях гражданского и специального назначения, в средствах связи, РЛС, а так же военной, авиационной и аэрокосмической отраслях промышленности).



Телефон: 8 (812) 309-75-97 (многоканальный)

Факс: 8 (812) 320-03-32

Электронная почта: ocean@oceanchips.ru

Web: <http://oceanchips.ru/>

Адрес: 198099, г. Санкт-Петербург, ул. Калинина, д. 2, корп. 4, лит. А