

CMB-Series

THERMAL CIRCUIT BREAKERS

The CMB-Series is a compact, single pole, push-to-reset family of thermal circuit breakers designed to protect equipment. Utilizing simple, precision design with few moving parts, these breakers offer cost effective, extremely reliable circuit protection with high resistance against shock and vibration.



Resources:

[Configure a Complete Part](#)

[Download CAD & Sales Drawing >](#)

Product Highlights:

- Ratings from 3-20A, 125, 250VAC, 32VDC
- 2500 VAC/1 minute
- 60°C Max Operating Temperature
- 2500A @ 32VDC Interrupting Capacity
- 100M ohms Insulation Resistance
- Voltage drop <0.25 V
- UL, cUL, CSA, TUV, CE
- UL1500/ISO8846 for ignition protection/marine

Applications:

- Household Appliances
- On/Off-Highway
- Marine
- Power Strips
- Medical Equipment
- Audio Visual Equipment
- Power Supplies
- ROHS Compliant



Carling Technologies, Inc.
60 Johnson Avenue, Plainville, CT 06062
Email: sales@carlingtech.com
Application Support: team2@carlingtech.com
Phone: 860.793.9281 Fax: 860.793.9231

www.carlingtech.com

CMB - 10 3 - 11 C 3 N - B - A /10

- 1 Series
- 2 Rating
- 3 Voltage
- 4 Mounting Hole
- 5 Bushing Type
- 6 Mounting Nut
- 7 Indicator Plate
- 8 Button
- 9 Terminal
- 10 Button Marking

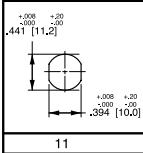
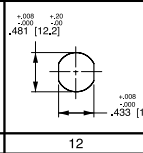
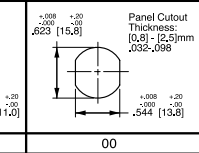
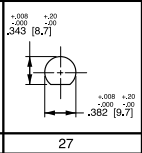
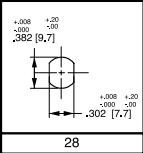
1 SERIES
CMB

3 VOLTAGE
3 125-250VAC/ 32 VDC

2 RATING

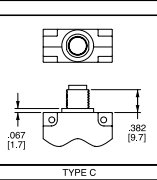
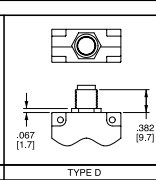
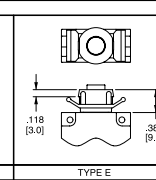
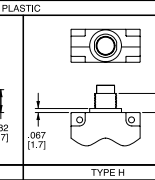
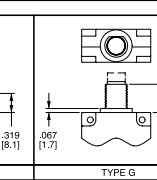
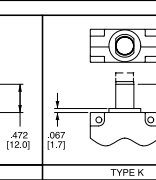
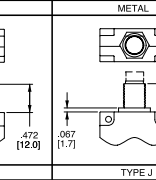
| | |
|-------------------|-------------------|
| 10 10 amps | 12 12 amps |
| 03 3 amps | 13 13 amps |
| 04 4 amps | 14 14 amps |
| 05 5 amps | 15 15 amps |
| 06 6 amps | 16 16 amps |
| 07 7 amps | 20 20 amps |
| 08 8 amps | |

4 MOUNTING HOLE

| | | | | |
|---|---|--|--|---|
|  <p>11 1 M11</p> |  <p>12 2 M12</p> |  <p>00 3 Snap In Style</p> |  <p>27 15 3/8" 27 UNS</p> |  <p>28 12 3/8" 27 UNS (double flatted)</p> |
|---|---|--|--|---|

5 BUSHING

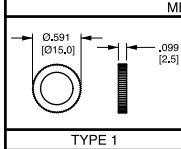
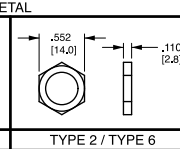
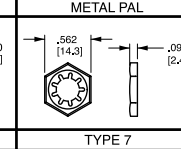
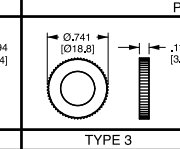
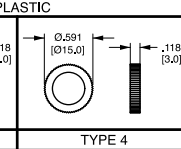
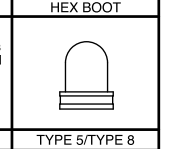
PLASTIC

| | | | | | | |
|---|---|---|---|--|---|---|
|  |  |  |  |  |  |  |
| TYPE C | TYPE D | TYPE E | TYPE H | TYPE G | TYPE K | TYPE J |

METAL

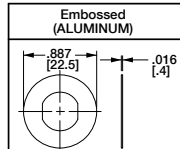
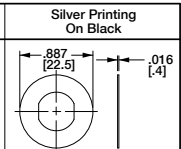
J 8 Type J

6 MOUNTING NUT 7

| | | | | | |
|--|--|--|---|--|--|
|  |  |  |  |  |  |
| TYPE 1 | TYPE 2 / TYPE 6 | TYPE 7 | TYPE 3 | TYPE 4 | TYPE 5 / TYPE 8 |

NOTE: Type 5 is clear hex boot. Type 8 is black hex boot (available for bushings G, J & K only); Type 3 nut includes molded in "PRESS TO RESET" marking.

7 INDICATOR PLATE 7

| | |
|---|---|
|  |  |
| Embossed (ALUMINUM) | Silver Printing On Black |

A Embossed Legend
B Silver Printing on Black

All indicator plates are marked "Suppl. Prot. press to reset".

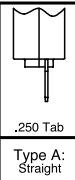
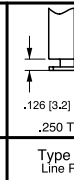
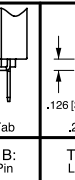
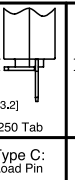
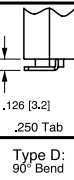
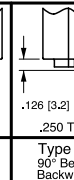
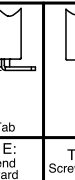
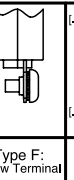
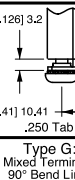
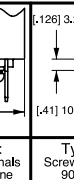
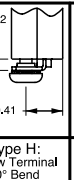
Notes: All dimensions are in [mm]. Tolerance ±.005 [.127] unless otherwise specified.

- 1 Used with bushing C or D only.
- 2 Used with H bushing only.
- 3 Used with bushing E only.
- 4 Used with M11 mounting hole only.
- 5 Used with mounting hole 00 only.
- 6 Used with M12 mounting hole only.
- 7 All hardware available separately. Consult factory.
- 8 Available with mounting hole 27 only.
- 9 Available with G, J or K bushing only.
- 10 Amp rating must match button marking (ex: 20 will be marked on the button of CMB-203-27G3N-W-A/20)
- 11 Includes molded in "PRESS TO RESET" marking.
- 12 Available with K bushing only.
- 13 Available with mounting hole 28 only.
- 14 Thickness is 3.0 mm, .118 in.
- 15 Available with G or J bushing only.


8 BUTTON

B Black R Red W White

9 TERMINAL

| | | | | | | | | | | |
|---|---|---|---|---|---|---|---|---|--|---|
|  |  |  |  |  |  |  |  |  |  |  |
| Type A: Straight | Type B: Line Pin | Type C: Load Pin | Type D: 90° Bend | Type E: 90° Bend Backward | Type F: Screw Terminal | Type G: Mixed Terminals 90° Bend Line | Type H: Screw Terminal 90° Bend | Type J: Screw Terminal 90° Bend | Type R: Screw Terminal without screw | Type K: Mixed Terminals 90° Bend Load |

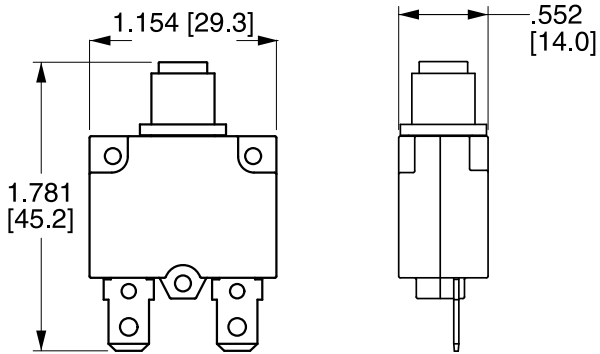
F,G,H,J TERMINALS ARE 8-32 UNC

10 BUTTON MARKING (IF BLANK, NO MARKING)¹⁰ Button Marking Orientation: line  load

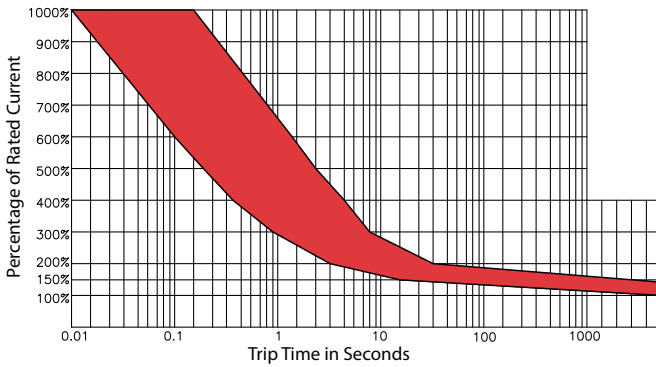
| | | | | | | |
|-----------------|-----------------|-----------------|------------------|------------------|------------------|------------------|
| 03 3 amp | 05 5 amp | 07 7 amp | 10 10 amp | 13 13 amp | 15 15 amp | 20 20 amp |
| 04 4 amp | 06 6 amp | 08 8 amp | 12 12 amp | 14 14 amp | 16 16 amp | |

*Manufacturer reserves the right to change product specification without prior notice.

Dimensional Specifications: in. [mm]



Time Delay



| Overload | Trip Time |
|----------|-----------------|
| 100% | No Trip |
| 150% | Trip in 1 hr |
| 200% | 4.0 ~ 40 sec. |
| 300% | 0.9 ~ 8.0 sec. |
| 400% | 0.42 ~ 5.0 sec. |
| 500% | 0.25 ~ 3.0 sec. |
| 600% | 0.01 ~ 1.8 sec. |

| Time Trip Factor ¹ | |
|-------------------------------|--------|
| -10 °C | x 1.70 |
| -5 °C | x 1.60 |
| 0 °C | x 1.50 |
| 5 °C | x 1.40 |
| 10 °C | x 1.30 |
| 15 °C | x 1.20 |
| 20 °C | x 1.10 |
| 25 °C | x 1.00 |

| Time Trip Factor ¹ | |
|-------------------------------|--------|
| 30 °C | x 0.90 |
| 35 °C | x 0.85 |
| 40 °C | x 0.80 |
| 45 °C | x 0.75 |
| 50 °C | x 0.70 |
| 55 °C | x 0.65 |
| 60 °C | x 0.60 |

Notes:

1. Trip Time factor is a guideline that indicates ambient temperature effect on trip times at various overload values.

Authorized Sales Representatives and Distributors

Click on a region of the map below to find your local representatives and distributors or visit www.carlingtech.com/findarep.



About Carling

Founded in 1920, Carling Technologies is a leading manufacturer of electrical and electronic switches and assemblies, circuit breakers, electronic controls, power distribution units, and multiplexed power distribution systems. With four ISO9001 and IATF16949 registered manufacturing facilities and technical sales offices worldwide, Carling Technologies Sales, Service and Engineering teams do much more than manufacture electrical components, they engineer powerful solutions! To learn more about Carling please visit www.carlingtech.com/company-profile.

To view all of Carling's environmental, quality, health & safety certifications please visit www.carlingtech.com/environmental-certifications

Worldwide Headquarters

Carling Technologies, Inc.
60 Johnson Avenue, Plainville, CT 06062
Phone: 860.793.9281 **Fax:** 860.793.9231
Email: sales@carlingtech.com

Northern Region Sales Office: nrsm@carlingtech.com
Southeast Region Sales Office: sersm@carlingtech.com
Midwest Region Sales Office: mrrsm@carlingtech.com
West Region Sales Office: wrsm@carlingtech.com
Latin America Sales Office: larsm@carlingtech.com

Asia-Pacific Headquarters

Carling Technologies, Asia-Pacific Ltd.,
Suite 1607, 16/F Tower 2, The Gateway,
Harbour City, 25 Canton Road,
Tsimshatsui, Kowloon, Hong Kong
Phone: Int + 852-2737-2277 **Fax:** Int + 852-2736-9332
Email: sales@carlingtech.com.hk

Shenzhen, China: shenzhen@carlingtech.com
Shanghai, China: shanghai@carlingtech.com
Pune, India: india@carlingtech.com
Kaohsiung, Taiwan: taiwan@carlingtech.com
Yokohama, Japan: japan@carlingtech.com

Europe | Middle East | Africa Headquarters

Carling Technologies LTD
4 Airport Business Park, Exeter Airport,
Clyst Honiton, Exeter, Devon, EX5 2UL, UK
Phone: Int + 44 1392.364422 **Fax:** Int + 44 1392.364477
Email: ltd.sales@carlingtech.com

Germany: gmbh@carlingtech.com
France: sas@carlingtech.com



Carling Technologies®

Innovative Designs. Powerful Solutions.

Компания «Океан Электроники» предлагает заключение долгосрочных отношений при поставках импортных электронных компонентов на взаимовыгодных условиях!

Наши преимущества:

- Поставка оригинальных импортных электронных компонентов напрямую с производств Америки, Европы и Азии, а так же с крупнейших складов мира;
- Широкая линейка поставок активных и пассивных импортных электронных компонентов (более 30 млн. наименований);
- Поставка сложных, дефицитных, либо снятых с производства позиций;
- Оперативные сроки поставки под заказ (от 5 рабочих дней);
- Экспресс доставка в любую точку России;
- Помощь Конструкторского Отдела и консультации квалифицированных инженеров;
- Техническая поддержка проекта, помощь в подборе аналогов, поставка прототипов;
- Поставка электронных компонентов под контролем ВП;
- Система менеджмента качества сертифицирована по Международному стандарту ISO 9001;
- При необходимости вся продукция военного и аэрокосмического назначения проходит испытания и сертификацию в лаборатории (по согласованию с заказчиком);
- Поставка специализированных компонентов военного и аэрокосмического уровня качества (Xilinx, Altera, Analog Devices, Intersil, Interpoint, Microsemi, Actel, Aeroflex, Peregrine, VPT, Syfer, Eurofarad, Texas Instruments, MS Kennedy, Miteq, Cobham, E2V, MA-COM, Hittite, Mini-Circuits, General Dynamics и др.);

Компания «Океан Электроники» является официальным дистрибьютором и эксклюзивным представителем в России одного из крупнейших производителей разъемов военного и аэрокосмического назначения «JONHON», а так же официальным дистрибьютором и эксклюзивным представителем в России производителя высокотехнологичных и надежных решений для передачи СВЧ сигналов «FORSTAR».



JONHON

«JONHON» (основан в 1970 г.)

Разъемы специального, военного и аэрокосмического назначения:

(Применяются в военной, авиационной, аэрокосмической, морской, железнодорожной, горно- и нефтедобывающей отраслях промышленности)

«FORSTAR» (основан в 1998 г.)

ВЧ соединители, коаксиальные кабели, кабельные сборки и микроволновые компоненты:

(Применяются в телекоммуникациях гражданского и специального назначения, в средствах связи, РЛС, а так же военной, авиационной и аэрокосмической отраслях промышленности).



Телефон: 8 (812) 309-75-97 (многоканальный)

Факс: 8 (812) 320-03-32

Электронная почта: ocean@oceanchips.ru

Web: <http://oceanchips.ru/>

Адрес: 198099, г. Санкт-Петербург, ул. Калинина, д. 2, корп. 4, лит. А