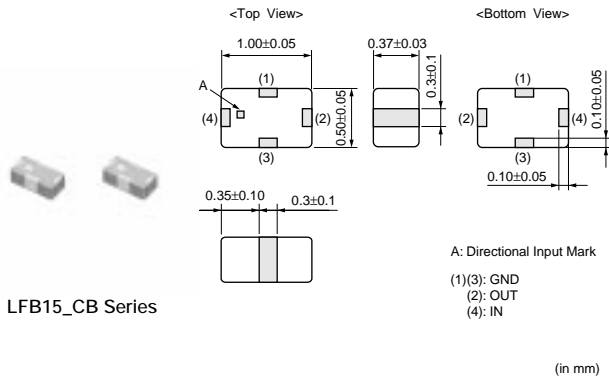


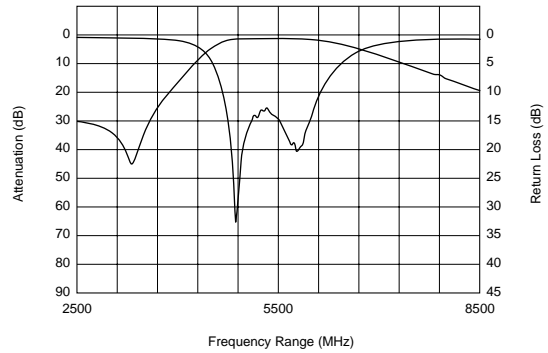
for RF/Local

Chip Multilayer LC Filters (BPF)

● LFB15(0402)_CB Series

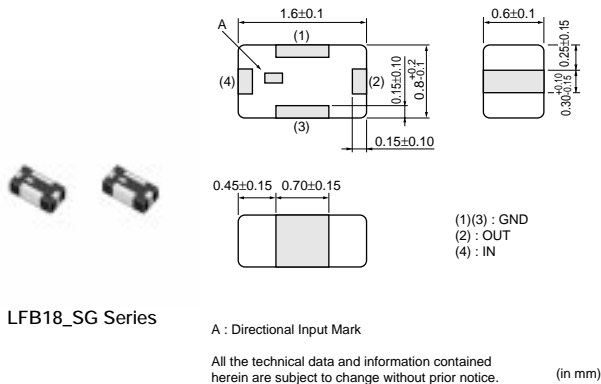


Frequency Characteristics

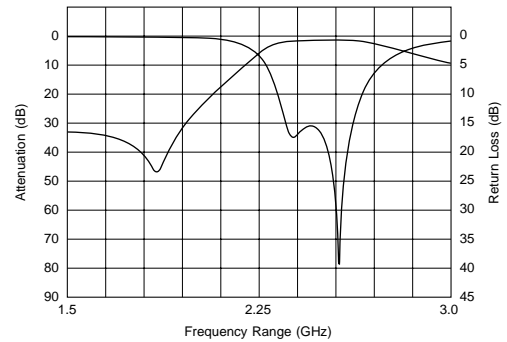


| Part Number | Nominal Center Frequency (fo) (MHz) | Bandwidth (BW) (MHz) | Insertion Loss in BW (dB) | Attenuation (Absolute Value) I) (dB) | Attenuation (Absolute Value) II) (dB) | Application |
|------------------|-------------------------------------|----------------------|---------------------------|--------------------------------------|---------------------------------------|-------------|
| LFB155G37CB1C032 | 5375 | fo±475 | 1.5 max. (at 25°C) | 10 min. at 3800MHz | 5 min. at 7500MHz | WLAN/BT |
| LFB155G50CB1B948 | 5500 | fo±350 | 1.1 max. (at 25°C) | 9.5 min. at 4000MHz | 4.5 min. at 7500MHz | WLAN/BT |

● LFB18(0603)_SG Series

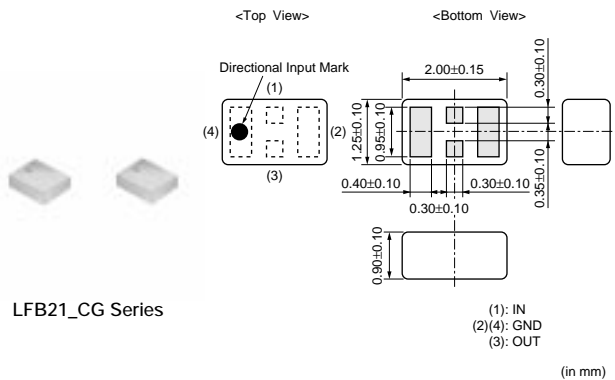


Frequency Characteristics

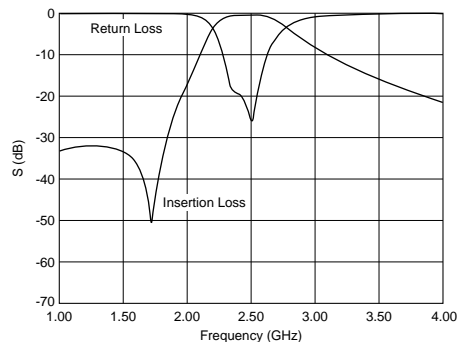


| Part Number | Nominal Center Frequency (fo) (MHz) | Bandwidth (BW) (MHz) | Insertion Loss in BW (dB) | Attenuation (Absolute Value) I) (dB) | Attenuation (Absolute Value) II) (dB) | Application |
|------------------|-------------------------------------|----------------------|---------------------------|--------------------------------------|---------------------------------------|-------------|
| LFB182G45SG9A213 | 2450 | fo±50 | 2.2 max. (at 25°C) | 24 min. at 880~960MHz | 20 min. at 1710~1990MHz | WLAN/BT |
| LFB182G45SG9A246 | 2450 | fo±50 | 2.2 max. (at 25°C) | 24.5 min. at 880~960MHz | 12.5 min. at 1710~1990MHz | WLAN/BT |
| LFB182G45SG9A272 | 2450 | fo±50 | 1.8 max. (at 25°C) | 25 min. at 880~1000MHz | 22.5 min. at 1200~1300MHz | WLAN/BT |
| LFB182G60SGHB972 | 2600 | fo±100.0 | 1.9 max. (at 25°C) | 29.5 min. at 806~849MHz | 25 min. at 1850~1910MHz | WIMAX |
| LFB182G60SGHC149 | 2600 | fo±100.0 | 2.2 max. (at 25°C) | 29.5 min. at 806~849MHz | 30 min. at 1850~1910MHz | WIMAX |
| LFB183G60SGJC019 | 3500 | fo±200 | 1.8 max. (at 25°C) | 25.5 min. at 806~849MHz | 21.5 min. at 1850~1910MHz | WIMAX |
| LFB185G78SGAB713 | 5787.5 | fo±62.5 | 2.2 max. (at 25°C) | 16.5 min. at 4800MHz | 23.5 min. at 11450~11700MHz | WLAN/BT |

● LFB21(0805)_CG Series



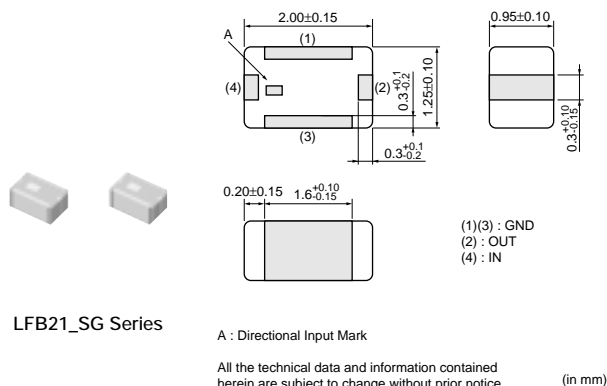
Frequency Characteristics



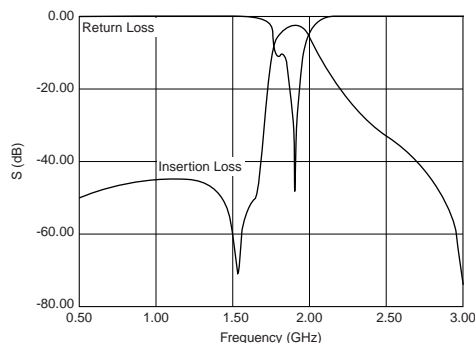
LFB21_CG Series

| Part Number | Nominal Center Frequency (fo) (MHz) | Bandwidth (BW) (MHz) | Insertion Loss in BW (dB) | Attenuation (Absolute Value) I) (dB) | Attenuation (Absolute Value) II) (dB) | Application |
|------------------|-------------------------------------|----------------------|---------------------------|--------------------------------------|---------------------------------------|-------------|
| LFB212G45CG1B187 | 2450.00 | fo±50.00 | 0.90 max. (at 25°C) | 28 min. at 824~960MHz | 15 min. at 1710~1910MHz | WLAN/BT |
| LFB212G45CG1B982 | 2450.00 | fo±50.00 | 1.00 max. (at 25°C) | 28 min. at 824~849MHz | 17 min. at 1920~1990MHz | WLAN/BT |
| LFB212G45CG2D013 | 2450.00 | fo±50.00 | 2.50 max. (at 25°C) | 30 min. at 824~915MHz | 32 min. at 1920~1980MHz | WLAN/BT |

● LFB21(0805)_SG Series



Frequency Characteristics



LFB21_SG Series

A : Directional Input Mark
 All the technical data and information contained herein are subject to change without prior notice.

| Part Number | Nominal Center Frequency (fo) (MHz) | Bandwidth (BW) (MHz) | Insertion Loss in BW (dB) | Attenuation (Absolute Value) I) (dB) | Attenuation (Absolute Value) II) (dB) | Application |
|------------------|-------------------------------------|----------------------|---------------------------|--------------------------------------|---------------------------------------|-------------|
| LFB211G90SG8B704 | 1906.5 | fo±13.5 | 3.0 max. (at 25°C) | 20 min. at 1660.5~1686.3MHz | 11 min. at 2126.8~2152.6MHz | PHS |
| LFB212G45SG8A127 | 2450 | fo±50 | 1.5 max. (at 25°C) | 25 min. at 1200~1300MHz | 10.0 min. at 2000MHz | WLAN/BT |
| LFB212G45SG8A143 | 2450 | fo±50 | 2.7 max. (at 25°C) | 20 min. at 880~1710MHz | 30 min. at 1710~1990MHz | WLAN/BT |
| LFB212G45SG8A166 | 2450 | fo±50 | 1.4 max. (at 25°C) | 30 min. at 824~960MHz | 30 min. at 1710~1910MHz | WLAN/BT |
| LFB212G45SG8A192 | 2450 | fo±50 | 2.6 max. (at 25°C) | 40 min. at 880~960MHz | 38 min. at 1710~1990MHz | WLAN/BT |
| LFB212G49SG8B830 | 2495 | fo±195 | 2.4 max. (at 25°C) | 30 min. at 824~960MHz | 9 min. at 1710~1990MHz | WIMAX |
| LFB213G60SG8B831 | 3600 | fo±300 | 1.5 max. (at 25°C) | 32 min. at 824~960MHz | 24 min. at 1710~1990MHz | WIMAX |
| LFB215G12SG8A178 | 5125 | fo±225 | 1.5 max. (at 25°C) | 25 min. at 4200MHz | 17 min. at 2x(fo±225)MHz | WLAN/BT |
| LFB215G12SG8A183 | 5125 | fo±225 | 1.5 max. (at 25°C) | 9.0 min. at 4250MHz | 9.5 min. at 5900MHz | WLAN/BT |

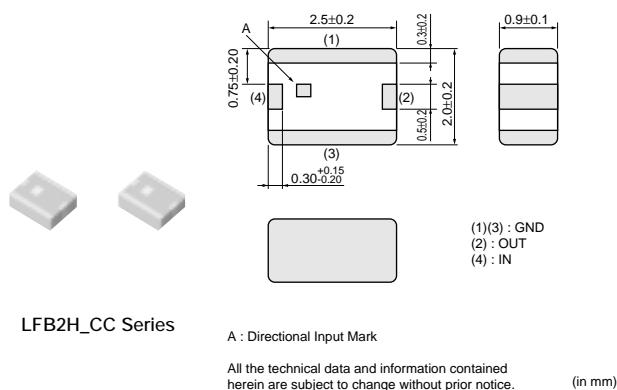
Continued on the following page.

△Note • This PDF catalog is downloaded from the website of Murata Manufacturing co., Ltd. Therefore, it's specifications are subject to change or our products in it may be discontinued without advance notice. Please check with our sales representatives or product engineers before ordering.
 • This PDF catalog has only typical specifications because there is no space for detailed specifications. Therefore, please approve our product specifications or transact the approval sheet for product specifications before ordering.

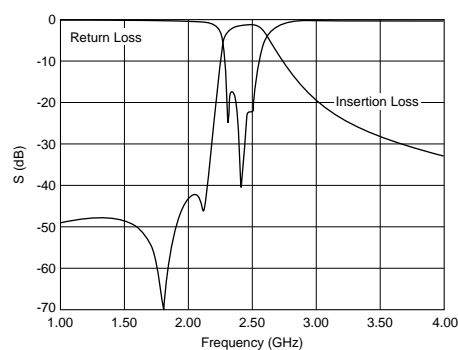
Continued from the preceding page.

| Part Number | Nominal Center Frequency (fo) (MHz) | Bandwidth (BW) (MHz) | Insertion Loss in BW (dB) | Attenuation (Absolute Value) I) (dB) | Attenuation (Absolute Value) II) (dB) | Application |
|------------------|-------------------------------------|----------------------|---------------------------|--------------------------------------|---------------------------------------|-------------|
| LFB215G25SG8A144 | 5250 | fo±100.0 | 1.5 max. (at 25°C) | 30 min. at 3450MHz | - | WLAN/BT |
| LFB215G37SG8A180 | 5375 | fo±475 | 1.8 max. (at 25°C) | 30.0 min. at 500-4000MHz | 35.0 min. at 3450MHz | WLAN/BT |
| LFB215G37SG8A185 | 5375 | fo±475 | 2.2 max. (at 25°C) | 40 min. at 340-1195MHz | 21 min. at 2140-3580MHz | WLAN/BT |
| LFB215G51SG8A132 | 5512 | fo±363 | 1.9 max. (at 25°C) | 30 min. at 500-4000MHz | 20 min. at 4600MHz | WLAN/BT |
| LFB215G78SG8A170 | 5787.5 | fo±62.5 | 2.2 max. (at 25°C) | 35 min. at 3275-3400MHz | 37 min. at 2x(fo±62.5)MHz | WLAN/BT |

● LFB2H(1008)_CC Series

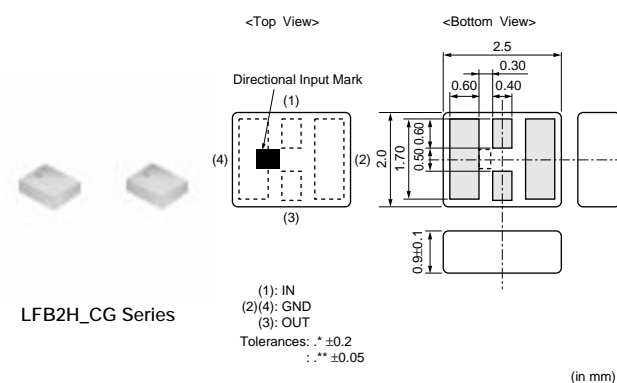


Frequency Characteristics

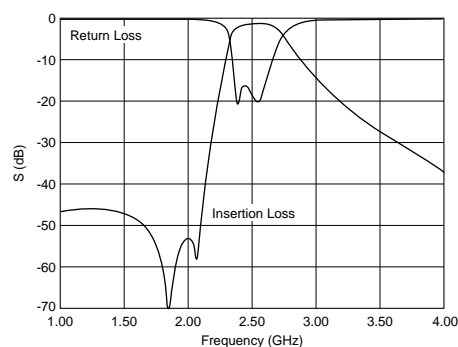


| Part Number | Nominal Center Frequency (fo) (MHz) | Bandwidth (BW) (MHz) | Insertion Loss in BW (dB) | Attenuation (Absolute Value) I) (dB) | Attenuation (Absolute Value) II) (dB) | Application |
|------------------|-------------------------------------|----------------------|---------------------------|--------------------------------------|---------------------------------------|-------------|
| LFB2H2G45CC1D005 | 2450.00 | fo±50.00 | 1.60 max. (at 25°C) | 45 min. at 746-960MHz | 40 min. at 1920-1990MHz | WLAN/BT |

● LFB2H(1008)_CG Series



Frequency Characteristics

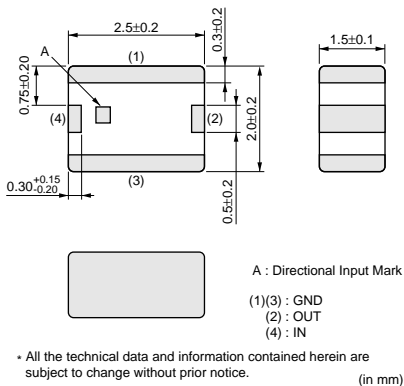


| Part Number | Nominal Center Frequency (fo) (MHz) | Bandwidth (BW) (MHz) | Insertion Loss in BW (dB) | Attenuation (Absolute Value) I) (dB) | Attenuation (Absolute Value) II) (dB) | Application |
|------------------|-------------------------------------|----------------------|---------------------------|--------------------------------------|---------------------------------------|-------------|
| LFB2H2G45CG1C026 | 2450.00 | fo±50.00 | 2.10 max. (at 25°C) | 43 min. at 806-849MHz | 43 min. at 1920-1990MHz | WLAN/BT |

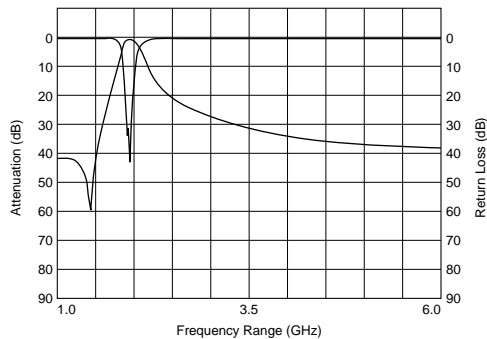
● LFB2H(1008)_SG/LFB31(1206)_SG Series



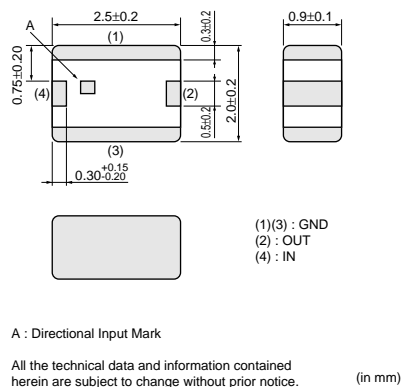
LFB2H_SG6 Series



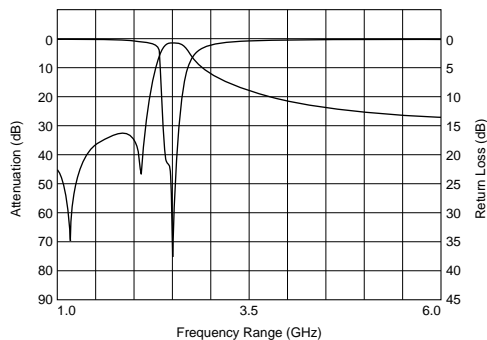
Frequency Characteristics



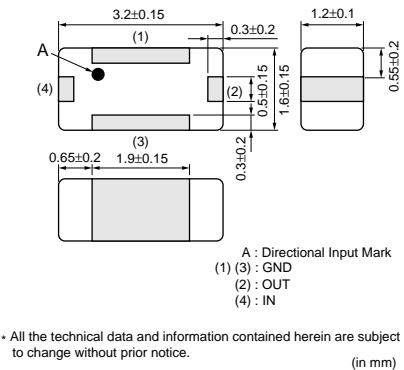
LFB2H_SG7 Series



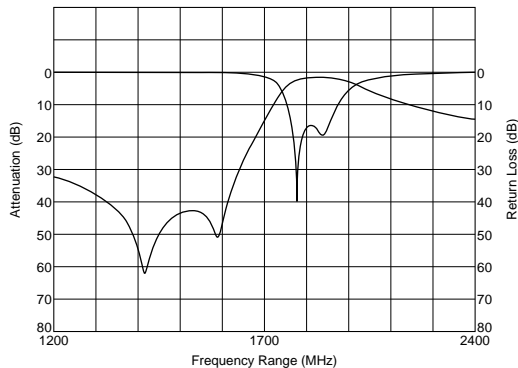
The Characteristics of Spurious



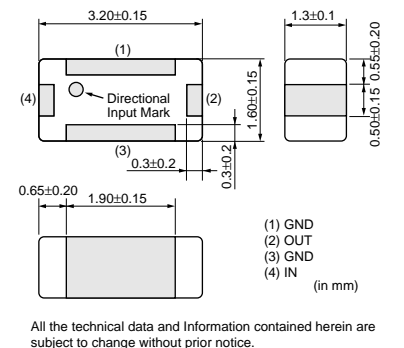
LFB31_SG1 Series



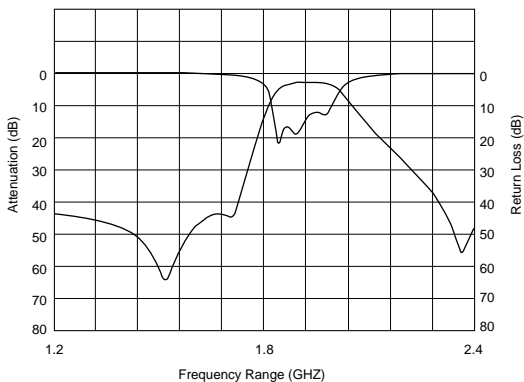
Frequency Characteristics



LFB31_SG2 Series



Frequency Characteristics



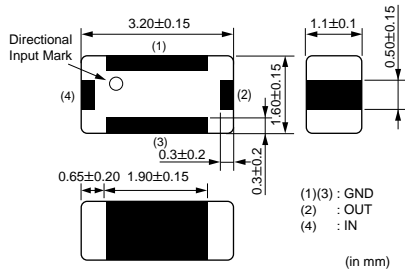
Continued on the following page.

△Note • This PDF catalog is downloaded from the website of Murata Manufacturing Co., Ltd. Therefore, its specifications are subject to change or our products in it may be discontinued without advance notice. Please check with our sales representatives or product engineers before ordering.
 • This PDF catalog has only typical specifications because there is no space for detailed specifications. Therefore, please approve our product specifications or transact the approval sheet for product specifications before ordering.

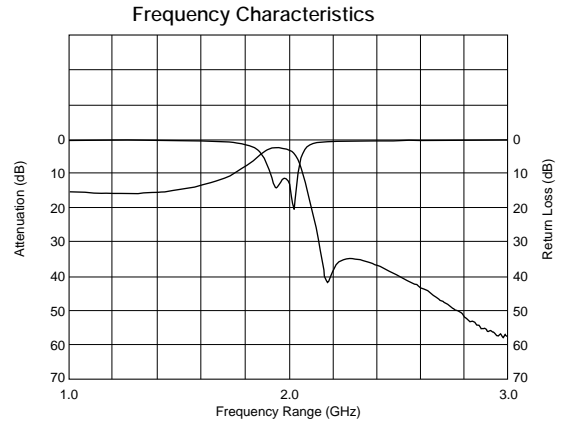
Continued from the preceding page.



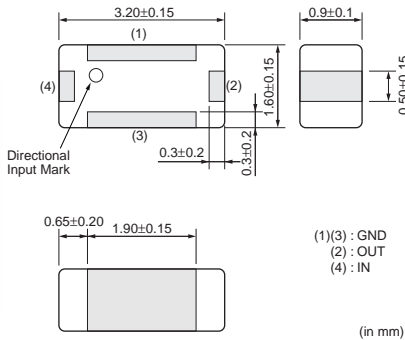
LFB31_SG3 Series



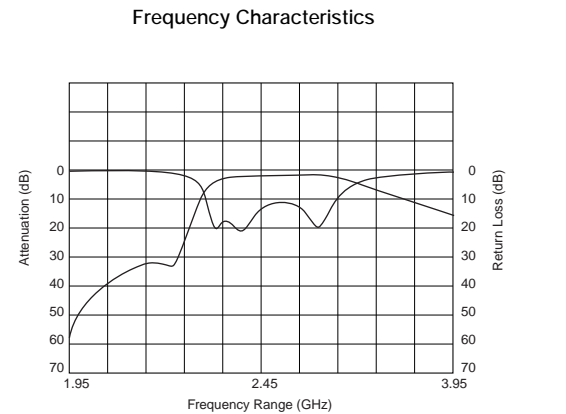
All the technical and Information contained herein are subject to change without prior notice.



LFB31_SG7 Series



All the technical data and information contained herein are subject to change without prior notice.



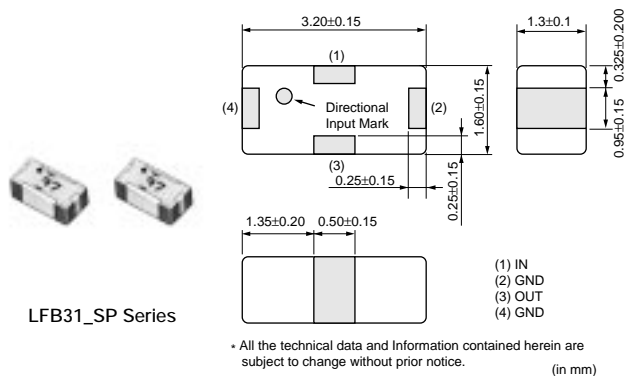
| Part Number | Nominal Center Frequency (fo) (MHz) | Bandwidth (BW) (MHz) | Insertion Loss in BW (dB) | Attenuation (Absolute Value) I) (dB) | Attenuation (Absolute Value) II) (dB) | Application |
|------------------|-------------------------------------|----------------------|---------------------------|--------------------------------------|---------------------------------------|--------------|
| LFB2H1G90SG6A157 | 1906.5 | fo±13.5 | 1.5 max. (at 25°C) | 14 min. at 1687MHz | 6 min. at 2126MHz | PHS |
| LFB2H2G45SG7A134 | 2450 | fo±50 | 1.7 max. (at 25°C) | 25 min. at 1750MHz | 25 min. at 2100MHz | WLAN/BT |
| LFB2H2G45SG7A158 | 2450 | fo±50 | 1.2 max. (at 25°C) | 30 min. at 880~915MHz | 30 min. at 1710~1785MHz | WLAN/BT |
| LFB2H2G45SG7A159 | 2450 | fo±50 | 2.1 max. (at 25°C) | 45 min. at 880~915MHz | 48 min. at 1710~1990MHz | WLAN/BT |
| LFB2H2G45SG7B793 | 2450 | fo±50 | 3.5 max. (at 25°C) | 42 min. at 869~915MHz | 45 min. at 1710~1785MHz | WLAN/BT |
| LFB2H2G45SG7C093 | 2450 | fo±50 | 2.1 max. (at 25°C) | 45 min. at 824~915MHz | 48 min. at 1710~1990MHz | WLAN/BT |
| LFB2H2G45SGDB865 | 2450 | fo±50 | 3.4 max. (at 25°C) | 45 min. at 880~915MHz | 40 min. at 1710~1785MHz | WLAN/BT |
| LFB2H2G45SGFB914 | 2450 | fo±50 | 2.3 max. (at 25°C) | 44 min. at 824~960MHz | 40 min. at 1710~1785MHz | WLAN/BT |
| LFB2H2G54SG7B881 | 2545 | fo±145 | 2 max. (at 25°C) | 39.5 min. at 1910MHz | 39.5 min. at 1990MHz | WIMAX |
| LFB2H2G59SG7B858 | 2590 | fo±100 | 2.1 max. (at 25°C) | 40 min. at 824~915MHz | 30 min. at 2110~2170MHz | WIMAX |
| LFB2H5G78SG7A175 | 5787.5 | fo±62.5 | 2.5 max. (at 25°C) | 51.5 min. at 902~928MHz | 41 min. at 3919~4044MHz | WLAN/BT |
| LFB311G90SG1-799 | 1906.5 | fo +24.5/-13.5MHz | 2.5 max. (at 25°C) | 40 min. at 1397.05~1422.85MHz | 35 min. at 1645.5~1671.3MHz | PHS |
| LFB311G90SG2-797 | 1906.5 | fo±13.5 | 2.7 max. (at 25°C) | 40 min. at 1427~1454MHz | 35 min. at 1660~1687MHz | PHS |
| LFB311G95SG3A564 | 1950 | fo±30 | 3.5 max. (at 25°C) | 20 min. at 2110~2170MHz | 25 min. at 2490~2550MHz | UMTS (Band1) |

Continued on the following page. ↗

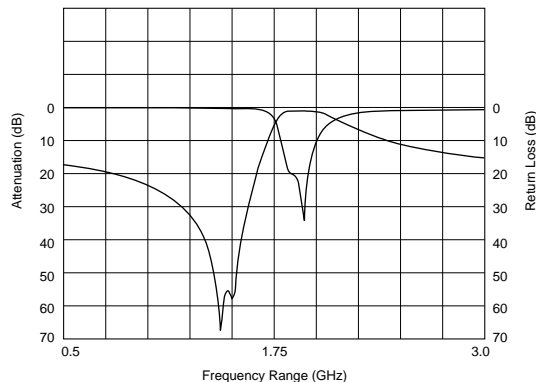
Continued from the preceding page.

| Part Number | Nominal Center Frequency (fo) (MHz) | Bandwidth (BW) (MHz) | Insertion Loss in BW (dB) | Attenuation (Absolute Value) I (dB) | Attenuation (Absolute Value) II (dB) | Application |
|------------------|-------------------------------------|----------------------|---------------------------|-------------------------------------|--------------------------------------|-------------|
| LFB312G45SG2A509 | 2450 | fo±50 | 2 max. (at 25°C) | 38 min. at 902-928MHz | 15 min. at 2100-2200MHz | WLAN/BT |
| LFB312G45SG7A572 | 2450 | fo±50 | 2.5 max. (at 25°C) | 37 min. at 902-928MHz | 20 min. at 2100-2200MHz | WLAN/BT |

● LFB31_SP Series (1206)



Frequency Characteristics

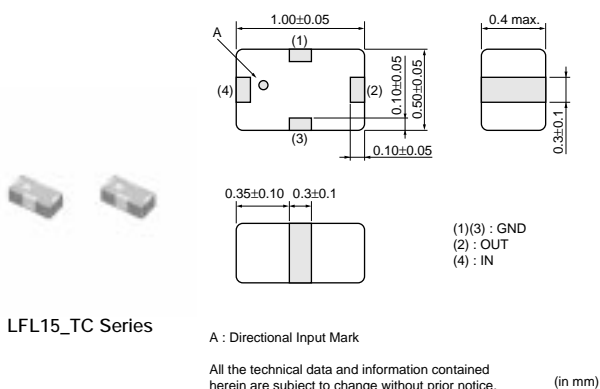


| Part Number | Nominal Center Frequency (fo) (MHz) | Bandwidth (BW) (MHz) | Insertion Loss in BW (dB) | Attenuation (Absolute Value) I (dB) | Attenuation (Absolute Value) II (dB) | Application |
|------------------|-------------------------------------|----------------------|---------------------------|-------------------------------------|--------------------------------------|-------------|
| LFB311G90SP1-798 | 1906.5 | fo±13.5 | 1.0 max. (at 25°C) | 40.0 min. at 1405-1440MHz | 12.0 min. at 1649-1680MHz | PHS |
| LFB312G45SP1A502 | 2450 | fo±50 | 1.2 max. (at 25°C) | 20 min. at 902-928MHz | 35 min. at 1500-1550MHz | WLAN/BT |

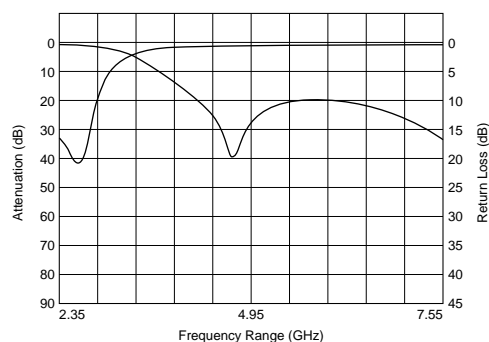
for RF/Local

Chip Multilayer LC Filters (LPF)

● LFL15_TC (0402) /LFL18_TC (0603) Series



Frequency Characteristics

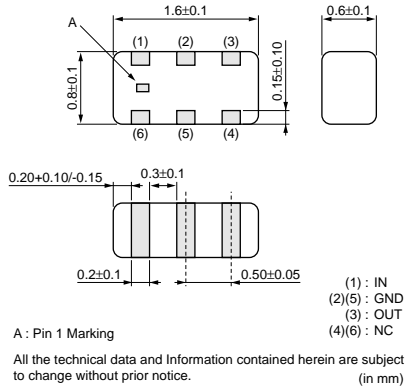


Continued on the following page.

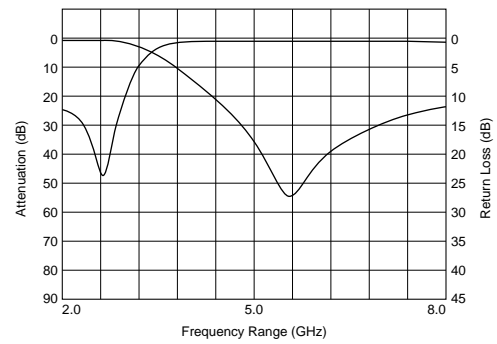
Continued from the preceding page.



LFL18_TC1 Series

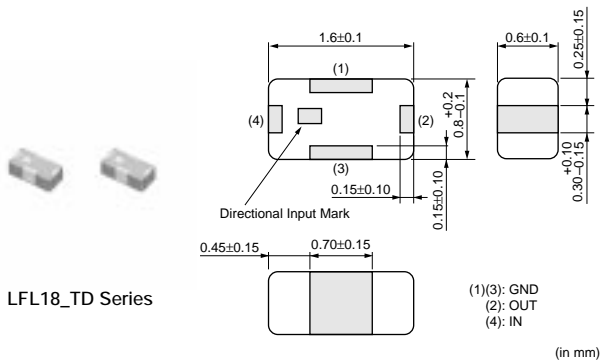


Frequency Characteristics

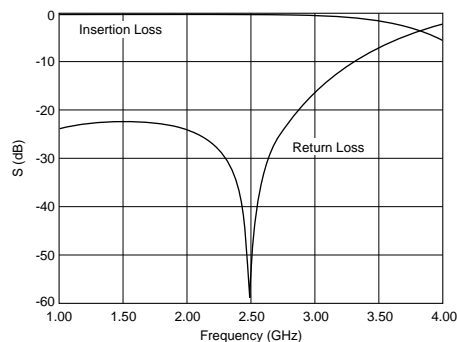


| Part Number | Nominal Center Frequency (fo) (MHz) | Bandwidth (BW) (MHz) | Insertion Loss in BW (dB) | Attenuation (Absolute Value) I) (dB) | Attenuation (Absolute Value) II) (dB) | Application |
|------------------|-------------------------------------|----------------------|---------------------------|--------------------------------------|---------------------------------------|------------------------|
| LFL15620MTC1C037 | 620 | fo±150 | 0.4 max. (at 25°C) | 28 min. at 1920~1980MHz | - | CDMA |
| LFL15869MTC1B787 | 869.5 | fo±45.5 | 0.50 max. (at 25°C) | 18 min. at 2x(fo±45.5)MHz | 17 min. at 3x(fo±45.5)MHz | GSM850/900 |
| LFL151G81TC1B786 | 1810 | fo±100 | 0.60 max. (at 25°C) | 23 min. at 3420~3570MHz | 21 min. at 3700~3820MHz | GSM1800/1900 |
| LFL151G95TC1C157 | 2017.5 | fo±20 | 0.50 max. (at 25°C) | 24 min. at 2xf1 MHz | 16 min. at 3xf1 MHz | TD-SCDMA |
| LFL152G45TC1A219 | 2450 | fo±50 | 0.45 max. (at 25°C) | 21 min. at 2x(fo±50.0)MHz | 21 min. at 3x(fo±50.0)MHz | WLAN/BT |
| LFL18620MTC2C181 | 620.00 | fo±150.00 | 0.60 max. (at 25°C) | 26 min. at 1429~1501MHz | 26 min. at 1565~1607MHz | CDMA700 |
| LFL18628MTC2C221 | 628.50 | fo±158.50 | 0.65 max. (at 25°C) | 26 min. at 1429~1501MHz | 30 min. at 1565~1607MHz | UMTS (Band12/13/14/17) |
| LFL182G45TC1A108 | 2450 | fo±50 | 0.37 max. (at 25°C) | 27 min. at 4800~5000MHz | 25 min. at 7200~7500MHz | WLAN/BT |
| LFL182G45TC1A202 | 2450 | fo±50 | 0.40 max. (at 25°C) | 27 min. at 4800~5000MHz | 30 min. at 7200~7500MHz | WLAN/BT |
| LFL182G45TC3B746 | 2450 | fo±50 | 0.60 max. (at 25°C) | 35 min. at 2x(fo±50)MHz | 30 min. at 3x(fo±50)MHz | WLAN/BT |
| LFL182G50TC1B905 | 2500 | fo±200 | 0.4 max. (at 25°C) | 21 min. at 4600~5400MHz | 22 min. at 6900~8100MHz | WIMAX |
| LFL182G54TC1B838 | 2545 | fo±145 | 0.4 max. (at 25°C) | 26 min. at 4800~5390MHz | 23 min. at 7200~8085MHz | WIMAX |
| LFL183G55TC2B908 | 3550 | fo±250 | 0.45 max. (at 25°C) | 17 min. at 6600~7600MHz | 20 min. at 9900~11400MHz | WIMAX |
| LFL183G55TC3C218 | 3550.00 | fo±250.00 | 0.55 max. (at 25°C) | 35 min. at 6600~7600MHz | 34 min. at 9900~11400MHz | WIMAX |

● LFL18_TD (0603) Series

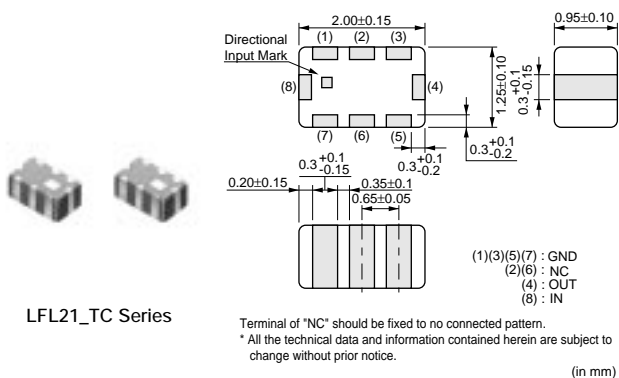


Frequency Characteristics

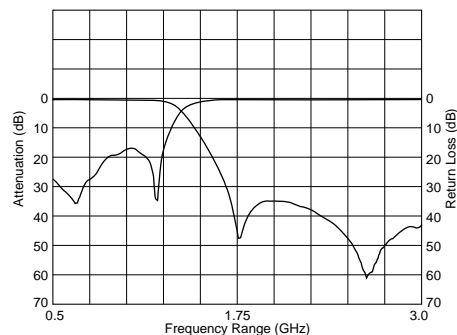


| Part Number | Nominal Center Frequency (fo) (MHz) | Bandwidth (BW) (MHz) | Insertion Loss in BW (dB) | Attenuation (Absolute Value) I) (dB) | Attenuation (Absolute Value) II) (dB) | Application |
|------------------|-------------------------------------|----------------------|---------------------------|--------------------------------------|---------------------------------------|-------------|
| LFL182G45TD2C153 | 2450.00 | fo±50.00 | 0.40 max. (at 25°C) | 20 min. at 4800~5000MHz | 19 min. at 7200~7500MHz | WLAN/BT |
| LFL185G42TD1A241 | 5425.00 | fo±525.00 | 0.60 max. (at 25°C) | 25 min. at 2xfo MHz | 20 min. at 3xfo MHz | WLAN |

● LFL21_TC (0805) Series



Frequency Characteristics



| Part Number | Nominal Center Frequency (fo) (MHz) | Bandwidth (BW) (MHz) | Insertion Loss in BW (dB) | Attenuation (Absolute Value) I) (dB) | Attenuation (Absolute Value) II) (dB) | Application |
|------------------|-------------------------------------|----------------------|---------------------------|--------------------------------------|---------------------------------------|--------------|
| LFL21902MTC1A018 | 902.5 | fo±12.5 | 0.6 max. (at 25°C) | 30 min. at 2x(fo±12.5)MHz | 30 min. at 3x(fo±12.5)MHz | GSM |
| LFL211G90TC1A008 | 1907.5 | fo±12.5 | 0.47 max. (at 25°C) | 30 min. at 2x(fo±12.5)MHz | 25 min. at 3x(fo±12.5)MHz | PHS |
| LFL211G92TC1A060 | 1920 | fo±70 | 0.6 max. (at 25°C) | 24 min. at 3335~3700MHz | 30 min. at 3700~3820MHz | UMTS (Band1) |
| LFL212G45TC1A007 | 2450 | fo±50 | 0.50 max. (at 25°C) | 27 min. at 2x(fo±50.0)MHz | 30 min. at 3x(fo±50.0)MHz | WLAN/BT |
| LFL215G25TC1A156 | 5250 | fo±100.0 | 0.70 max. (at 25°C) | 24 min. at 2x(fo±100)MHz | 19 min. at 3x(fo±100)MHz | WLAN/BT |
| LFL215G37TC1A210 | 5375 | fo±475 | 0.70 max. (at 25°C) | 30 min. at 2x(fo±475)MHz | 20 min. at 3x(fo±475)MHz | WLAN/BT |
| LFL215G51TC1A149 | 5512 | fo±363 | 0.70 max. (at 25°C) | 30 min. at 2x(fo±363)MHz | 20 min. at 3x(fo±363)MHz | WLAN/BT |
| LFL215G78TC1A155 | 5787.5 | fo±62.5 | 0.70 max. (at 25°C) | 30 min. at 2x(fo±62.5)MHz | 20 min. at 3x(fo±62.5)MHz | WLAN/BT |

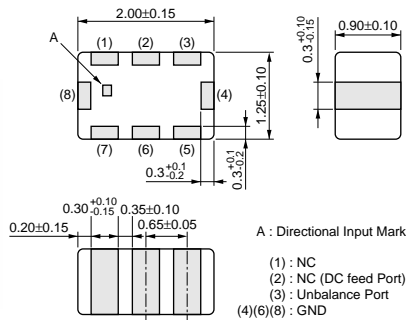
△Note • This PDF catalog is downloaded from the website of Murata Manufacturing Co., Ltd. Therefore, it's specifications are subject to change or our products in it may be discontinued without advance notice. Please check with our sales representatives or product engineers before ordering.
 • This PDF catalog has only typical specifications because there is no space for detailed specifications. Therefore, please approve our product specifications or transact the approval sheet for product specifications before ordering.

for RF/Local

Chip Multilayer LC Filters (Balanced Filters)



LFB21_BA Series



A : Directional Input Mark

- (1) : NC
- (2) : NC (DC feed Port)
- (3) : Unbalance Port
- (4)(6)(8) : GND
- (5)(7) : Balance Port

• All the technical data and information contained herein are subject to change without prior notice. (in mm)

| Part Number | Nominal Center Frequency (fo) (MHz) | Bandwidth (BW) (MHz) | Insertion Loss in BW (dB) | Balance Impedance (Differential) (Nom.) (ohm) | Unbalance Impedance (Nom.) (ohm) | Application |
|------------------|-------------------------------------|----------------------|---------------------------|--|----------------------------------|-------------|
| LFB212G44BB1C141 | 2441 | fo±39 | 3.00 max. (at 25°C) | Conjugate match to CSR BC5-MM | 50 | WLAN/BT |
| LFB212G44BF5D107 | 2441 | fo±39 | 3.30 max. (at 25°C) | Conjugate match to ST Micro STLC2584 | 50 | WLAN/BT |
| LFB212G45BA1A220 | 2450.00 | fo±50.00 | 3.5 max. (at 25°C) | 34.2 -j95.0ohm (Differential) Source Impedance | 50 | WLAN/BT |
| LFB212G45BA1A234 | 2450.00 | fo±50.00 | 3.5 max. (at 25°C) | 50 | 50 | WLAN/BT |
| LFB212G45BA1B759 | 2450.00 | fo±50.00 | 3.5 max. (at 25°C) | 100 | 50 | WLAN/BT |
| LFB212G45BA1B763 | 2450.00 | fo±50.00 | 3.5 max. (at 25°C) | 50 +j50ohm (Differential) Source Impedance | 50 | WLAN/BT |
| LFB212G45BA1C057 | 2450 | fo±50 | 2.8 max. (at 25°C) | Conjugate match to CSR BC4-ROM | 50 | WLAN/BT |
| LFB212G45BA1C155 | 2450 | fo±50 | 2.80 max. (at 25°C) | Conjugate match to CSR BC4-ROM | 50 | WLAN/BT |
| LFB212G45BA4D007 | 2450 | fo±50 | 3.30 max. (at 25°C) | Conjugate match to TI BRF6300/6350 | 50 | WLAN/BT |
| LFB212G45BAAD023 | 2450 | fo±50 | 3.10 max. (at 25°C) | Conjugate match to Mediatek MT6611 | 50 | WLAN/BT |
| LFB212G45BAAD071 | 2450 | fo±50 | 3.50 max. (at 25°C) | Conjugate match to CSR BC6-ROM | 50 | WLAN/BT |
| LFB212G45BAAD084 | 2450.00 | fo±50.00 | 2.8 max. (at 25°C) | Conjugate match to MTK MT6611 | 50 | WLAN/BT |
| LFB212G45BB1D126 | 2450.00 | fo±50.00 | 2.8 max. (at 25°C) | Conjugate match to MTK MT6612/6616 | 50 | WLAN/BT |
| LFB213G55BA1B974 | 3550 | fo±250 | 3.2 max. (at 25°C) | 100 | 50 | WIMAX |
| LFB215G37BA1A233 | 5375.00 | fo±475.00 | 2.8 max. (at 25°C) | 100 | 50 | WLAN/BT |
| LFB2H2G44BB5B754 | 2441.75 | fo±41.75 | 3.3 max. (at 25°C) | 120 | 50 | WLAN/BT |
| LFB2H2G45BB1A221 | 2450 | fo±50 | 3.0 max. (at 25°C) | 75 | 50 | WLAN/BT |
| LFB2H2G45BB1A243 | 2450 | fo±50 | 3.0 max. (at 25°C) | 100 | 50 | WLAN/BT |
| LFB2H2G60BB1B973 | 2600 | fo±100 | 3.3 max. (at 25°C) | 100 | 50 | WIMAX |
| LFB2H2G60BB1C106 | 2600 | fo±100 | 3.3 max. (at 25°C) | 50 | 50 | WIMAX |

Компания «Океан Электроники» предлагает заключение долгосрочных отношений при поставках импортных электронных компонентов на взаимовыгодных условиях!

Наши преимущества:

- Поставка оригинальных импортных электронных компонентов напрямую с производств Америки, Европы и Азии, а так же с крупнейших складов мира;
- Широкая линейка поставок активных и пассивных импортных электронных компонентов (более 30 млн. наименований);
- Поставка сложных, дефицитных, либо снятых с производства позиций;
- Оперативные сроки поставки под заказ (от 5 рабочих дней);
- Экспресс доставка в любую точку России;
- Помощь Конструкторского Отдела и консультации квалифицированных инженеров;
- Техническая поддержка проекта, помощь в подборе аналогов, поставка прототипов;
- Поставка электронных компонентов под контролем ВП;
- Система менеджмента качества сертифицирована по Международному стандарту ISO 9001;
- При необходимости вся продукция военного и аэрокосмического назначения проходит испытания и сертификацию в лаборатории (по согласованию с заказчиком);
- Поставка специализированных компонентов военного и аэрокосмического уровня качества (Xilinx, Altera, Analog Devices, Intersil, Interpoint, Microsemi, Actel, Aeroflex, Peregrine, VPT, Syfer, Eurofarad, Texas Instruments, MS Kennedy, Miteq, Cobham, E2V, MA-COM, Hittite, Mini-Circuits, General Dynamics и др.);

Компания «Океан Электроники» является официальным дистрибьютором и эксклюзивным представителем в России одного из крупнейших производителей разъемов военного и аэрокосмического назначения «JONHON», а так же официальным дистрибьютором и эксклюзивным представителем в России производителя высокотехнологичных и надежных решений для передачи СВЧ сигналов «FORSTAR».



JONHON

«JONHON» (основан в 1970 г.)

Разъемы специального, военного и аэрокосмического назначения:

(Применяются в военной, авиационной, аэрокосмической, морской, железнодорожной, горно- и нефтедобывающей отраслях промышленности)

«FORSTAR» (основан в 1998 г.)

ВЧ соединители, коаксиальные кабели, кабельные сборки и микроволновые компоненты:

(Применяются в телекоммуникациях гражданского и специального назначения, в средствах связи, РЛС, а так же военной, авиационной и аэрокосмической отраслях промышленности).



Телефон: 8 (812) 309-75-97 (многоканальный)

Факс: 8 (812) 320-03-32

Электронная почта: ocean@oceanchips.ru

Web: <http://oceanchips.ru/>

Адрес: 198099, г. Санкт-Петербург, ул. Калинина, д. 2, корп. 4, лит. А