




DC Coil



AC Coil

P30/P40 series

Definite Purpose Magnetic Contactor 30/40 Ampere Full Load 40/50 Ampere Resistive AC & DC Coils

File E22575

File LR15734

Users should thoroughly review the technical data before selecting a product part number. It is recommended that users also seek out the pertinent approvals files of the agencies/laboratories and review them to ensure the product meets the requirements for a given application.

Features

- AC and DC coils.
- Available with auxiliary switch.
- Variety of main contact terminals.
- For control of motors, power supplies, heating elements and lighting.

Contact Data @ 25°C

Arrangements: Up to 4 Form X (4PST-NO-DM)

Ratings: See contact rating table.

Material: Silver-cadmium oxide.

Expected Life: 200,000 operations at full load.

AC coil: 2 million operations, mechanical.

DC coil: 10 million operations, mechanical.

Minimum Contact Data: 3A @ 120VAC.

Main Contact Ratings

Type	Motor Rating in Amps, 3Ø3P or 1Ø2P				Resistive Rating @ 600V	Tungsten Rating @277V
	Full Load @ 600V	Locked Rotor				
		@ 240V	@480V	@ 600V		
P30	30A	180A	150A	120A	40A	40A
P40	40A	240A	200A	160A	50A	50A

P30 Electrical Discharge Lamp Control: 40A @ 240V (Delta), 40A @ 600V (Wye).

P40 Electrical Discharge Lamp Control: 50A @ 600V (Wye).

Type	Motor Rating in Horsepower			
		@ 120V	@ 240V	@ 440-600V
P30	1Ø2P	1.5HP	3HP	—
	3Ø3P	3HP	7.5HP	7.5HP
P40	1Ø2P	2HP	5HP	—
	3Ø3P	5HP	10HP	15HP

Auxiliary Snap-Action Switch

Arrangements: Up to 2 Form C (DPDT).

Rating: 10 amps at 120-250VAC @ 25°C.

Material: Silver.

Initial Dielectric Strength

Initial Breakdown Voltage: 2,200 rms minimum between all elements and between all elements to ground.

Coil Data @ 25°C

Voltage: From 12 to 120VDC, and 24 to 277VAC, 50/60 Hz.

Power: DC, 7.5 W; AC, 92VA, In rush; 12 VA Sealed.

Duty Cycle: Continuous.

Insulation Class: Class A, standard, Class B available.

Initial Insulation Resistance: 100 megohms, minimum.

Coil Data

Nominal VDC	Resistance (Ohms ± 10% @ 25° C)	Must Operate* Volts	Maximum Operating Volts	Nominal Coil Current (ma) @ Nominal Voltage
12	20.8	9	15	577
24	84	18	30	286
48	334	36	57	144
120	2,110	90	144	57

AC Voltage Rating	Nominal	Must Operate*
	50/60 Hz.	50/60 Hz.
24	24	20.4
120	110/120	94
240	208/240	177
277	277	236

*Applicable for vertical mounting, but not for upside-down mounting.

Note: Coil suppression is recommended for all DC coil units, particularly 120 and 240VDC coils.

Operate Data

Must-Operate Voltage: See coil data tables.

Environmental Data

Temperature Range: -55°C to +65°C.

Mechanical Data

Mounting: Universal mounting bracket. See outline drawings.

Termination:

Contacts: Binder screw, box lug, captive pressure plate, combination screw and dual .250" (6.35mm) quick connect, or combination box lug and dual .250" (6.35mm) quick connect. See Main Contact Terminal Options photo.

Coil: Combination 8-32 screw and .250" (6.35mm) quick connect.

Aux. Switch: .187" (4.75mm) quick connect.

Weight: 3 Pole Models: 25 oz. (709g) approximately.

4 Pole Models: 28 oz. (794g) approximately.

Ordering Information

Typical Part No. ▶	P30	P	42	A	1	4	P	1	-240										
<p>1. Type: P30 = Definite Purpose Contactor, 30 amp. P40 = Definite Purpose Contactor, 40 amp.</p>																			
<p>2. Auxiliary Switch: P = No Aux. Switch C = 1 Form C (SPDT) F = 2 Form C (DPDT)</p>																			
<p>3. Main Contact Arrangement:</p> <table border="0" style="width: 100%;"> <tr> <td style="width: 50%;">42 = 3 Form X (3PST-NO-DM)</td> <td style="width: 50%;">47 = 4 Form X (4PST-NO-DM)</td> </tr> <tr> <td>43 = 2 Form X (DPST-NO-DM)</td> <td>48 = 2 Form X (DPST-NO-DM)</td> </tr> <tr> <td> & 1 Form Y (SPST-NC-DB)</td> <td> & 2 Form Y (DPST-NC-DB)</td> </tr> <tr> <td>45 = 1 Form X (SPST-NO-DB)</td> <td>49 = 4 Form Y (4PST-NC-DB)</td> </tr> <tr> <td> & 2 Form Y (DPST-NC-DB)</td> <td>Other contact arrangements are available.</td> </tr> </table>										42 = 3 Form X (3PST-NO-DM)	47 = 4 Form X (4PST-NO-DM)	43 = 2 Form X (DPST-NO-DM)	48 = 2 Form X (DPST-NO-DM)	& 1 Form Y (SPST-NC-DB)	& 2 Form Y (DPST-NC-DB)	45 = 1 Form X (SPST-NO-DB)	49 = 4 Form Y (4PST-NC-DB)	& 2 Form Y (DPST-NC-DB)	Other contact arrangements are available.
42 = 3 Form X (3PST-NO-DM)	47 = 4 Form X (4PST-NO-DM)																		
43 = 2 Form X (DPST-NO-DM)	48 = 2 Form X (DPST-NO-DM)																		
& 1 Form Y (SPST-NC-DB)	& 2 Form Y (DPST-NC-DB)																		
45 = 1 Form X (SPST-NO-DB)	49 = 4 Form Y (4PST-NC-DB)																		
& 2 Form Y (DPST-NC-DB)	Other contact arrangements are available.																		
<p>4. Coil Control Input: A = Alternating Current, 50/60 Hz. D = Direct Current</p>																			
<p>5. Mounting and Installed Accessories: 1 = Standard Mounting</p>																			
<p>6. Main Contact Terminals:</p> <table border="0" style="width: 100%;"> <tr> <td style="width: 50%;">2 = Screw Terminals</td> <td style="width: 50%;">5 = Captive Pressure Plate</td> </tr> <tr> <td>3 = Screw Terminals & Dual .250" (6.35mm) Quick Connect</td> <td>6 = Box Lug & Dual .250" (6.35mm) Quick Connect</td> </tr> <tr> <td>4 = Box Lug</td> <td></td> </tr> </table>										2 = Screw Terminals	5 = Captive Pressure Plate	3 = Screw Terminals & Dual .250" (6.35mm) Quick Connect	6 = Box Lug & Dual .250" (6.35mm) Quick Connect	4 = Box Lug					
2 = Screw Terminals	5 = Captive Pressure Plate																		
3 = Screw Terminals & Dual .250" (6.35mm) Quick Connect	6 = Box Lug & Dual .250" (6.35mm) Quick Connect																		
4 = Box Lug																			
<p>7. Auxiliary Contact Terminals: P = No Auxiliary Switch C = .187" (4.75mm) Quick Connect</p>																			
<p>8. Coil Terminals: 1 = Combination 8-32* Screw Terminal and .250" (6.35mm) Quick Connect</p>																			
<p>9. Coil Voltage: 24, 120, 240 or 277VAC 12, 24 or 120VDC</p>																			

Our authorized distributors are more likely to maintain the following items in stock for immediate delivery.

P30P42A12P1-120	P40P42A12P1-24
P30P42D12P1-24	P40P42A12P1-120
P30P47A12P1-120	P40P42A12P1-240
P30P47D12P1-24	P40P42D12P1-24

Outline Dimensions

3 Pole Models

AC Coil

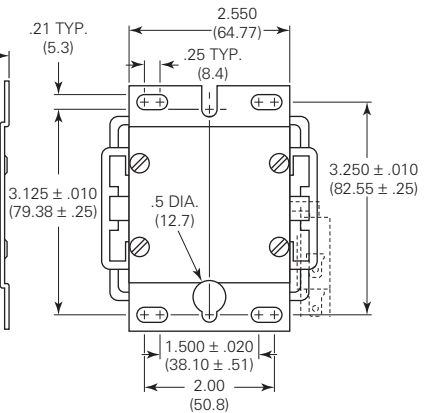
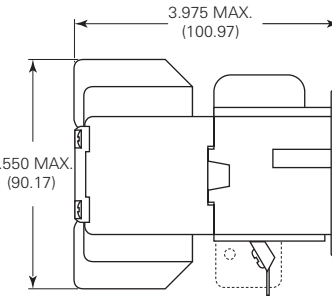
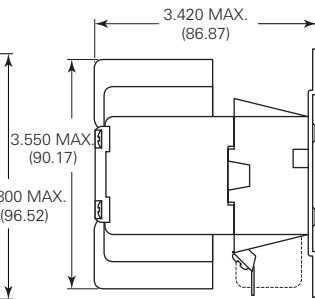


DC Coil



4 Pole Models

AC Coil



Contact Terminal Options

Code 2

#10-32 UNF-2A X .375" (9.525mm)
Binder Terminal Screw 15S365
accepts the following
wire size: Solid, Single — 8 AWG

Code 3

Dual .250" (6.35mm)
Quick Connect 26A945
#10-32 UNF-2A X .375" (9.525mm)
Binder Terminal Screw 15S365
accepts the following
wire size: Solid, Single — 8 AWG

Code 4

Box Lug (Keyed) 24C540 with
15S361 & 15S364 Screws
Accepts the following wire sizes:
Solid, Single — 14-4 AWG

Code 5

#10-32 UNF-2A X .500" (12.7mm)
Screw with Captive
Pressure Plate 15S362
Accepts the following wire sizes:
Solid, Single — 22-8 AWG
Solid, Double — 22-14 AWG
Stranded, Single — 22-8 AWG
Stranded, Double — 22-16 AWG

Code 6

Dual .250" (6.35mm)
Quick Connect 26A945
Box Lug 9P30X3
Accepts the following wire sizes:
Solid, Single — 14-4 AWG

Main Contact Ordering and Replacement Information

Contact Replacement Kits

Contact replacement kits for 3 pole models include 3 contact pressure springs, 3 movable contact assemblies and 6 stationary contact assemblies. Kits for 4 pole models include 4 contact pressure springs, 4 movable contact assemblies and 8 stationary contact assemblies. Contact replacement kits are for use only on those models with form X contact arrangements.

Kits for P30 contactors:

- 3 Form X models - Kit No. 9P30X1
- 4 Form X models - Kit No. 9P30X2

Kits for P40 contactors:

- 3 Form X models - Kit No. 9P40X1
- 4 Form X models - Kit No. 9P40X2

To Replace Contacts:

1. Remove screws holding dust cover in place, and remove cover.
 2. Compress and remove contact pressure springs.
 3. Lift movable contacts and remove.
 4. Remove screws holding stationary contact in place, and remove contacts.
 5. Reverse the above procedure to install new stationary and movable contacts.
- Caution:** Do not overtighten the screws, as it is possible to strip the threads.

Компания «Океан Электроники» предлагает заключение долгосрочных отношений при поставках импортных электронных компонентов на взаимовыгодных условиях!

Наши преимущества:

- Поставка оригинальных импортных электронных компонентов напрямую с производств Америки, Европы и Азии, а так же с крупнейших складов мира;
- Широкая линейка поставок активных и пассивных импортных электронных компонентов (более 30 млн. наименований);
- Поставка сложных, дефицитных, либо снятых с производства позиций;
- Оперативные сроки поставки под заказ (от 5 рабочих дней);
- Экспресс доставка в любую точку России;
- Помощь Конструкторского Отдела и консультации квалифицированных инженеров;
- Техническая поддержка проекта, помощь в подборе аналогов, поставка прототипов;
- Поставка электронных компонентов под контролем ВП;
- Система менеджмента качества сертифицирована по Международному стандарту ISO 9001;
- При необходимости вся продукция военного и аэрокосмического назначения проходит испытания и сертификацию в лаборатории (по согласованию с заказчиком);
- Поставка специализированных компонентов военного и аэрокосмического уровня качества (Xilinx, Altera, Analog Devices, Intersil, Interpoint, Microsemi, Actel, Aeroflex, Peregrine, VPT, Syfer, Eurofarad, Texas Instruments, MS Kennedy, Miteq, Cobham, E2V, MA-COM, Hittite, Mini-Circuits, General Dynamics и др.);

Компания «Океан Электроники» является официальным дистрибьютором и эксклюзивным представителем в России одного из крупнейших производителей разъемов военного и аэрокосмического назначения «JONHON», а так же официальным дистрибьютором и эксклюзивным представителем в России производителя высокотехнологичных и надежных решений для передачи СВЧ сигналов «FORSTAR».



JONHON

«JONHON» (основан в 1970 г.)

Разъемы специального, военного и аэрокосмического назначения:

(Применяются в военной, авиационной, аэрокосмической, морской, железнодорожной, горно- и нефтедобывающей отраслях промышленности)

«FORSTAR» (основан в 1998 г.)

ВЧ соединители, коаксиальные кабели, кабельные сборки и микроволновые компоненты:

(Применяются в телекоммуникациях гражданского и специального назначения, в средствах связи, РЛС, а так же военной, авиационной и аэрокосмической отраслях промышленности).



Телефон: 8 (812) 309-75-97 (многоканальный)

Факс: 8 (812) 320-03-32

Электронная почта: ocean@oceanchips.ru

Web: <http://oceanchips.ru/>

Адрес: 198099, г. Санкт-Петербург, ул. Калинина, д. 2, корп. 4, лит. А