

# Coaxial Cable Termination

RF one-step BNC/TNC connectors



## Applications

RF one-step BNC/TNC connectors are single-piece assemblies for terminating the center conductor and the braid of a broad range of coaxial cables.

The connectors are fully intermateable with MIL-C-39012 connectors and are available in 50-ohm and 75-ohm versions.

## Features and benefits

- Easy, quick installation.
- Outstanding cable-retention force.
- Solder-solder connection type (center conductor and braid).
- One-step termination for easy, quick installation and lower installed cost.
- Exceptional cable retention force to withstand high vibration and frequent mates and demates.
- Fully soldered center conductor and braid.
- Excellent built-in strain relief against vibration and excessive handling.
- Long-term reliability.
- Controlled soldering termination.
- Use with standard RG/U cables and Raychem Cheminax cables.
- Three product sizes to accommodate a wide range of cables.
- Meets performance requirements of MIL-C-39012 up to 2.8 GHz.

Available in:	Americas	Europe	Asia Pacific
	■	■	■

Specifications	Installation
Raychem RB-115	For proper installation of these devices, the correct heating tool and reflector attachment must be used. Any one of the following Raychem heating tools is recommended: · Steinel Model HL1802E · CV-1981
	Refer to Raychem installation procedure RPIP 683-00 for detailed instructions.

**Fax-on-demand**

US only (800) 260-9099

Outside US (650) 257-2301

Visit our website at [www.tycoelectronics.com](http://www.tycoelectronics.com)

**Product options and part numbering system (mm/in)**

Connector style		Dash No. Style		Connector type	
RXX	XX	X	XX	TNC	BNC
	-00	Straight plug		24.5 max. (.965)	24.5 max. (.965)
	-01	Right angle plug		33.5 max. (1.32) 28 (1.09)	31.5 max. (1.23) 28 (1.09)
	-02	Straight bulkhead jack		25.4 max. (1.0)	25.4 max. (1.0)
	-03	Straight jack		25.4 max. (1.0)	25.4 max. (1.0)
	-04	Straight panel jack		25.4 max. (1.0)	25.4 max. (1.0)
				4 x M2.5 x 0.45	4 x M2.5 x 0.45
<b>Connector size</b>					
L = Large					
M = Medium					
S = Small					
50 = 50 ohms					
75 = 75 ohms					
D = Nickel-plated brass body, gold-plated brass pin					
B = BNC					
T = TNC					

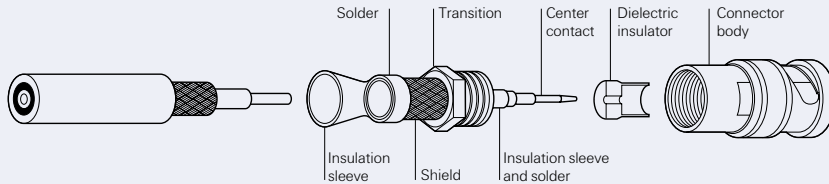
Example: RBD-50L-00 is a BNC connector, 50 ohms, large size, with straight plug body.

Users should independently evaluate the suitability of the product for their application.  
Before ordering check with factory for most current data.

# Coaxial Cable Termination

RF one-step BNC/TNC connectors (cont'd.)

## Product characteristics



### Material

Center contact	Gold-plated beryllium copper (female) Gold-plated brass (male)
Dielectric insulator	PTFE
Transition	Silver-plated brass
Connector body	Nickel-plated brass
Solder and flux	Sn63Pb37, RMA flux
Braided shield	Tin-plated copper wire per ASTM B3
Insulation sleeve	Radiation-crosslinked, heat-shrinkable polyvinylidene fluoride, transparent blue
Strain relief/sealing sleeve	Radiation-crosslinked, heat-shrinkable modified polyolefin with adhesive, black

### Typical performance

Dielectric withstand voltage	1500 V
Insulation resistance	5000 megohms
Temperature rating	-55C to 150C
Contact resistance-straight	Inner = 1.5 milliohms, outer = 1.0 milliohm
Contact resistance-right angle	Inner = 2.5 milliohms, outer = 1.5 milliohms
Cable retention force	295N (66 lb) to 822N (196 lb)
Voltage rating	500 V RMS
Connector durability	500 mating cycles minimum

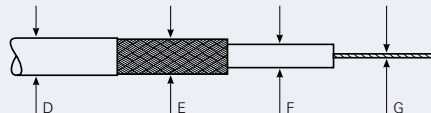
### Electrical performance

Nominal impedance	50 and 75 ohms
Frequency range	Up to 2.8 GHz

## Part selection process

1. From Product Options and Dimensions on page 8-6 1, select the connector style you need (BNC or TNC, plug or jack, male or female contacts).
2. From the tables that follow, find the appropriate table for the connector style you selected.
3. From the appropriate table, select the connector part number based on the RG cable type or Raychem cable part number.  
For cable types not shown use the cable dimensions.

Note: The cable dimensions in each table are keyed to the diagram below.



**Fax-on-demand**

US only (800) 260-9099

Outside US (650) 257-2301

Visit our website at [www.tycoelectronics.com](http://www.tycoelectronics.com)**Part number selection - BNC coaxial connectors**

Cable type			Cable dimensions in millimeters (inches)				Part Number
Impedance (ohms)	RG cables	Raychem cables	D (min.-max.)	E (min.-max.)	F (max.)	G (max.)	
<b>BNC straight plugs, male contacts</b>							
50	RG-174, RG-178, RG-188, RG-196, RG-316	5026A1311, 5028A1317, 5030A1317	1.5-5.5 (.060-.217)	0.9-3.0 (.035-.118)	1.55 (.060)	0.65 (.025)	RBD-50-S-00
50	RG-58, RG-141, RG-142, RG-303, RG-400	5019D3318, 5021D1331, 5020A1311	3.5-7.0 (.138-.276)	2.1-5.0 (.083-.197)	3.0 (.118)	1.25 (.050)	RBD-50-M-00
50	RG-165, RG-215, RG-213, RG-225, RG-214	5012F3332, 5012A3311	5.0-12.5 (.197-.500)	4.1-9.5 (.161-.375)	7.3 (.287)	2.45 (.100)	RBD-50-L-00
75	RG-179, RG-187	7530A1317	1.5-5. (.060-.217)	5 0.9-3.0 (.035-.118)	1.55 (.060)	0.65 (.025)	RBD-75-S-00
75		7524A1311, 7528A1317	3.5-7.0 (.138-.276)	2.1-5.0 (.083-.197)	3.7 (.126)	1.25 (.050)	RBD-75-M-00
75	RG-6, RG-11, RG-12, RG-59 RG-144, RG-216		5.0-12.5 (.197-.500)	4.1-9.5 (.161-.375)	7.3 (.287)	2.45 (.100)	RBD-75-L-00
<b>BNC right-angle plugs, male contacts</b>							
50	RG-174, RG-178, RG-188, RG-196, RG-316	5026A1311, 5028A1317, 5030A1317	1.5-5.5 (.060-.217)	0.9-3.0 (.035-.118)	1.55 (.060)	0.65 (.025)	RBD-50-S-01
50	RG-58, RG-141, RG-142, RG-303, RG-400	5019D3318, 5021D1331, 5020A1311	3.5-7.0 (.138-.276)	2.1-5.0 (.083-.197)	3.0 (.118)	1.25 (.050)	RBD-50-M-01
50	RG-165, RG-215, RG-213, RG-225, RG-214	5012F3332, 5012A3311	5.0-12.5 (.197-.500)	4.1-9.5 (.161-.375)	7.3 (.287)	2.45 (.100)	RBD-50-L-01
75	RG-179, RG-187	7530A1317	1.5-5.5 (.060-.217)	0.9-3.0 (.035-.118)	1.55 (.060)	0.65 (.025)	RBD-75-S-01
75		524A1311, 7528A1317	3.5-7.0 (.138-.276)	2.1-5.0 (.083-.197)	3.7 (.146)	1.25 (.050)	RBD-75-M-01
75	RG-6, RG-11, RG-12, RG-59 RG-144, RG-216		5.0-12.5 (.197-.500)	4.1-9.5 (.161-.375)	7.3 (.287)	2.45 (.100)	RBD-75-L-01

# Coaxial Cable Termination

RF one-step BNC/TNC connectors (cont'd.)

## Part number selection - BNC coaxial connectors

Cable type			Cable dimensions in millimeters (inches)				Part Number
Impedance (ohms)	RG cables	Raychem cables	D (min.-max.)	E (min.-max.)	F (max.)	G (max.)	
<b>BNC straight bulkhead jacks, female contacts</b>							
50	RG-174, RG-178, RG-188, RG-196, RG-316	5026A1311, 5028A1317, 5030A1317	1.5-5.5 (.060-.217)	0.9-3.0 (.035-.118)	1.55 (.060)	0.65 (.025)	RBD-50-S-02
50	RG-58, RG-141, RG-142, RG-303, RG-400	5019D3318, 5021D1331, 5020A1311	3.5-7.0 (.138-.276)	2.1-5.0 (.083-.197)	3.0 (.118)	1.25 (.050)	RBD-50-M-02
50	RG-165, RG-215, RG-213, RG-225, RG-214	5012F3332, 5012A3311	5.0-12.5 (.197-.500)	4.1-9.5 (.161-.375)	7.3 (.287)	2.45 (.100)	RBD-50-L-02
75	RG-179, RG-187	7530A1317	1.5-5. (.060-.217)	5 0.9-3.0 (.035-.118)	1.55 (.060)	0.65 (.025)	RBD-75-S-02
75		75 7524A1311, 7528A1317	3.5-7.0 (.138-.276)	2.1-5.0 (.083-.197)	3.7 (.146)	1.25 (.050)	RBD-75-M-02
75	RG-6, RG-11, RG-12, RG-59 RG-144, RG-216		5.0-12.5 (.197-.500)	4.1-9.5 (.161-.375)	7.3 (.287)	2.45 (.100)	RBD-75-L-02
<b>BNC straight jacks, female contacts</b>							
50	RG-174, RG-178, RG-188, RG-196, RG-316	5026A1311, 5028A1317, 5030A1317	1.5-5.5 (.060-.217)	0.9-3.0 (.035-.118)	1.55 (.060)	0.65 (.025)	RBD-50-S-03
50	RG-58, RG-141, RG-142, RG-303, RG-400	5019D3318, 5021D1331, 5020A1311	3.5-7.0 (.138-.276)	2.1-5.0 (.083-.197)	3.0 (.118)	1.25 (.050)	RBD-50-M-03
50	RG-165, RG-215, RG-213, RG-225, RG-214	5012F3332, 5012A3311	5.0-12.5 (.197-.500)	4.1-9.5 (.161-.375)	7.3 (.287)	2.45 (.100)	RBD-50-L-03
75	RG-179, RG-187	7530A1317	1.5-5.5 (.060-.217)	0.9-3.0 (.035-.118)	1.55 (.060)	0.65 (.025)	RBD-75-S-03
75		75 7524A1311, 7528A1317	3.5-7.0 (.138-.276)	2.1-5.0 (.083-.197)	3.7 (.146)	1.25 (.050)	RBD-75-M-03
75	RG-6, RG-11, RG-12, RG-59 RG-144, RG-216		5.0-12.5 (.197-.500)	4.1-9.5 (.161-.375)	7.3 (.287)	2.45 (.100)	RBD-75-L-03

**Fax-on-demand**

US only (800) 260-9099

Outside US (650) 257-2301

Visit our website at [www.tycoelectronics.com](http://www.tycoelectronics.com)**Part number selection - BNC coaxial connectors (continued)**

Cable type			Cable dimensions in millimeters (inches)				Part Number
Impedance (ohms)	RG cables	Raychem cables	D (min.-max.)	E (min.-max.)	F (max.)	G (max.)	
BNC straight panel jacks, female contacts							
50	RG-174, RG-178, RG-188, RG-196, RG-316	5026A1311, 5028A1317, 5030A1317	1.5-5.5 (.060-.217)	0.9-3.0 (.035-.118)	1.55 (.060)	0.65 (.025)	RBD-50-S-04
50	RG-58, RG-141, RG-142, RG-303, RG-400	5019D3318, 5021D1331, 5020A1311	3.5-7.0 (.138-.276)	2.1-5.0 (.083-.197)	3.0 (.118)	1.25 (.050)	RBD-50-M-04
50	RG-165, RG-215, RG-213, RG-225, RG-214	5012F3332, 5012A3311	5.0-12.5 (.197-.500)	4.1-9.5 (.161-.375)	7.3 (.287)	2.45 (.100)	RBD-50-L-04
75	RG-179, RG-187	7530A1317	1.5-5.5 (.060-.217)	0.9-3.0 (.035-.118)	1.55 (.060)	0.65 (.025)	RBD-75-S-04
75		7524A1311, 7528A1317	3.5-7.0 (.138-.276)	2.1-5.0 (.083-.197)	3.7 (.146)	1.25 (.050)	RBD-75-M-04
75	RG-6, RG-11, RG-12, RG-59 RG-144, RG-216		5.0-12.5 (.197-.500)	4.1-9.5 (.161-.375)	7.3 (.287)	2.45 (.100)	RBD-75-L-04

**Part number selection - TNC coaxial connectors**

Cable type			Cable dimensions in millimeters (inches)				Part Number
Impedance (ohms)	RG cables	Raychem cables	D (min.-max.)	E (min.-max.)	F (max.)	G (max.)	
TNC straight plugs, male contacts							
50	RG-174, RG-178, RG-188, RG-196, RG-316	5026A1311, 5028A1317, 5030A1317	1.5-5.5 (.060-.217)	0.9-3.0 (.035-.118)	1.55 (.060)	0.65 (.025)	RTD-50-S-00
50	RG-58, RG-141, RG-142, RG-303, RG-400	5019D3318, 5021D1331, 5020A1311	3.5-7.0 (.138-.276)	2.1-5.0 (.083-.197)	3.0 (.118)	1.25 (.050)	RTD-50-M-00
50	RG-165, RG-215, RG-213, RG-225, RG-214	5012F3332, 5012A3311	5.0-12.5 (.197-.500)	4.1-9.5 (.161-.375)	7.3 (.287)	2.45 (.100)	RTD-50-L-00
75	RG-179, RG-187	7530A1317	1.5-5.5 (.060-.217)	0.9-3.0 (.035-.118)	1.55 (.060)	0.65 (.025)	RTD-75-S-00
75		7524A1311, 7528A1317	3.5-7.0 (.138-.276)	2.1-5.0 (.083-.197)	3.7 (.146)	1.25 (.050)	RTD-75-M-00
75	RG-6, RG-11, RG-12, RG-59 RG-144, RG-216		5.0-12.5 (.197-.500)	4.1-9.5 (.161-.375)	7.3 (.287)	2.45 (.100)	RTD-75-L-00

Users should independently evaluate the suitability of the product for their application.  
Before ordering check with factory for most current data.

# Coaxial Cable Termination

RF one-step BNC/TNC connectors (cont'd.)

## Part number selection - TNC coaxial connectors (continued)

Cable type			Cable dimensions in millimeters (inches)				Part Number
Impedance (ohms)		Raychem cables	D (min.-max.)	E (min.-max.)	F (max.)	G (max.)	
<b>TNC right-angle plugs, male contacts</b>							
50	RG-174, RG-178, RG-188, RG-196, RG-316	5026A1311, 5028A1317, 5030A1317	1.5-5.5 (.060-.217)	0.9-3.0 (.035-.118)	1.55 (.060)	0.65 (.025)	RTD-50-S-01
50	RG-58, RG-141, RG-142, RG-303, RG-400	5019D3318, 5021D1331, 5020A1311	3.5-7.0 (.138-.276)	2.1-5.0 (.083-.197)	3.0 (.118)	1.25 (.050)	RTD-50-M-01
50	RG-165, RG-215, RG-213, RG-225, RG-214	5012F3332, 5012A3311	5.0-12.5 (.197-.500)	4.1-9.5 (.161-.375)	7.3 (.287)	2.45 (.100)	RTD-50-L-01
75	RG-179, RG-187	7530A1317	1.5-5.5 (.060-.217)	0.9-3.0 (.035-.118)	1.55 (.060)	0.65 (.025)	RTD-75-S-01
75		7524A1311, 7528A1317	3.5-7.0 (.138-.276)	2.1-5.0 (.083-.197)	3.7 (.146)	1.25 (.050)	RTD-75-M-01
75	RG-6, RG-11, RG-12, RG-59, RG-144, RG-216		5.0-12.5 (.197-.500)	4.1-9.5 (.161-.375)	7.3 (.287)	2.45 (.100)	RTD-75-L-01
<b>TNC straight bulkhead jacks, female contacts</b>							
50	RG-174, RG-178, RG-188, RG-196, RG-316	5026A1311, 5028A1317, 5030A1317	1.5-5.5 (.060-.217)	0.9-3.0 (.035-.118)	1.55 (.060)	0.65 (.025)	RTD-50-S-02
50	RG-58, RG-141, RG-142, RG-303, RG-400	5019D3318, 5021D1331, 5020A1311	3.5-7.0 (.138-.276)	2.1-5.0 (.083-.197)	3.0 (.118)	1.25 (.050)	RTD-50-M-02
50	RG-165, RG-215, RG-213, RG-225, RG-214	5012F3332, 5012A3311	5.0-12.5 (.197-.500)	4.1-9.5 (.161-.375)	7.3 (.287)	2.45 (.100)	RTD-50-L-02
75	RG-179, RG-187	7530A1317	1.5-5.5 (.060-.217)	0.9-3.0 (.035-.118)	1.55 (.060)	0.65 (.025)	RTD-75-S-02
75		7524A1311, 7528A1317	3.5-7.0 (.138-.276)	2.1-5.0 (.083-.197)	3.7 (.146)	1.25 (.050)	RTD-75-M-02
75	RG-6, RG-11, RG-12, RG-59, RG-144, RG-216		5.0-12.5 (.197-.500)	4.1-9.5 (.161-.375)	7.3 (.287)	2.45 (.100)	RTD-75-L-02

**Fax-on-demand**

US only (800) 260-9099

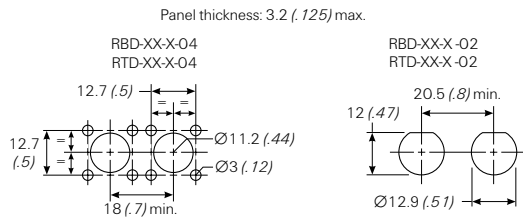
Outside US (650) 257-2301

Visit our website at [www.tycoelectronics.com](http://www.tycoelectronics.com)

**Part number selection - TNC coaxial connectors**

Cable type			Cable dimensions in millimeters (inches)				Part Number
Impedance (ohms)	RG cables	Raychem cables	D (min.-max.)	E (min.-max.)	F (max.)	G (max.)	
<b>TNC straight jacks, Female contacts</b>							
50	RG-174, RG-178, RG-188, RG-196, RG-316	5026A1311, 5028A1317, 5030A1317	1.5-5.5 (.060-.217)	0.9-3.0 (.035-.118)	1.55 (.060)	0.65 (.025)	RTD-50-S-03
50	RG-58, RG-141, RG-142, RG-303, RG-400	5019D3318, 5021D1331, 5020A1311	3.5-7.0 (.138-.276)	2.1-5.0 (.083-.197)	3.0 (.118)	1.25 (.050)	RTD-50-M-03
50	RG-165, RG-215, RG-213, RG-225, RG-214	5012F3332, 5012A3311	5.0-12.5 (.197-.500)	4.1-9.5 (.161-.375)	7.3 (.287)	2.45 (.100)	RTD-50-L-03
75	RG-179, RG-187	7530A1317	1.5-5.5 (.060-.217)	0.9-3.0 (.035-.118)	1.55 (.060)	0.65 (.025)	RTD-75-S-03
75		7524A1311, 7528A1317	3.5-7.0 (.138-.276)	2.1-5.0 (.083-.197)	3.7 (.146)	1.25 (.050)	RTD-75-M-03
75	RG-6, RG-11, RG-12, RG-59, RG-144, RG-216		5.0-12.5 (.197-.500)	4.1-9.5 (.161-.375)	7.3 (.287)	2.45 (.100)	RTD-75-L-03
<b>TNC straight panel jacks, female contacts</b>							
50	RG-174, RG-178, RG-188, RG-196, RG-316	5026A1311, 5028A1317, 5030A1317	1.5-5.5 (.060-.217)	0.9-3.0 (.035-.118)	1.55 (.060)	0.65 (.025)	RTD-50-S-04
50	RG-58, RG-141, RG-142, RG-303, RG-400	5019D3318, 5021D1331, 5020A1311	3.5-7.0 (.138-.276)	2.1-5.0 (.083-.197)	3.0 (.118)	1.25 (.050)	RTD-50-M-04
50	RG-165, RG-215, RG-213, RG-225, RG-214	5012F3332, 5012A3311	5.0-12.5 (.197-.500)	4.1-9.5 (.161-.375)	7.3 (.287)	2.45 (.100)	RTD-50-L-04
75	RG-179, RG-187	7530A1317	1.5-5.5 (.060-.217)	0.9-3.0 (.035-.118)	1.55 (.060)	0.65 (.025)	RTD-75-S-04
75		7524A1311, 7528A1317	3.5-7.0 (.138-.276)	2.1-5.0 (.083-.197)	3.7 (.146)	1.25 (.050)	RTD-75-M-04
75	RG-6, RG-11, RG-12, RG-59, RG-144, RG-216		5.0-12.5 (.197-.500)	4.1-9.5 (.161-.375)	7.3 (.287)	2.45 (.100)	RTD-75-L-04

**Hole pattern for panel-mounted products (mm/in)**



Users should independently evaluate the suitability of the product for their application.  
Before ordering check with factory for most current data.



Компания «Океан Электроники» предлагает заключение долгосрочных отношений при поставках импортных электронных компонентов на взаимовыгодных условиях!

Наши преимущества:

- Поставка оригинальных импортных электронных компонентов напрямую с производств Америки, Европы и Азии, а так же с крупнейших складов мира;
- Широкая линейка поставок активных и пассивных импортных электронных компонентов (более 30 млн. наименований);
- Поставка сложных, дефицитных, либо снятых с производства позиций;
- Оперативные сроки поставки под заказ (от 5 рабочих дней);
- Экспресс доставка в любую точку России;
- Помощь Конструкторского Отдела и консультации квалифицированных инженеров;
- Техническая поддержка проекта, помощь в подборе аналогов, поставка прототипов;
- Поставка электронных компонентов под контролем ВП;
- Система менеджмента качества сертифицирована по Международному стандарту ISO 9001;
- При необходимости вся продукция военного и аэрокосмического назначения проходит испытания и сертификацию в лаборатории (по согласованию с заказчиком);
- Поставка специализированных компонентов военного и аэрокосмического уровня качества (Xilinx, Altera, Analog Devices, Intersil, Interpoint, Microsemi, Actel, Aeroflex, Peregrine, VPT, Syfer, Eurofarad, Texas Instruments, MS Kennedy, Miteq, Cobham, E2V, MA-COM, Hittite, Mini-Circuits, General Dynamics и др.);

Компания «Океан Электроники» является официальным дистрибьютором и эксклюзивным представителем в России одного из крупнейших производителей разъемов военного и аэрокосмического назначения «JONHON», а так же официальным дистрибьютором и эксклюзивным представителем в России производителя высокотехнологичных и надежных решений для передачи СВЧ сигналов «FORSTAR».



## JONHON

«JONHON» (основан в 1970 г.)

Разъемы специального, военного и аэрокосмического назначения:

(Применяются в военной, авиационной, аэрокосмической, морской, железнодорожной, горно- и нефтедобывающей отраслях промышленности)

«FORSTAR» (основан в 1998 г.)

ВЧ соединители, коаксиальные кабели, кабельные сборки и микроволновые компоненты:

(Применяются в телекоммуникациях гражданского и специального назначения, в средствах связи, РЛС, а так же военной, авиационной и аэрокосмической отраслях промышленности).



Телефон: 8 (812) 309-75-97 (многоканальный)

Факс: 8 (812) 320-03-32

Электронная почта: [ocean@oceanchips.ru](mailto:ocean@oceanchips.ru)

Web: <http://oceanchips.ru/>

Адрес: 198099, г. Санкт-Петербург, ул. Калинина, д. 2, корп. 4, лит. А