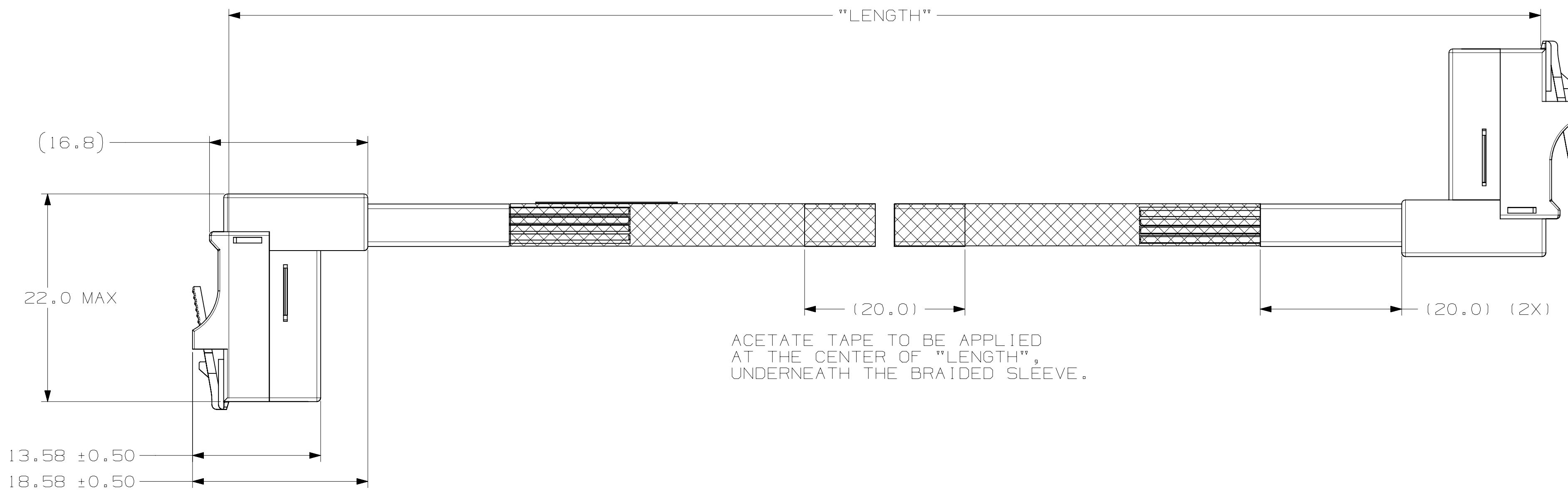
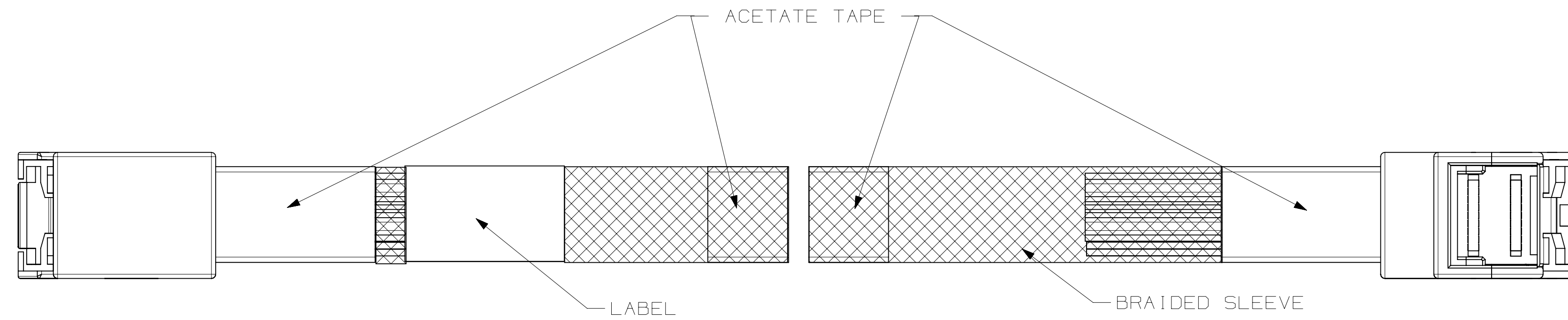
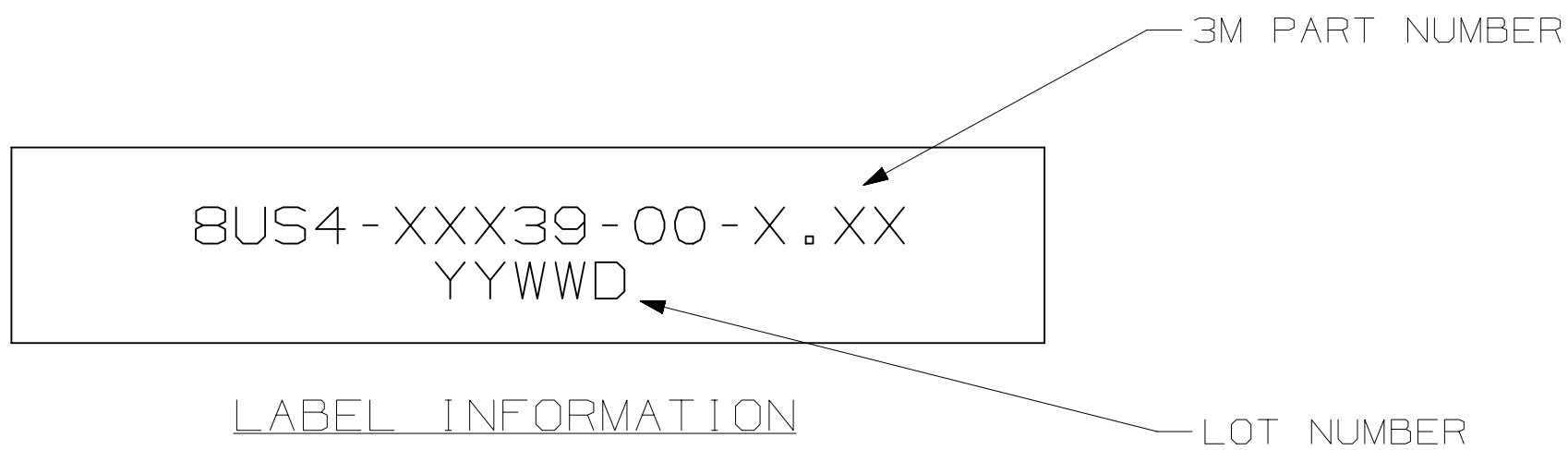
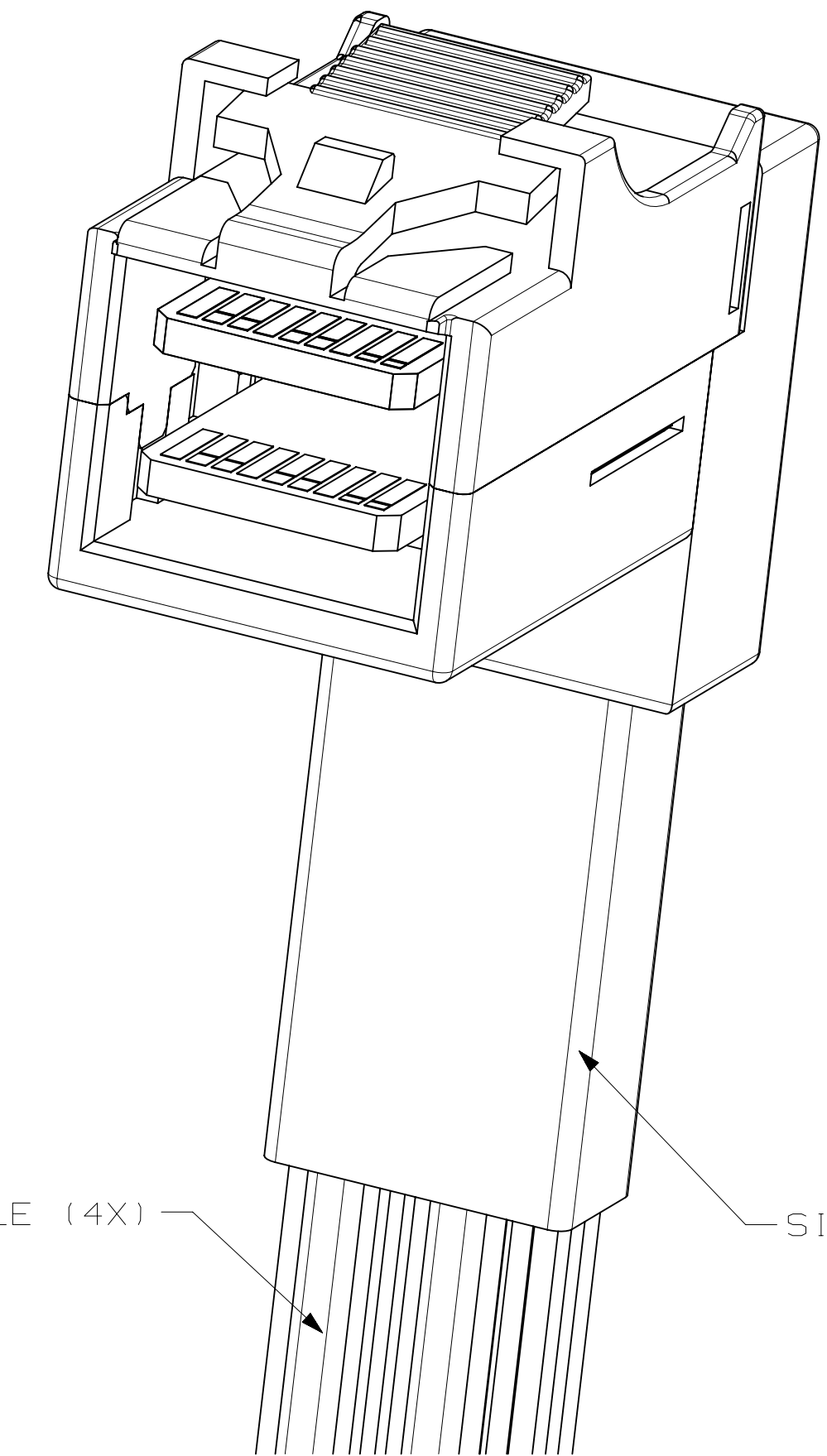


3M™ HIGH ROUTABILITY INTERNAL MINISAS HD CABLE ASSEMBLIES, 8U SERIES

RIGHT-ANGLE - TO - RIGHT-ANGLE INTERNAL MINISAS HD CABLE ASSEMBLY



ACETATE TAPE TO BE APPLIED AT THE CENTER OF "LENGTH", UNDERNEATH THE BRAIDED SLEEVE.



DESIGN REFERENCE		NEXT ASSEMBLY		REV	ECO	ISSUE DATE AND DESCRIPTION		DRFT	CHKD
DISTRIBUTION CODES				DRY	KOK HOE LEE	DATE OCT 17, 2014		MFG	DATE
DIVISION		DIVISION CODE		CHKD	YUNLONG QIAO	DATE OCT 17, 2014		APPR	DATE
DO NOT SCALE DRAWING		SCALE 1/1		TOLERANCES EXCEPT AS NOTED		© 3M COPYRIGHT 2015 This document and the information it contains are 3M property and may not be reproduced or further distributed without 3M permission, or used or disclosed other than for 3M authorized purposes. All rights reserved.			
THIRD ANGLE PROJECTION		MILLIMETERS 0 ± 1		INCHES .00 ± .000 ± .000 ± .0000 ±		TITLE INTERNAL MINISAS HD CABLE ASSEMBLY RIGHT-ANGLE CONNECTOR			
INTERPRET PER ASME Y14.5 - 1994		MILLIMETERS 0 ± 1		INCHES .00 ± .005 ± .000 ± .0005		CAGE NUMBER		DRAWING NO.	
MAX SURFACE ROUGHNESS 125		ALL SURFACES		MARKED ONLY		D 78-5100-2651-7		REV. A	
		ANGLES ± 1°		MODEL		SHT 1 OF 4			

DRAWING NUMBER 78-5100-2651-7

REVISION A

3M™ HIGH ROUTABILITY INTERNAL MINISAS HD CABLE ASSEMBLIES, 8U SERIES

RIGHT-ANGLE - TO - RIGHT-ANGLE INTERNAL MINISAS HD CABLE ASSEMBLY

WIRING DIAGRAMS

3M PART NUMBERING SCHEME

8US4 - XXX 39 - 00 - X.XX

"LENGTH" IN METERS

"LENGTH" TOLERANCE

±10MM FOR "LENGTH" 0.5 METER MAX
±15MM FOR "LENGTH" MORE THAN 0.5 METER

TABLE 1: DESCRIPTION FOR "XXX"

XXX	PINOUT	BRAIDED SLEEVE
AA1	STD MINISAS HD 4i WITH SIDEBANDS (SEE TABLE 2)	YES
AA2	STD MINISAS HD 4i WITH SIDEBANDS (SEE TABLE 2)	NO
CB1	MINISAS HD 4i WITHOUT SIDEBANDS (SEE TABLE 3)	YES
CB2	MINISAS HD 4i WITHOUT SIDEBANDS (SEE TABLE 3)	NO

NOTES

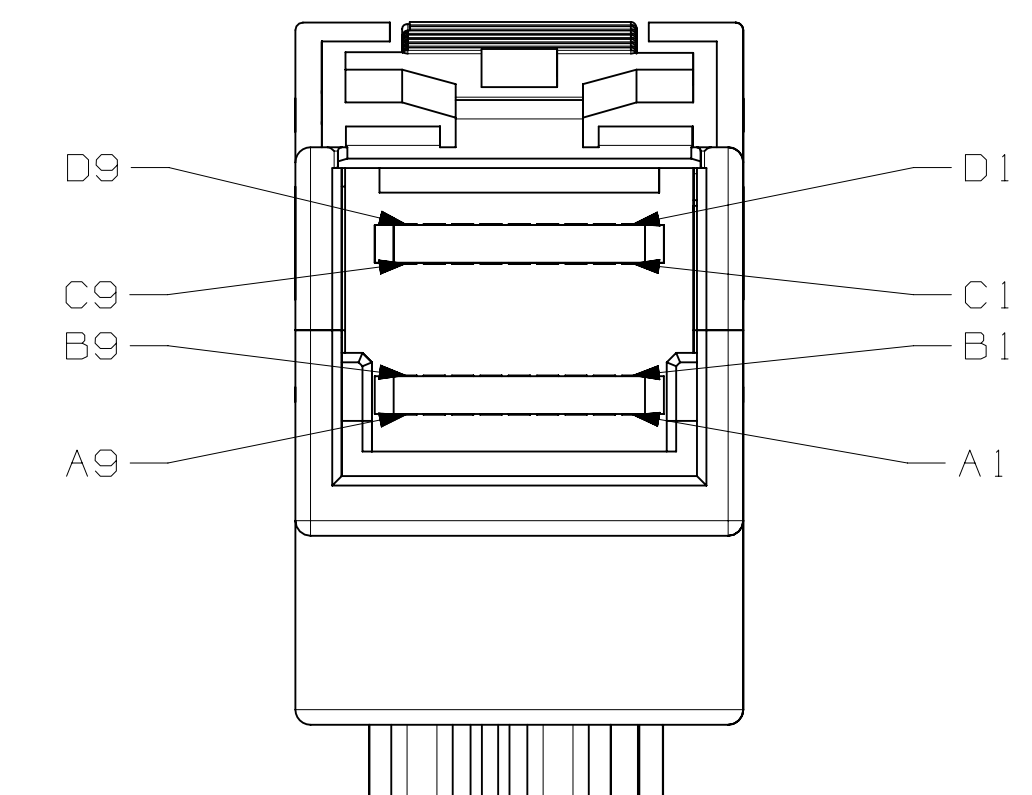
- MATERIALS:
 - HOUSING: THERMOPLASTIC
 - INNERMOULD: THERMOPLASTIC
 - 3M™ TWIN AXIAL CABLE:
 - CONDUCTORS: SOLID COPPER, Ag-PLATED SIGNALS
 - INSULATOR: POLYOLEFIN
 - SHIELDING: ALUMINIUM LAYER
 - SIDEBAND CABLE:
 - CONDUCTORS: SOLID COPPER
 - INSULATOR: THERMOPLASTIC ELASTOMER
 - PCB: LOW DIELECTRIC CONSTANT MATERIAL FOR HIGH SPEED APPLICATION
 - BRAIDED SLEEVE: THERMOPLASTIC
- ROHS COMPLIANT. SEE REGULATORY INFORMATION APPENDIX IN "ROHS COMPLIANCE" SECTION AT WWW.3M.COM/INTERCONNECT (E1 & C1 APPLY)
- UNLESS OTHERWISE NOTED, REFERENCES TO INDUSTRY SPECIFICATIONS ARE INTENDED TO INDICATE SUBSTANTIAL COMPLIANCE TO THE MATERIAL ELEMENTS OF THE SPECIFICATION. SUCH REFERENCES SHOULD NOT BE CONSTRUED AS A GUARANTEE OF COMPLIANCE TO ALL REQUIREMENTS IN A GIVEN SPECIFICATION.
- PRODUCT SPECIFICATION: 78-5102-0200-1

PINOUT 1				
POSITION	SYMBOL		SYMBOL	POSITION
D9	GROUND	—	GROUND	B9
D8	Tx2-	→	Rx2-	B8
D7	Tx2+	→	Rx2+	B7
D6	GROUND	—	GROUND	B6
D5	Tx0-	→	Rx0-	B5
D4	Tx0+	→	Rx0+	B4
D3	GROUND	—	GROUND	B3
D2	SIDEBAND 6	↔	SIDEBAND 5	D1
D1	SIDEBAND 5	↔	SIDEBAND 6	D2
C1	SIDEBAND 4	↔	SIDEBAND 2	C2
C2	SIDEBAND 2	↔	SIDEBAND 4	C1
C3	GROUND	—	GROUND	A3
C4	Tx1+	→	Rx1+	A4
C5	Tx1-	→	Rx1-	A5
C6	GROUND	—	GROUND	A6
C7	Tx3+	→	Rx3+	A7
C8	Tx3-	→	Rx3-	A8
C9	GROUND	—	GROUND	A9
B9	GROUND	—	GROUND	D9
B8	Rx2-	←	Tx2-	D8
B7	Rx2+	←	Tx2+	D7
B6	GROUND	—	GROUND	D6
B5	Rx0-	←	Tx0-	D5
B4	Rx0+	←	Tx0+	D4
B3	GROUND	—	GROUND	D3
B2	SIDEBAND 1	↔	SIDEBAND 3	B1
B1	SIDEBAND 3	↔	SIDEBAND 1	B2
A1	SIDEBAND 7	↔	SIDEBAND 0	A2
A2	SIDEBAND 0	↔	SIDEBAND 7	A1
A3	GROUND	—	GROUND	C3
A4	Rx1+	←	Tx1+	C4
A5	Rx1-	←	Tx1-	C5
A6	GROUND	—	GROUND	C6
A7	Rx3+	←	Tx3+	C7
A8	Rx3-	←	Tx3-	C8
A9	GROUND	—	GROUND	C9

TABLE 2: WITH SIDEBANDS

PINOUT 2				
POSITION	SYMBOL		SYMBOL	POSITION
D9	GROUND	—	GROUND	B9
D8	Tx2-	→	Rx2-	B8
D7	Tx2+	→	Rx2+	B7
D6	GROUND	—	GROUND	B6
D5	Tx0-	→	Rx0-	B5
D4	Tx0+	→	Rx0+	B4
D3	GROUND	—	GROUND	B3
C3	GROUND	—	GROUND	A3
C4	Tx1+	→	Rx1+	A4
C5	Tx1-	→	Rx1-	A5
C6	GROUND	—	GROUND	A6
C7	Tx3+	→	Rx3+	A7
C8	Tx3-	→	Rx3-	A8
C9	GROUND	—	GROUND	A9
B9	GROUND	—	GROUND	D9
B8	Rx2-	←	Tx2-	D8
B7	Rx2+	←	Tx2+	D7
B6	GROUND	—	GROUND	D6
B5	Rx0-	←	Tx0-	D5
B4	Rx0+	←	Tx0+	D4
B3	GROUND	—	GROUND	D3
A3	GROUND	—	GROUND	C3
A4	Rx1+	←	Tx1+	C4
A5	Rx1-	←	Tx1-	C5
A6	GROUND	—	GROUND	C6
A7	Rx3+	←	Tx3+	C7
A8	Rx3-	←	Tx3-	C8
A9	GROUND	—	GROUND	C9

TABLE 3: WITHOUT SIDEBANDS

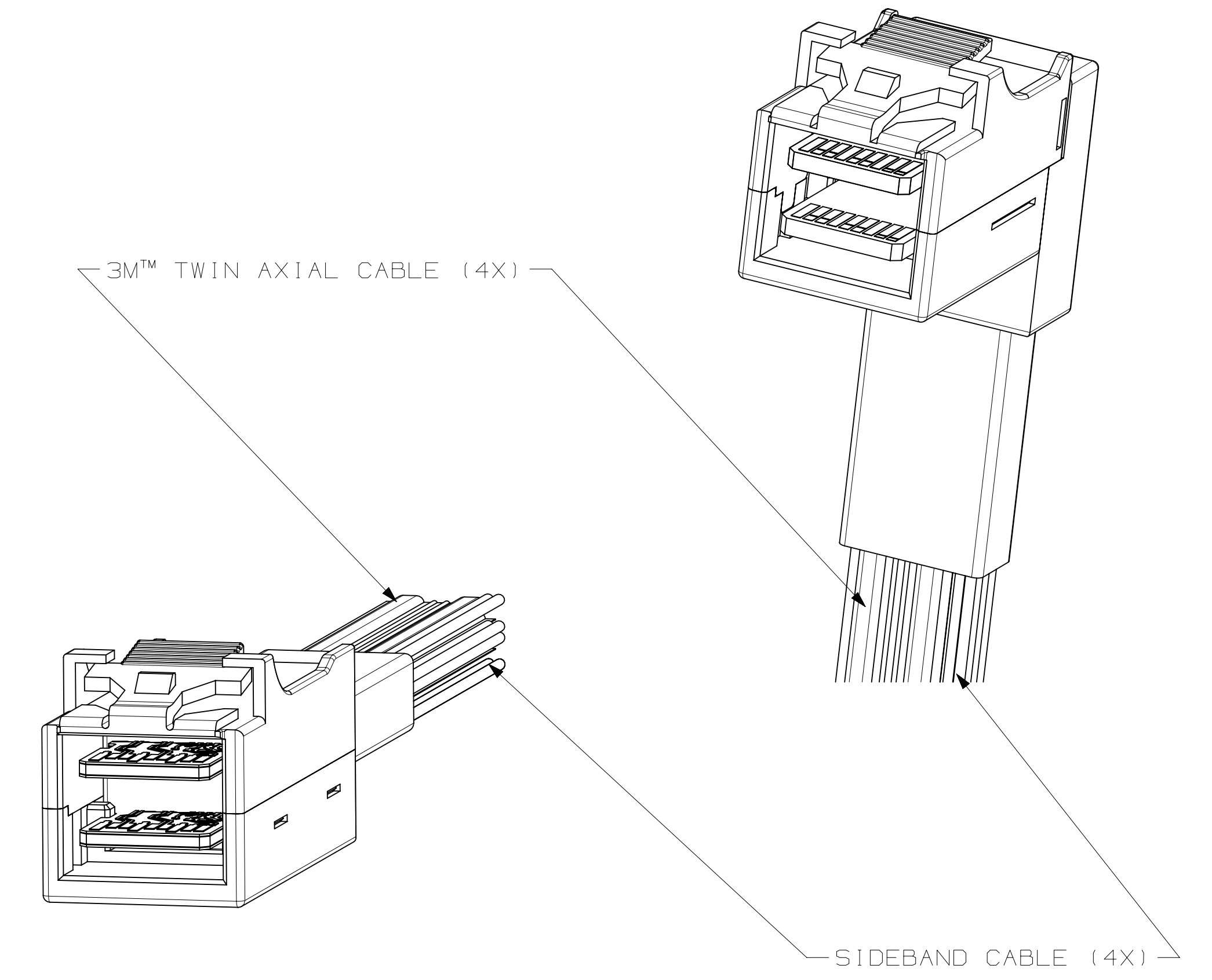
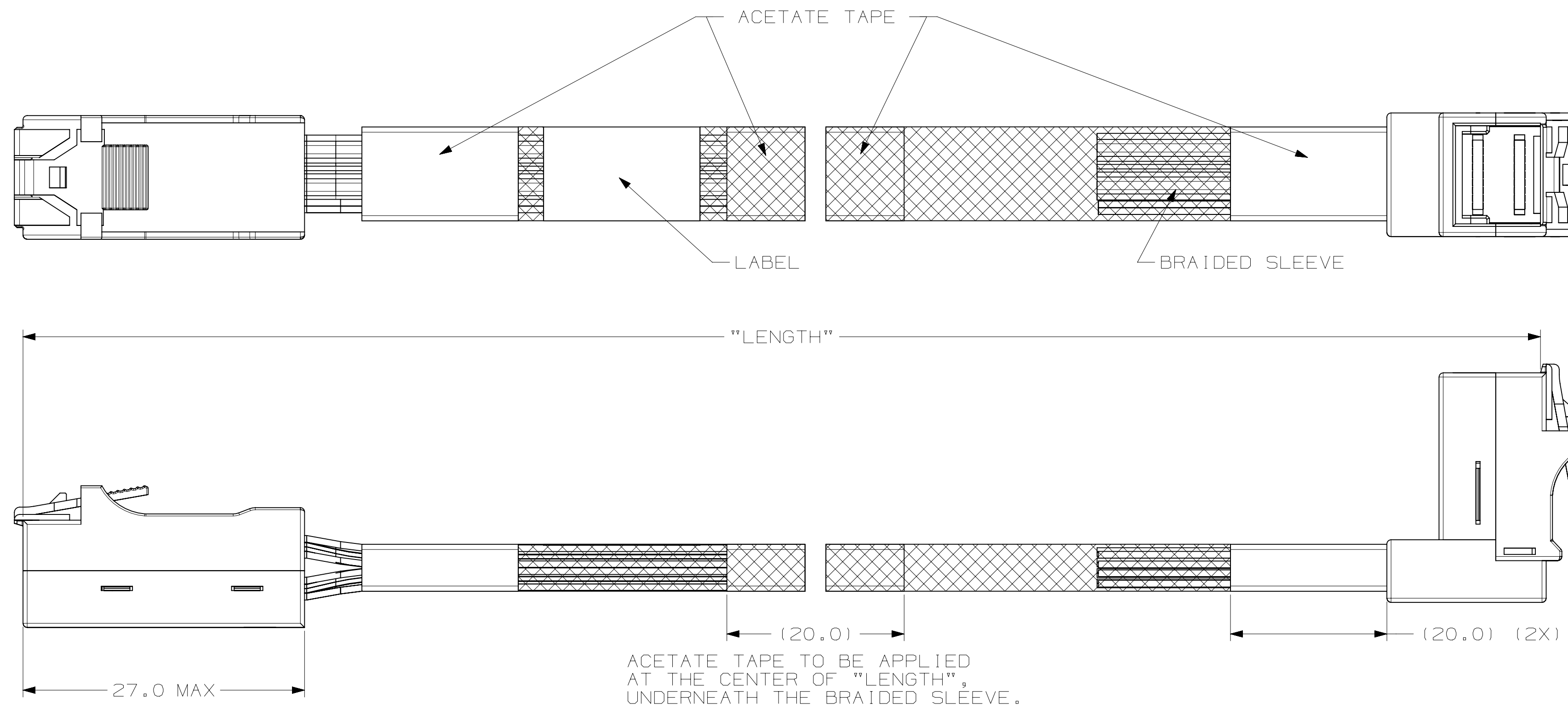


DESIGN REFERENCE	NEXT ASSEMBLY	REV	ECO	ISSUE DATE AND DESCRIPTION	DRFT	CHKD
DISTRIBUTION CODES		DRY	KOK HOE LEE	DATE	OCT 17, 2014	MFG
		CHKD	YUNLONG QIAO	DATE	OCT 17, 2014	APPR
				DATE	OCT 17, 2014	SAJJIT BANDHU
DIVISION		DISTRIBUTION CODE		© 3M COPYR [GHT] 2015 This document and the information it contains are 3M property and may not be reproduced or further distributed without 3M permission, or used or disclosed other than for 3M authorized purposes. All rights reserved.		
DO NOT SCALE DRAWING	SCALE 1/1	TOLERANCES EXCEPT AS NOTED		INCHES .00 ± .000 ± .0000 ±		
THIRD ANGLE PROJECTION	INTERPRET PER ASME Y14.5 - 1994	MILLIMETERS		0 ±.1 .0 ±.05 .000 ±.005		
MAX SURFACE ROUGHNESS 125	ALL SURFACES MARKED ONLY	ANGLES	±1°	CAGE NUMBER D 78-5100-2651-7 MODEL		
				REV. A	SHT 2 OF 4	

78-5100-2651-7
DRAWING NUMBER
REVISION

3M™ HIGH ROUTABILITY INTERNAL MINISAS HD CABLE ASSEMBLIES, 8U SERIES

RIGHT-ANGLE - TO - STANDARD INTERNAL MINISAS HD CABLE ASSEMBLY



NOTES

- FOR DETAILS ON RIGHT-ANGLE INTERNAL MINISAS HD CABLE ASSEMBLY, REFER TO SHEET 1 AND 2.
- FOR DETAILS ON STANDARD INTERNAL MINISAS HD CABLE ASSEMBLY, REFER TO DRAWING NO. 78-5100-2555-0.

3M PART NUMBERING SCHEME

BUS4 - XXX 49 - 00 - X.XX

"LENGTH" IN METERS

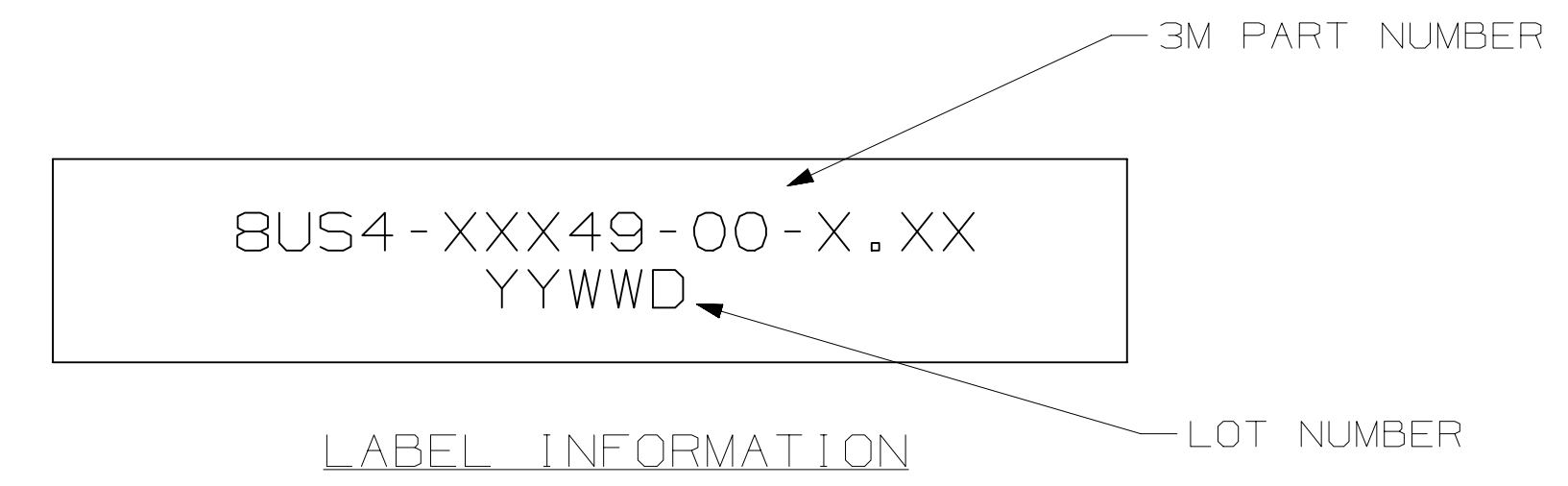
"LENGTH" TOLERANCE

±10MM FOR "LENGTH" 0.5 METER MAX

±15MM FOR "LENGTH" MORE THAN 0.5 METER

TABLE 4: DESCRIPTION FOR "XXX"

XXX	PINOUT	BRAIDED SLEEVE
AA1	STD MINISAS HD 4i WITH SIDEBANDS (SEE TABLE 2)	YES
AA2	STD MINISAS HD 4i WITH SIDEBANDS (SEE TABLE 2)	NO
CB1	MINISAS HD 4i WITHOUT SIDEBANDS (SEE TABLE 3)	YES
CB2	MINISAS HD 4i WITHOUT SIDEBANDS (SEE TABLE 3)	NO



REV	ECO	ISSUE DATE AND DESCRIPTION	DRFT	CHKD
DRY	KOK HOE LEE	DATE OCT 17, 2014	MFG	DATE
CHKD	YUNLONG QIAO	DATE OCT 17, 2014	APPR	DATE
			SAJJIT BANDHU	OCT 17, 2014

DIVISION: DO NOT SCALE DRAWING
 THIRD ANGLE PROJECTION
 INTERPRET PER ASME Y14.5 - 1994
 MAX SURFACE ROUGHNESS: 125
 ALL SURFACES
 MARKED ONLY

TOLERANCES EXCEPT AS NOTED
 INCHES: .00, .000, .0000
 MILLIMETERS: 0, .5, .00, .05, .000, .005
 ANGLES: ±1°

TITLE: INTERNAL MINISAS HD CABLE ASSEMBLY RIGHT-ANGLE CONNECTOR
 CAGE NUMBER: D78-5100-2651-7
 MODEL:

© 3M COPYRIGHT 2015
 This document and the information it contains are 3M property and may not be reproduced or further distributed without 3M permission, or used or disclosed other than for 3M authorized purposes. All rights reserved.

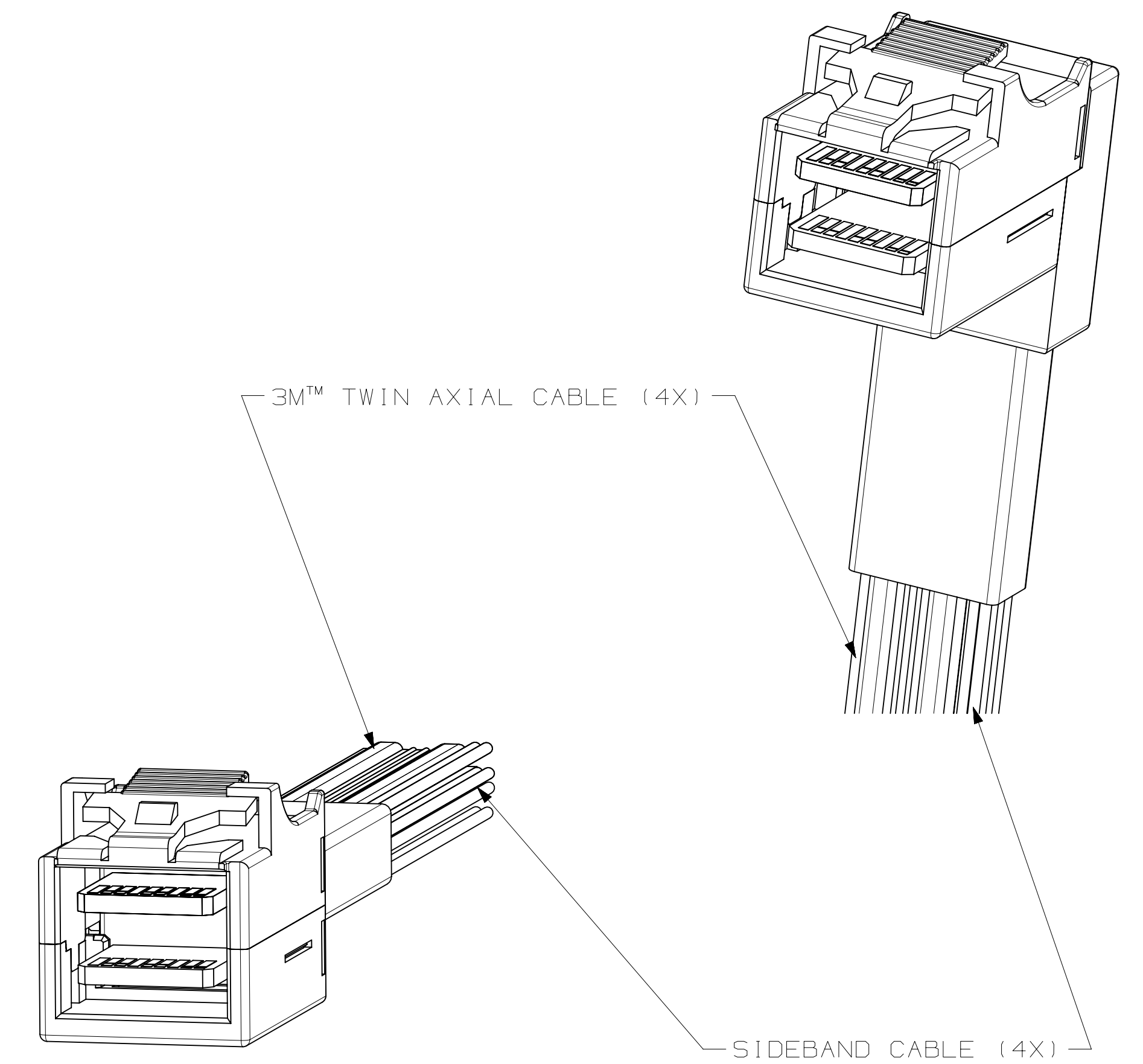
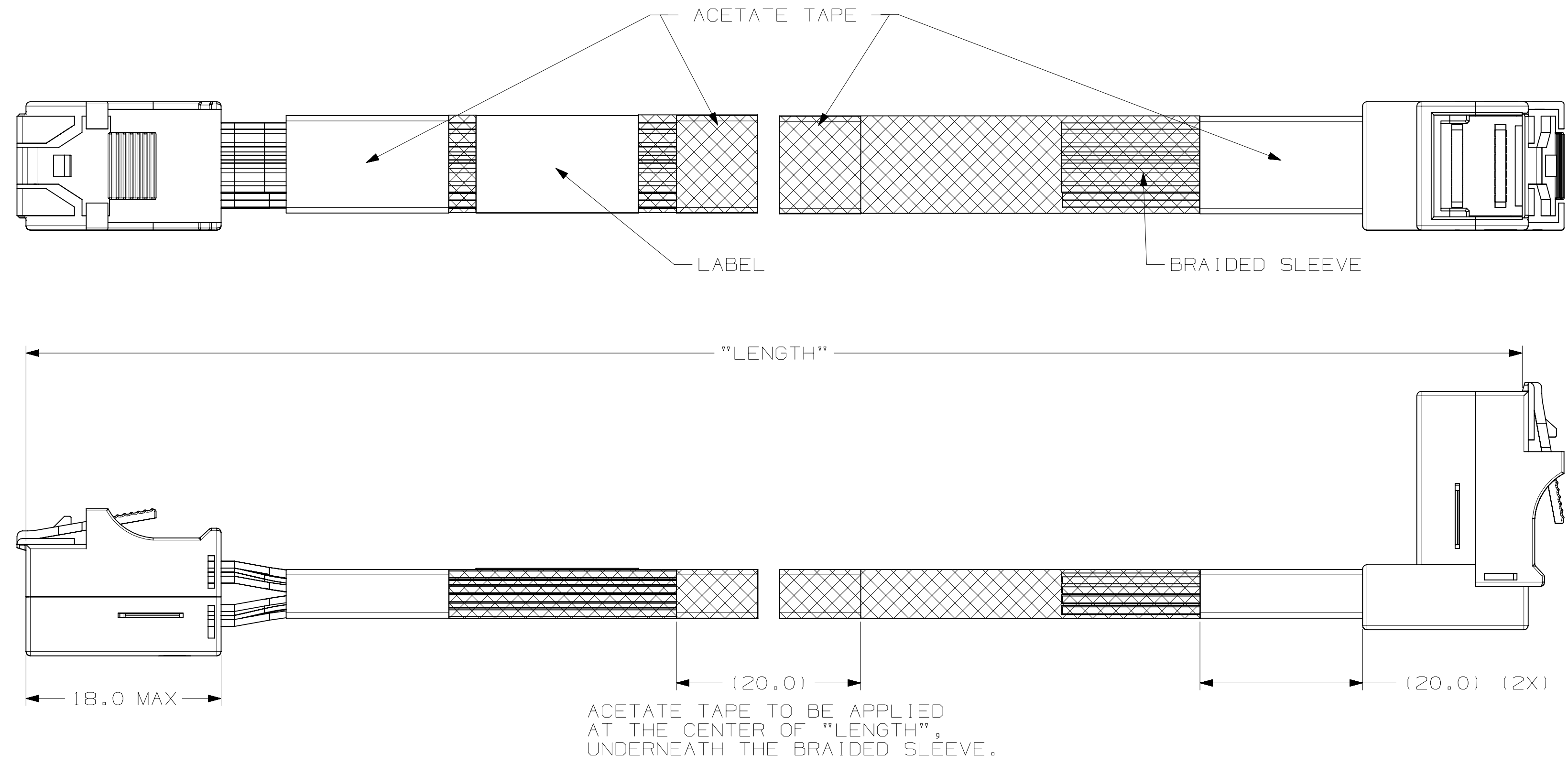
78-5100-2651-7
DRAWING NUMBER

A

SHT 3 OF 4

3M™ HIGH ROUTABILITY INTERNAL MINISAS HD CABLE ASSEMBLIES, 8U SERIES

RIGHT-ANGLE - TO - SHORTENED INTERNAL MINISAS HD CABLE ASSEMBLY



NOTES

- FOR DETAILS ON RIGHT-ANGLE INTERNAL MINISAS HD CABLE ASSEMBLY, REFER TO SHEET 1 AND 2.
- FOR DETAILS ON SHORTENED INTERNAL MINISAS HD CABLE ASSEMBLY, REFER TO DRAWING NO. 78-5100-2658-2.

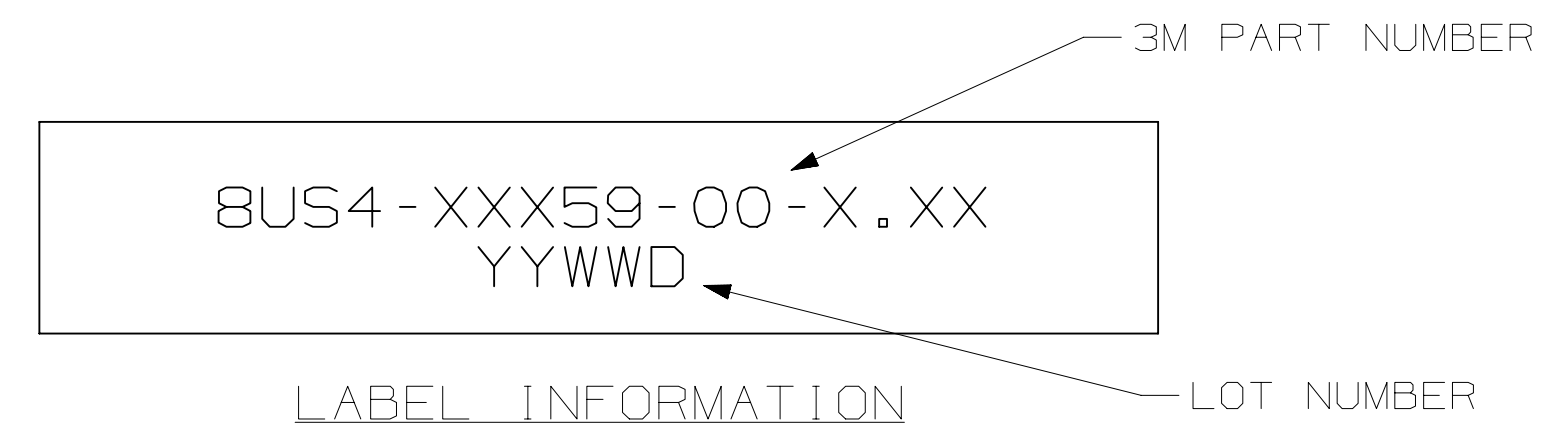
3M PART NUMBERING SCHEME

8US4 - XXX 59 - 00 - X.XX

"LENGTH" IN METERS
 "LENGTH" TOLERANCE
 ±10MM FOR "LENGTH" 0.5 METER MAX
 ±15MM FOR "LENGTH" MORE THAN 0.5 METER

TABLE 5: DESCRIPTION FOR "XXX"

XXX	PINOUT	BRAIDED SLEEVE
AA1	STD MINISAS HD 4i WITH SIDEBANDS (SEE TABLE 2)	YES
AA2	STD MINISAS HD 4i WITH SIDEBANDS (SEE TABLE 2)	NO
CB1	MINISAS HD 4i WITHOUT SIDEBANDS (SEE TABLE 3)	YES
CB2	MINISAS HD 4i WITHOUT SIDEBANDS (SEE TABLE 3)	NO



REV	ECO	ISSUE DATE AND DESCRIPTION	DRFT	CHKD
A	0080617	OCT 17, 2014	KHL	SB
DISTRIB CODES	DRY	DATE	MFG	DATE
	KOK	OCT 17, 2014		
DIVISION	DRY	DATE	APPR	DATE
	YUNLONG QIAO	OCT 17, 2014	SAJJIT BANDHU	OCT 17, 2014
DO NOT SCALE DRAWING	SCALE	TOLERANCES EXCEPT AS NOTED	© 3M COPYRIGHT 2015 This document and the information it contains are 3M property and may not be reproduced or further distributed without 3M permission, or used or disclosed other than for 3M authorized purposes. All rights reserved.	
THIRD ANGLE PROJECTION	INCHES	MILLIMETERS	TITLE INTERNAL MINISAS HD CABLE ASSEMBLY RIGHT-ANGLE CONNECTOR	
INTERPRET PER ASME Y14.5 - 1994	0	±.1	CAGE NUMBER D 78-5100-2651-7	
MAX SURFACE ROUGHNESS	0	±.05	DRAWING NO. 78-5100-2651-7	
125	0	±.005	REV. A	
ALL SURFACES MARKED ONLY	ANGLES	±1°	MODEL SHT 4 OF 4	

Компания «Океан Электроники» предлагает заключение долгосрочных отношений при поставках импортных электронных компонентов на взаимовыгодных условиях!

Наши преимущества:

- Поставка оригинальных импортных электронных компонентов напрямую с производств Америки, Европы и Азии, а так же с крупнейших складов мира;
- Широкая линейка поставок активных и пассивных импортных электронных компонентов (более 30 млн. наименований);
- Поставка сложных, дефицитных, либо снятых с производства позиций;
- Оперативные сроки поставки под заказ (от 5 рабочих дней);
- Экспресс доставка в любую точку России;
- Помощь Конструкторского Отдела и консультации квалифицированных инженеров;
- Техническая поддержка проекта, помощь в подборе аналогов, поставка прототипов;
- Поставка электронных компонентов под контролем ВП;
- Система менеджмента качества сертифицирована по Международному стандарту ISO 9001;
- При необходимости вся продукция военного и аэрокосмического назначения проходит испытания и сертификацию в лаборатории (по согласованию с заказчиком);
- Поставка специализированных компонентов военного и аэрокосмического уровня качества (Xilinx, Altera, Analog Devices, Intersil, Interpoint, Microsemi, Actel, Aeroflex, Peregrine, VPT, Syfer, Eurofarad, Texas Instruments, MS Kennedy, Miteq, Cobham, E2V, MA-COM, Hittite, Mini-Circuits, General Dynamics и др.);

Компания «Океан Электроники» является официальным дистрибьютором и эксклюзивным представителем в России одного из крупнейших производителей разъемов военного и аэрокосмического назначения «JONHON», а так же официальным дистрибьютором и эксклюзивным представителем в России производителя высокотехнологичных и надежных решений для передачи СВЧ сигналов «FORSTAR».



JONHON

«JONHON» (основан в 1970 г.)

Разъемы специального, военного и аэрокосмического назначения:

(Применяются в военной, авиационной, аэрокосмической, морской, железнодорожной, горно- и нефтедобывающей отраслях промышленности)

«FORSTAR» (основан в 1998 г.)

ВЧ соединители, коаксиальные кабели, кабельные сборки и микроволновые компоненты:

(Применяются в телекоммуникациях гражданского и специального назначения, в средствах связи, РЛС, а так же военной, авиационной и аэрокосмической отраслях промышленности).



Телефон: 8 (812) 309-75-97 (многоканальный)

Факс: 8 (812) 320-03-32

Электронная почта: ocean@oceanchips.ru

Web: <http://oceanchips.ru/>

Адрес: 198099, г. Санкт-Петербург, ул. Калинина, д. 2, корп. 4, лит. А