

REVISIONS

REV.	ECN/E-R	DESCRIPTION	DATE	APPROVED
A		PROPOSAL	MAR19/10	

MATERIAL:

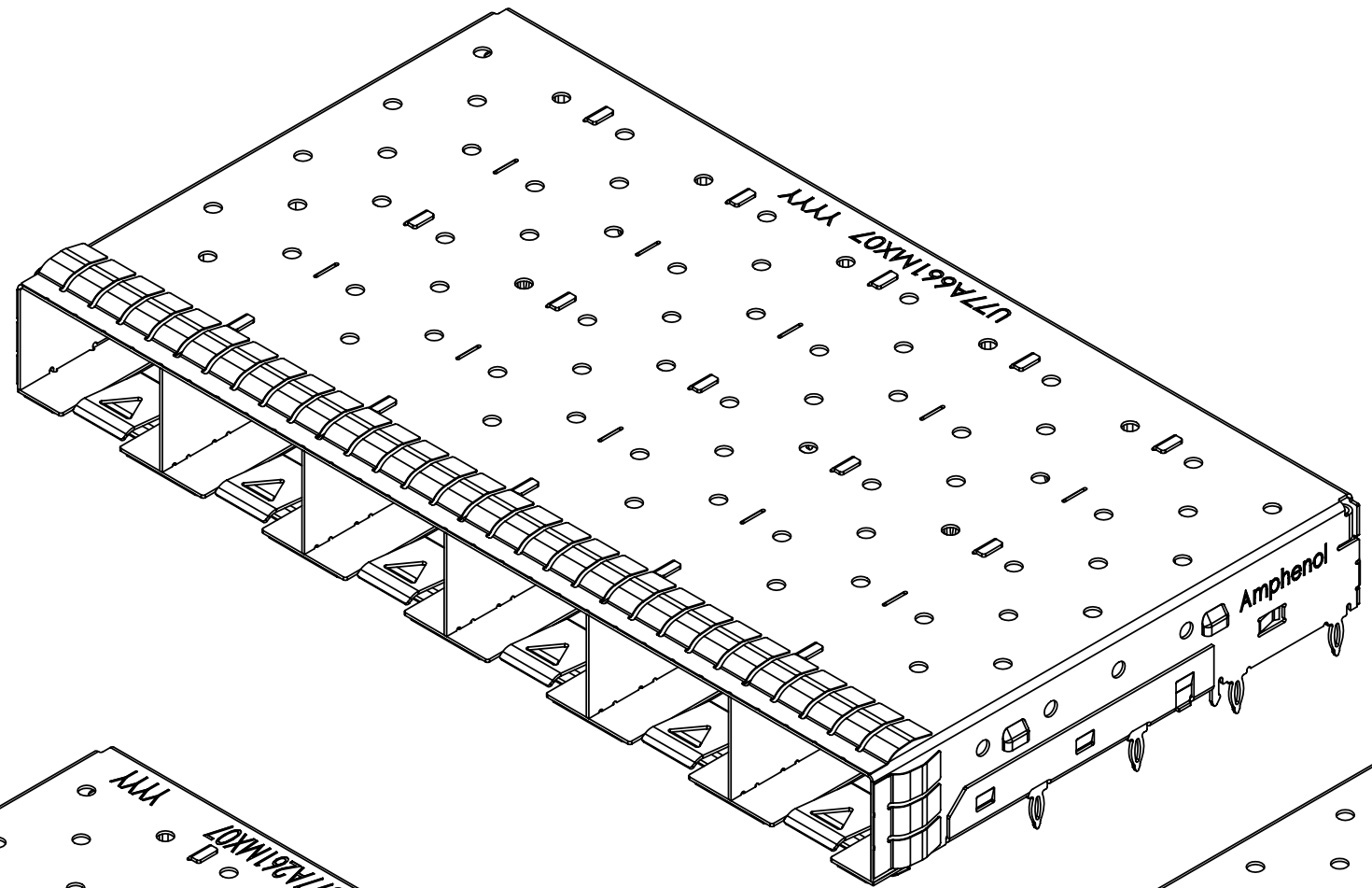
CAGE:
COPPER ALLOY

PLATING OPTION X=2:
2.54um MIN. NICKEL

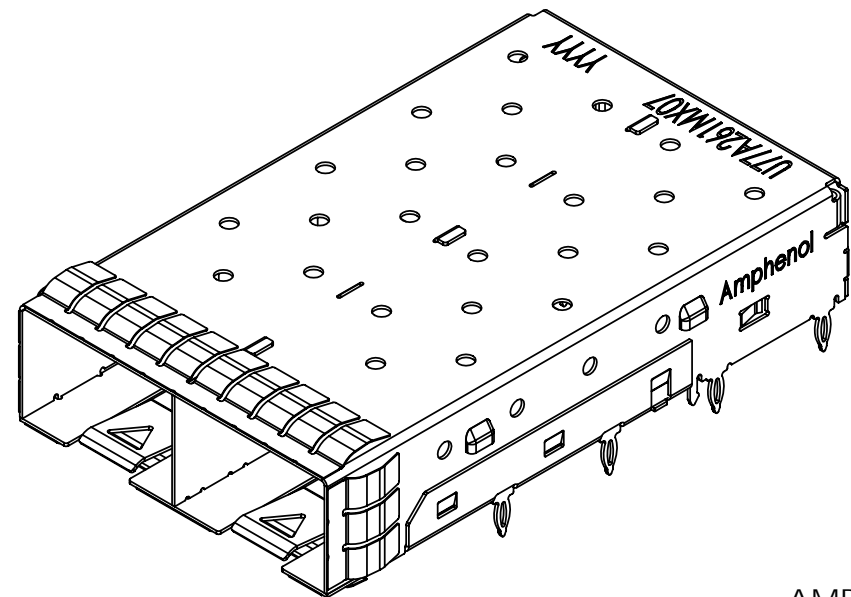
PLATING OPTION X=3:
3.81um MIN. MATTE TIN
OVER 1.27um MIN. NICKEL.

PACKAGING:
TRAY PACKAGING

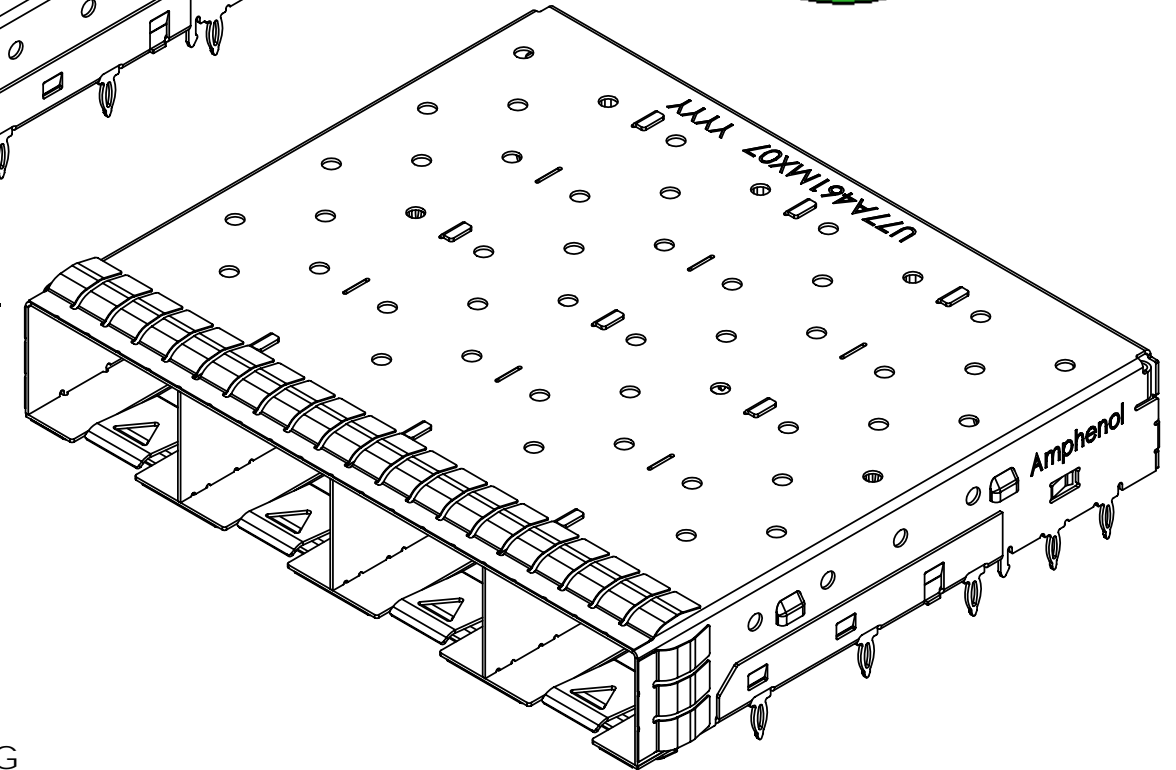
TEMPERATURE RANGE:
-40C TO +85C



P/N: U77-A661M-X071 SHOWN



P/N: U77-A261M-X071 SHOWN



P/N: U77-A461M-X071 SHOWN

AMPHENOL PART NUMBER CONFIGURATION

U77 - A X 6 1 M - X 0 7 1

PACKAGING
1 = TRAY PACKAGING

PLATING
2 = NICKEL PLATING
3 = MATTE TIN PLATING

NUMBER OF PORTS
2 = 2 PORTS
4 = 4 PORTS
6 = 6 PORTS

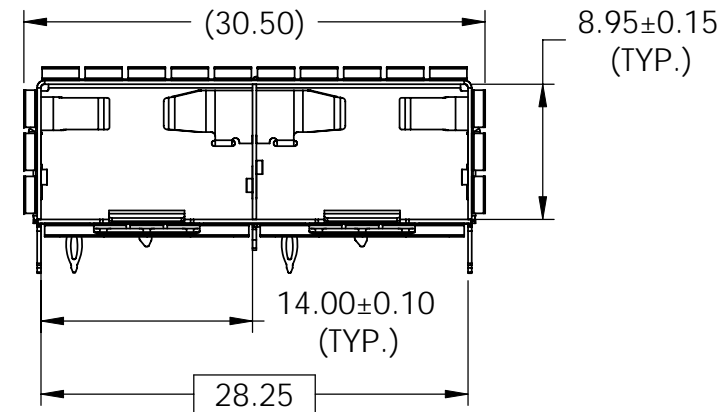
DO NOT SCALE DRAWING

THIS DOCUMENT CONTAINS PROPRIETARY INFORMATION AND SUCH INFORMATION MAY NOT BE DISCLOSED TO OTHERS FOR ANY PURPOSE OR USED FOR MANUFACTURING PURPOSES WITHOUT PERMISSION FROM AMPHENOL CANADA CORP.

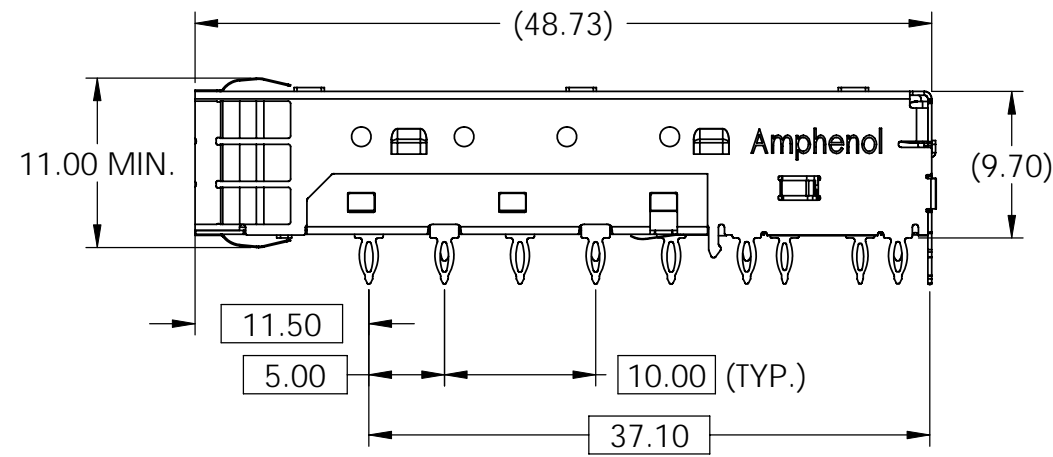
UNLESS OTHERWISE SPECIFIED DIMENSIONS ARE IN MILLIMETERS TOLERANCES ARE:		APPROVALS		DATE	Amphenol Canada Corp.	
DECIMALS X.X ± 0.38 X.XX ± 0.25	ANGLES ± 1°	DRAWN J.SI	MAR18/10	TITLE 1XN SFP+ CAGE SPRING FINGER EMI, WITH EXTRA BOTTOM GROUND FINGERS (NO MID G-PINS)		
MATERIAL AND FINISH SEE NOTE 1		CHECKED	QA APPD	SIZE A3		DWG. NO P-U77-AX61M-X071
REF.		IE APPD		SCALE 2:1	PROJECT	REV. A
CODE IDENT. NO. 03554		DWG APPD		SHEET 1 OF 10		

REVISIONS

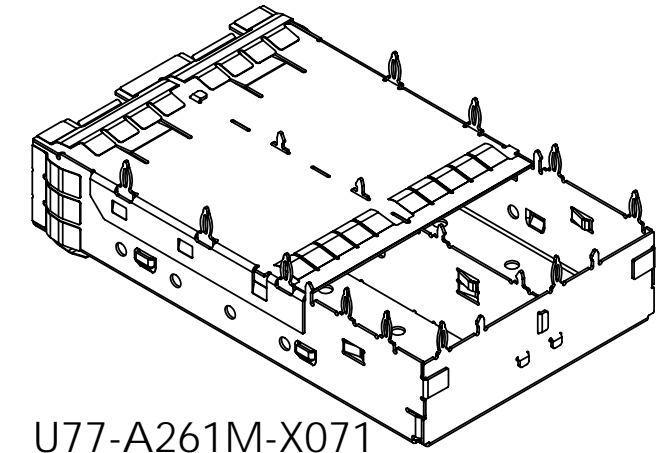
REV.	ECN/E-R	DESCRIPTION	DATE	APPROVED
A		PROPOSAL	MAR19/10	



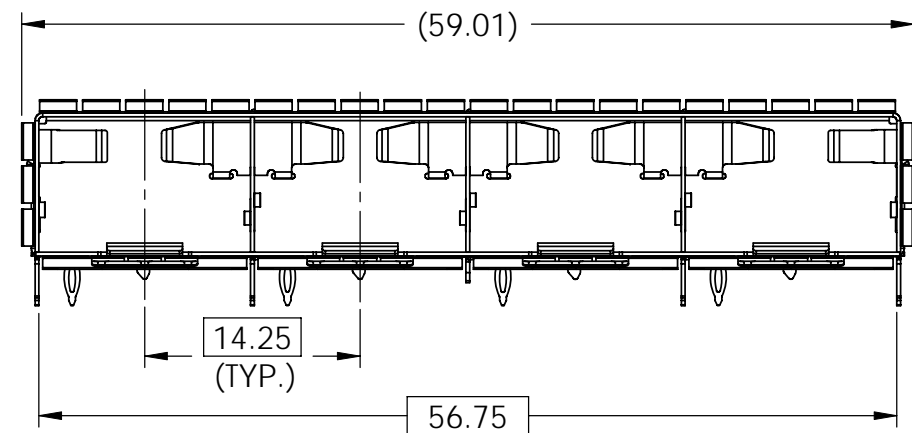
U77-A261M-X071



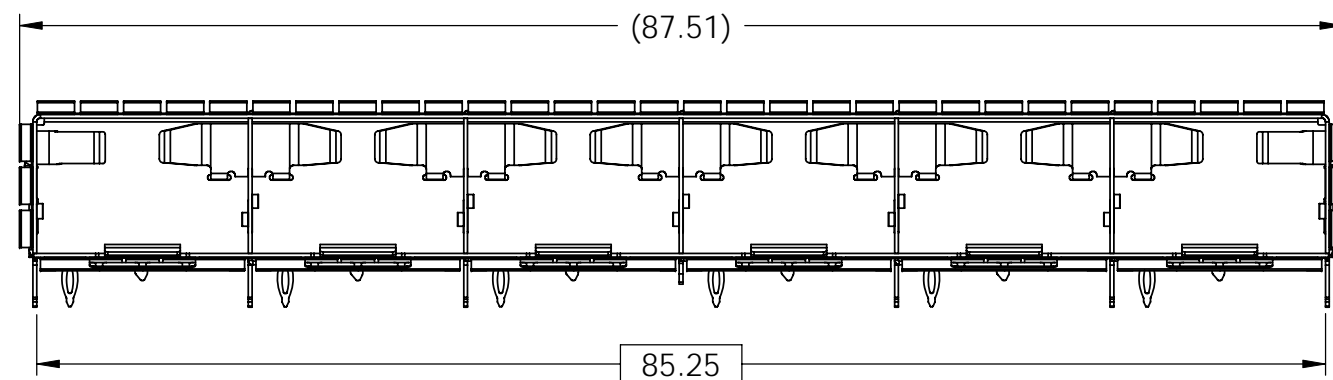
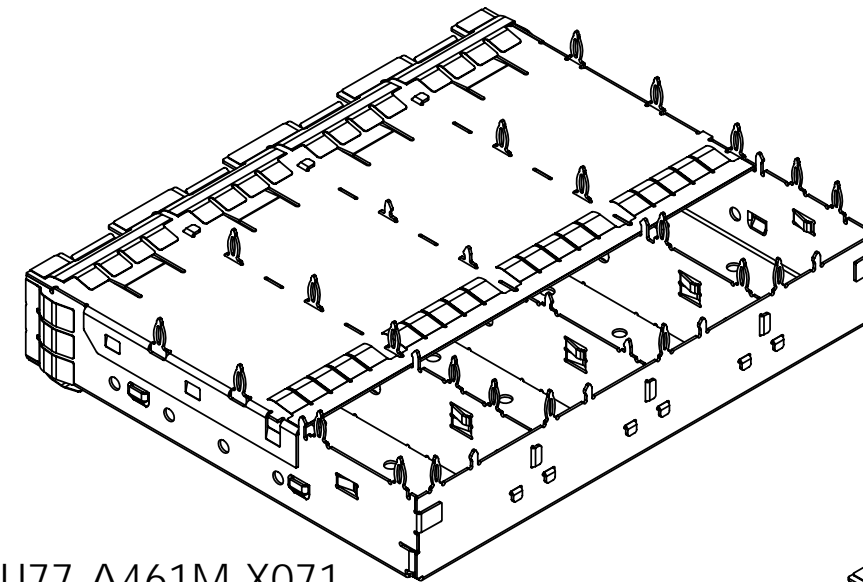
U77-A461M-X071



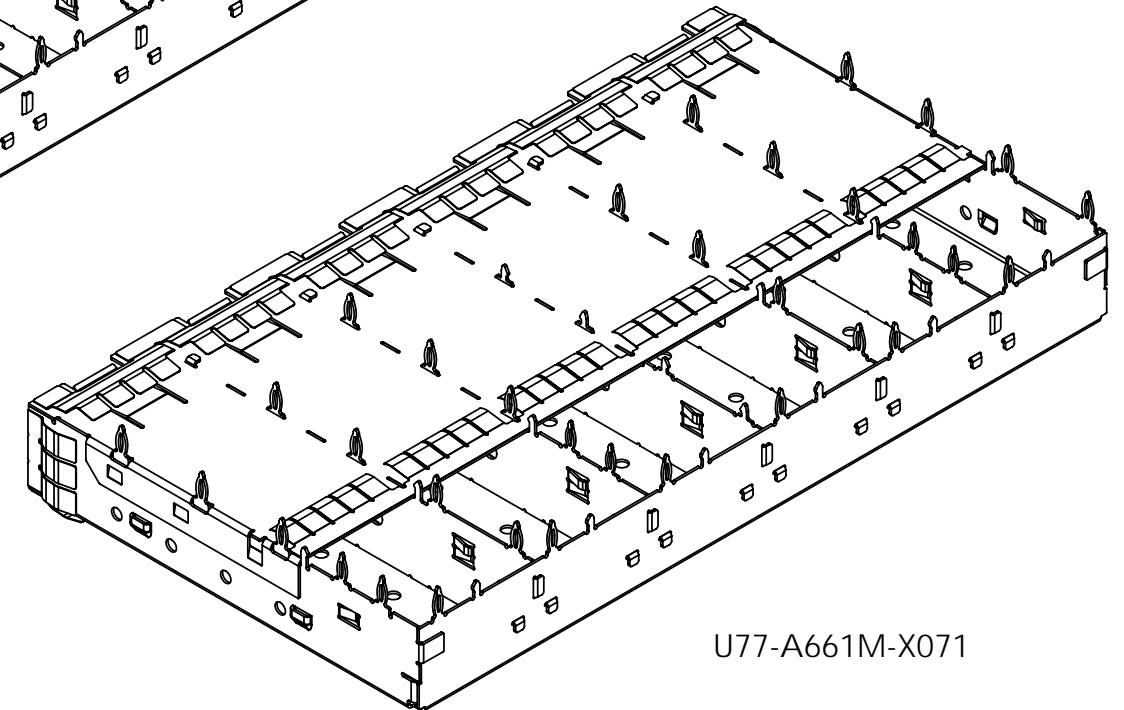
U77-A261M-X071



U77-A461M-X071



U77-A661M-X071



U77-A661M-X071

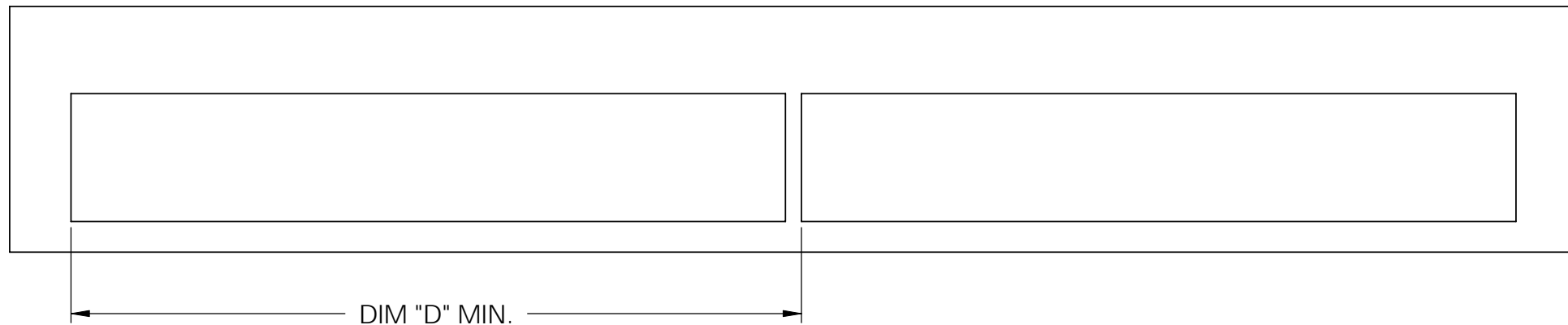
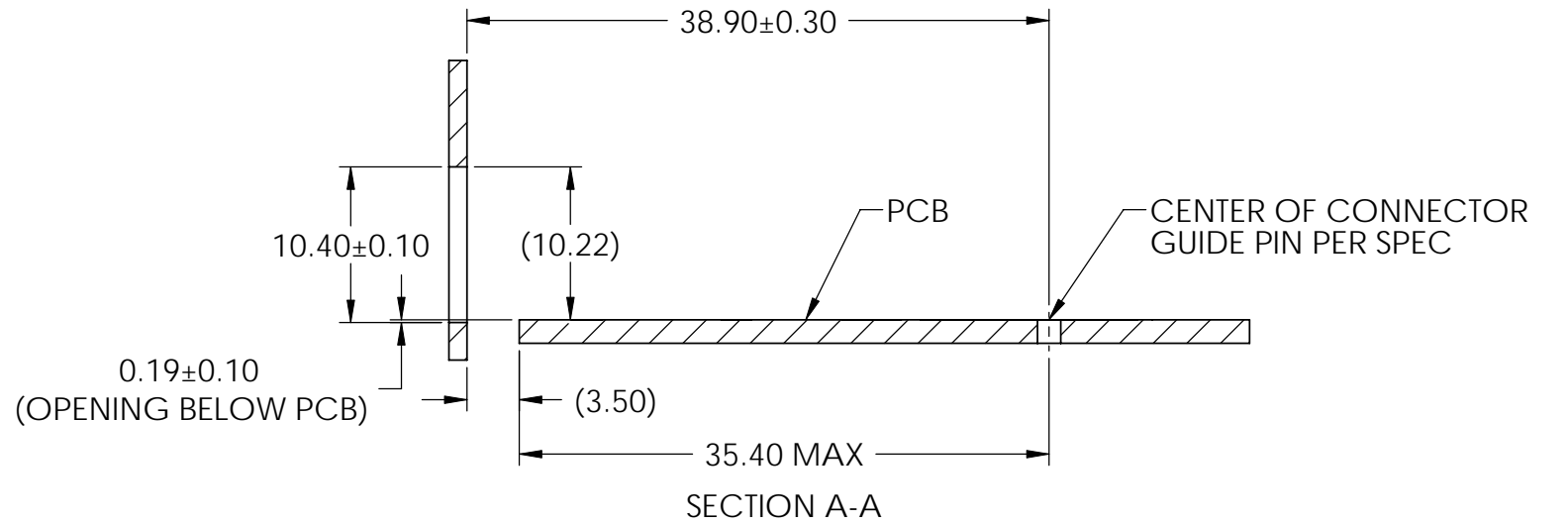
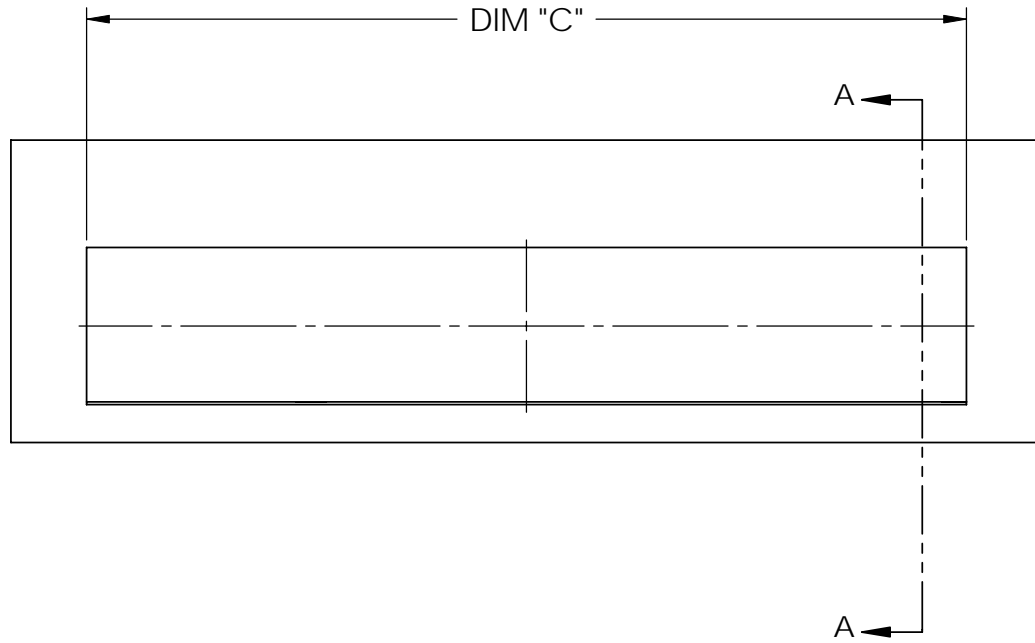
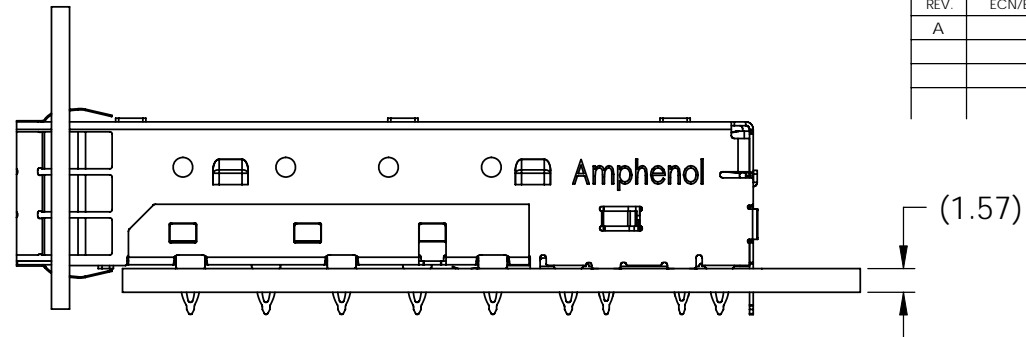
DO NOT SCALE DRAWING

THIS DOCUMENT CONTAINS PROPRIETARY INFORMATION AND SUCH INFORMATION MAY NOT BE DISCLOSED TO OTHERS FOR ANY PURPOSE OR USED FOR MANUFACTURING PURPOSES WITHOUT PERMISSION FROM AMPHENOL CANADA CORP.

UNLESS OTHERWISE SPECIFIED DIMENSIONS ARE IN MILLIMETERS TOLERANCES ARE:		APPROVALS		DATE		Amphenol Canada Corp.		
DECIMALS X.X ± 0.38 X.XX ± 0.25	ANGLES ± 1°	DRAWN J.SI	DESIGNED	MAR18/10				TITLE 1XN SFP+ CAGE SPRING FINGER EMI, WITH EXTRA BOTTOM GROUND FINGERS (NO MID G-PINS)
MATERIAL AND FINISH SEE NOTE 1		CHECKED	QA APPD			SIZE A3	DWG. NO. P-U77-AX61M-X071	
REF.		IE APPD				SCALE 2:1	PROJECT	SHEET 2 OF 10
CODE IDENT. NO.	03554	DWG APPD						

PART NUMBER	DIM "C"	DIM "D"
U77-A261M-X071	29.70	31.00
U77-A461M-X071	58.20	59.50
U77-A661M-X071	86.70	88.00

REVISIONS				
REV.	ECN/E-R	DESCRIPTION	DATE	APPROVED
A		PROPOSAL	MAR19/10	



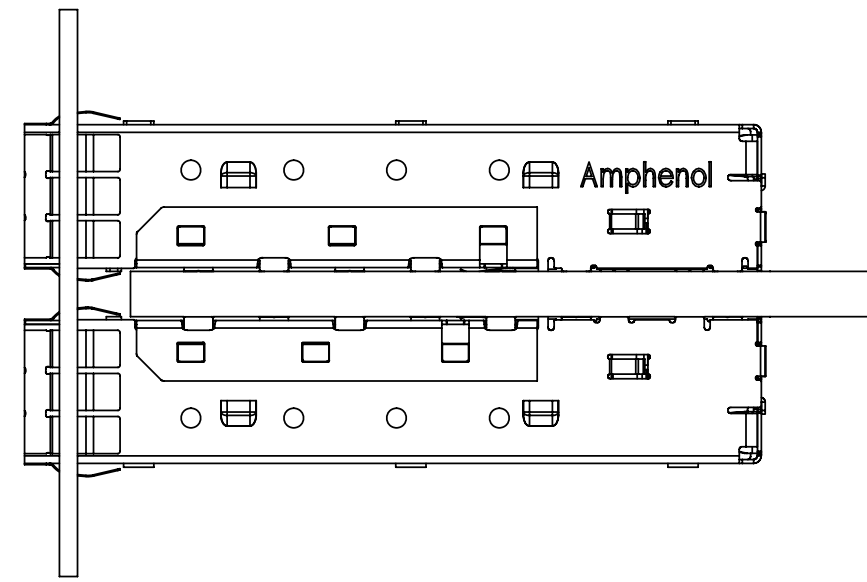
UNLESS OTHERWISE SPECIFIED DIMENSIONS ARE IN MILLIMETERS TOLERANCES ARE:		APPROVALS		DATE	Amphenol Canada Corp. TITLE 1XN SFP+ CAGE SPRING FINGER EMI, WITH EXTRA BOTTOM GROUND FINGERS (NO MID G-PINS)
DECIMALS	ANGLES	DRAWN	J.SI	MAR18/10	
X.X ± 0.38	± 1°	DESIGNED			
X.XX ± 0.25		CHECKED			
MATERIAL AND FINISH		QA APPD			
SEE NOTE 1		IE APPD			SIZE A3
REF.		DWG APPD			DWG. NO. P-U77-AX61M-X071
CODE IDENT. NO.	03554				SCALE 2:1
					PROJECT
					SHEET 3 OF 10

DO NOT SCALE DRAWING

THIS DOCUMENT CONTAINS PROPRIETARY INFORMATION AND SUCH INFORMATION MAY NOT BE DISCLOSED TO OTHERS FOR ANY PURPOSE OR USED FOR MANUFACTURING PURPOSES WITHOUT PERMISSION FROM AMPHENOL CANADA CORP.

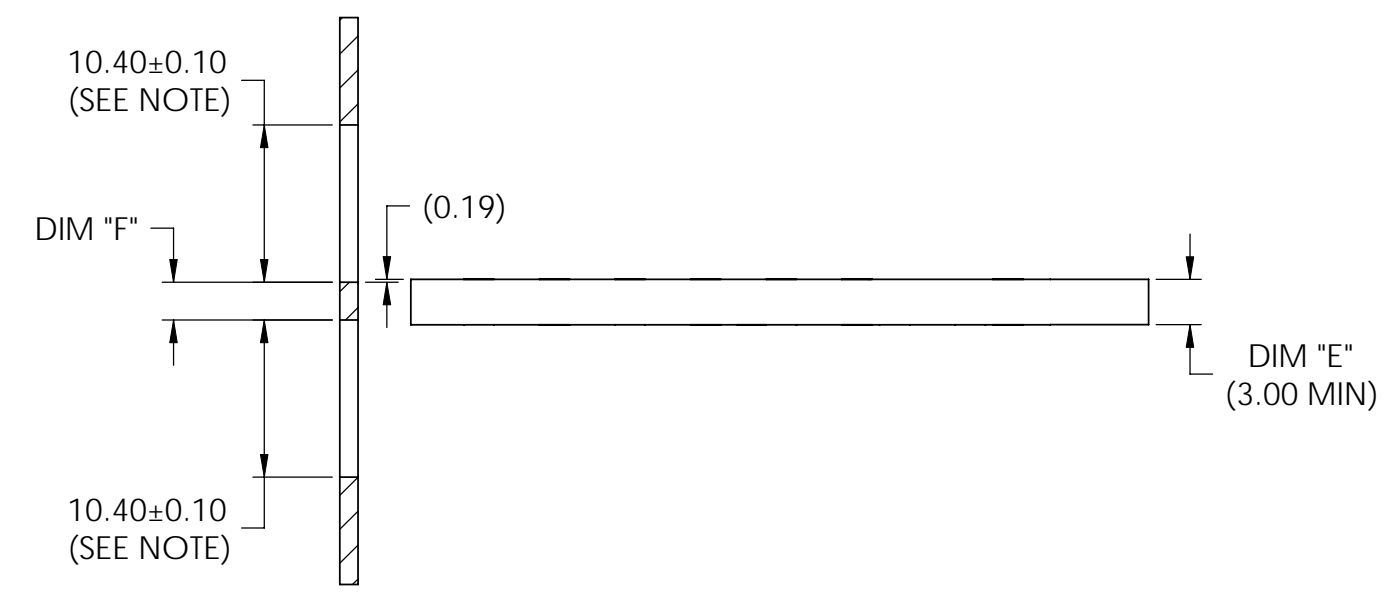
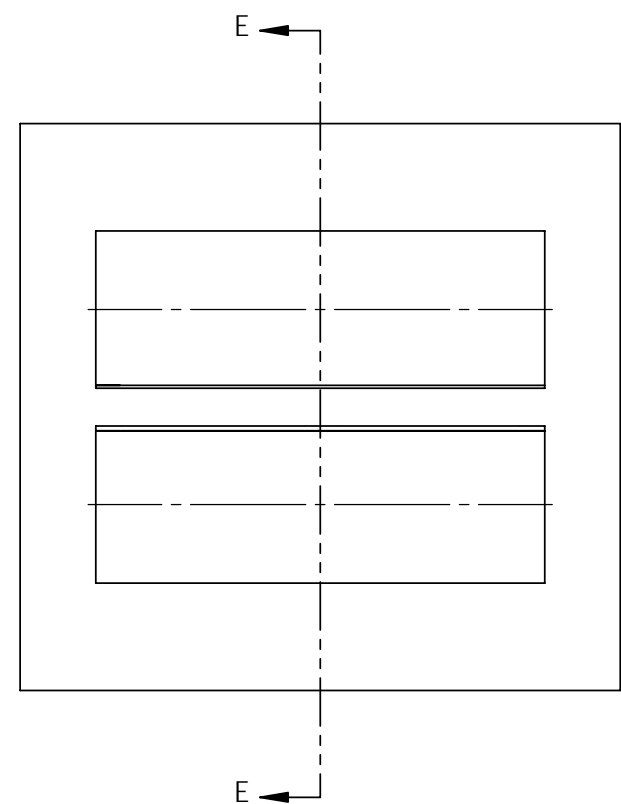
REVISIONS

REV.	ECN/E-R	DESCRIPTION	DATE	APPROVED
A		PROPOSAL	MAR19/10	



NOTE:

PANEL CUTOUT SIZES PER SFF 8433 SPEC. FOR BELLY TO BELLY MOUNTING, DIM "E" (PCB THICKNESS) IS 3.0 mm MIN. DIM "F" RELATED TO DIM "E". FOR DIM "F" = DIM "E" - 0.44 mm. THE PANEL CUTOUT 10.40 mm MIGHT BE INCREASED UP TO 10.80 mm IN ORDER TO ACCOMMODATE PCB TOLERANCE.



SECTION E-E

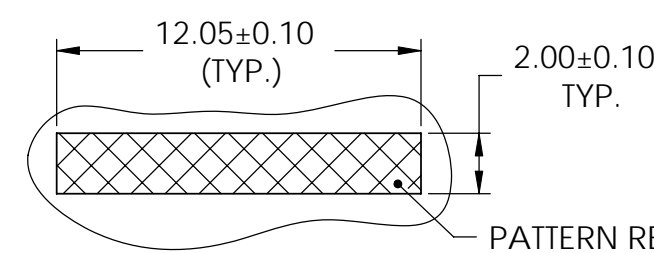
DO NOT SCALE DRAWING

THIS DOCUMENT CONTAINS PROPRIETARY INFORMATION AND SUCH INFORMATION MAY NOT BE DISCLOSED TO OTHERS FOR ANY PURPOSE OR USED FOR MANUFACTURING PURPOSES WITHOUT PERMISSION FROM AMPHENOL CANADA CORP.

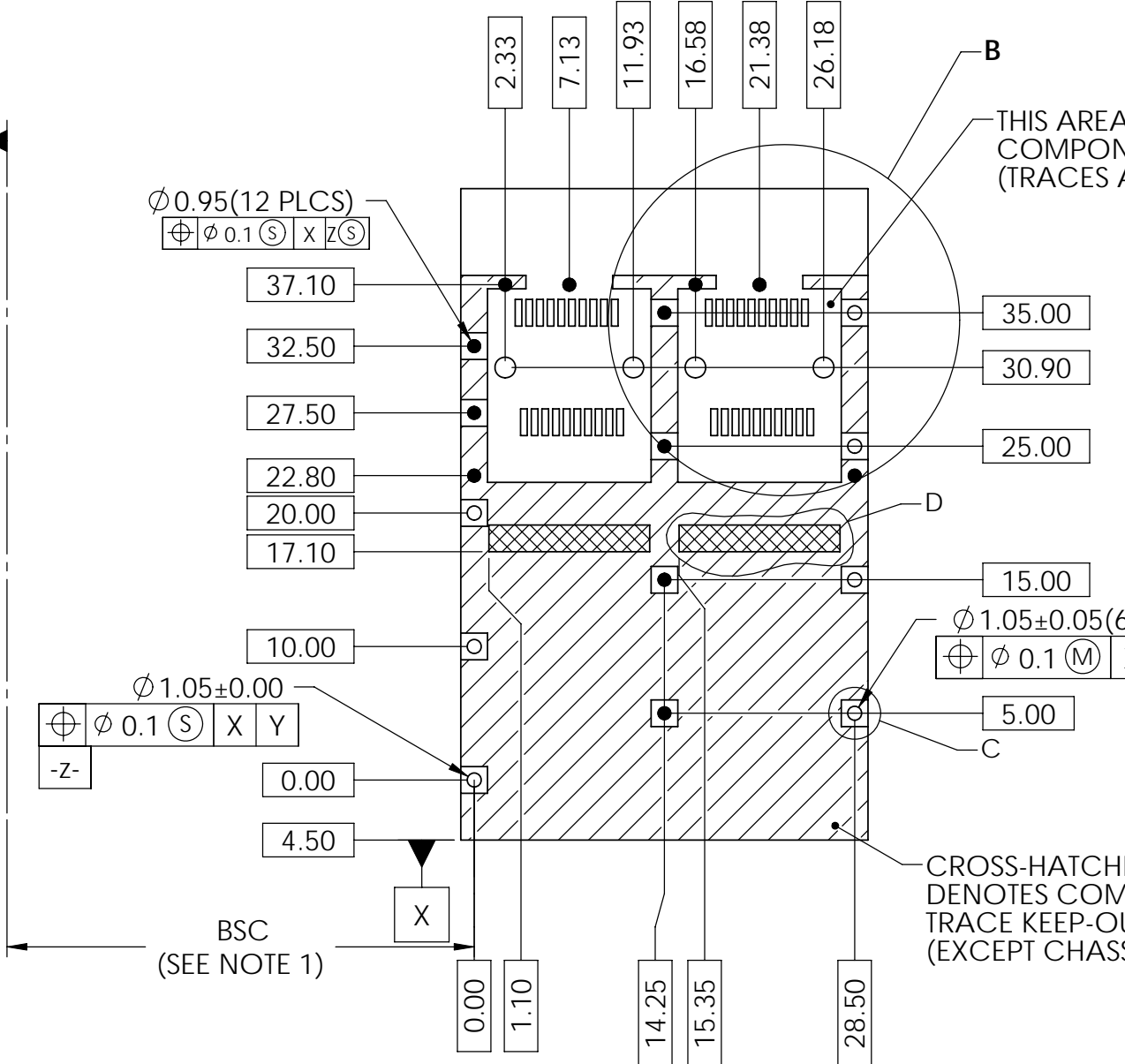
UNLESS OTHERWISE SPECIFIED DIMENSIONS ARE IN MILLIMETERS TOLERANCES ARE:		APPROVALS		DATE	Amphenol Canada Corp.	
DECIMALS	ANGLES	DRAWN	J.SI	MAR18/10		
X.X ± 0.38	± 1°	DESIGNED			TITLE 1XN SFP+ CAGE SPRING FINGER EMI, WITH EXTRA BOTTOM GROUND FINGERS (NO MID G-PINS)	
X.XX ± 0.25		CHECKED				
MATERIAL AND FINISH		QA APPD				
SEE NOTE 1		IE APPD			SIZE	DWG. NO. P-U77-AX61M-X071
REF.		DWG APPD			A3	
CODE IDENT. NO.	03554				SCALE	2:1
					PROJECT	
					SHEET	4 OF 10

- NOTES:
 1. DATUM AND BASIC DIMENSIONS ESTABLISHED BY CUSTOMER.
 2. PADS AND VIAS ARE CHASSIS GROUND.
 3. THRU-HOLES, PLATING OPTIONAL.
 4. SEE DRAWINGS P-UX76-A20-X00XX FOR CONNECTOR LAYOUT.

REVISIONS				
REV.	ECN/E-R	DESCRIPTION	DATE	APPROVED
A		PROPOSAL	MAR19/10	



PATTERN REPEATS FOR EACH PORT.
 SPACING BETWEEN PORTS IS 14.25mm.
 APPLIES TO ALL GANGED LAYOUTS



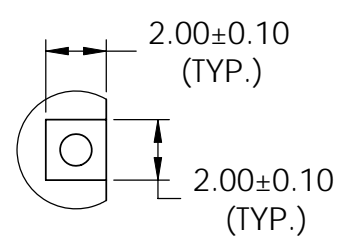
THIS AREA DENOTES
 COMPONENTS KEEP-OUT
 (TRACES ALLOWED)

$\phi 1.05 \pm 0.05$ (6 PLCS)
 $\phi 0.1$ (M) X Z (S)

$\phi 1.05 \pm 0.00$
 $\phi 0.1$ (S) X Y
 -Z-

BSC
 (SEE NOTE 1)

CROSS-HATCHED AREA
 DENOTES COMPONENT AND
 TRACE KEEP-OUT
 (EXCEPT CHASSIS GROUND)



$\phi 1.55 \pm 0.05$
 $\phi 0.05$ (L) X Z (S)
 -W-

2.00 ± 0.03 (20 PLCS)
 $\phi 0.06$ (L) W V

0.50 ± 0.03 (20 PLCS)
 $\phi 0.06$ (L) W V

$\phi 1.55 \pm 0.05$
 $\phi 0.05$ (L) Z (S) W
 -V-

**RECOMMENDED PCB DESIGN
 FOR SINGLE SIDE MOUNTING
 (P/N U77-A261M-X071)**

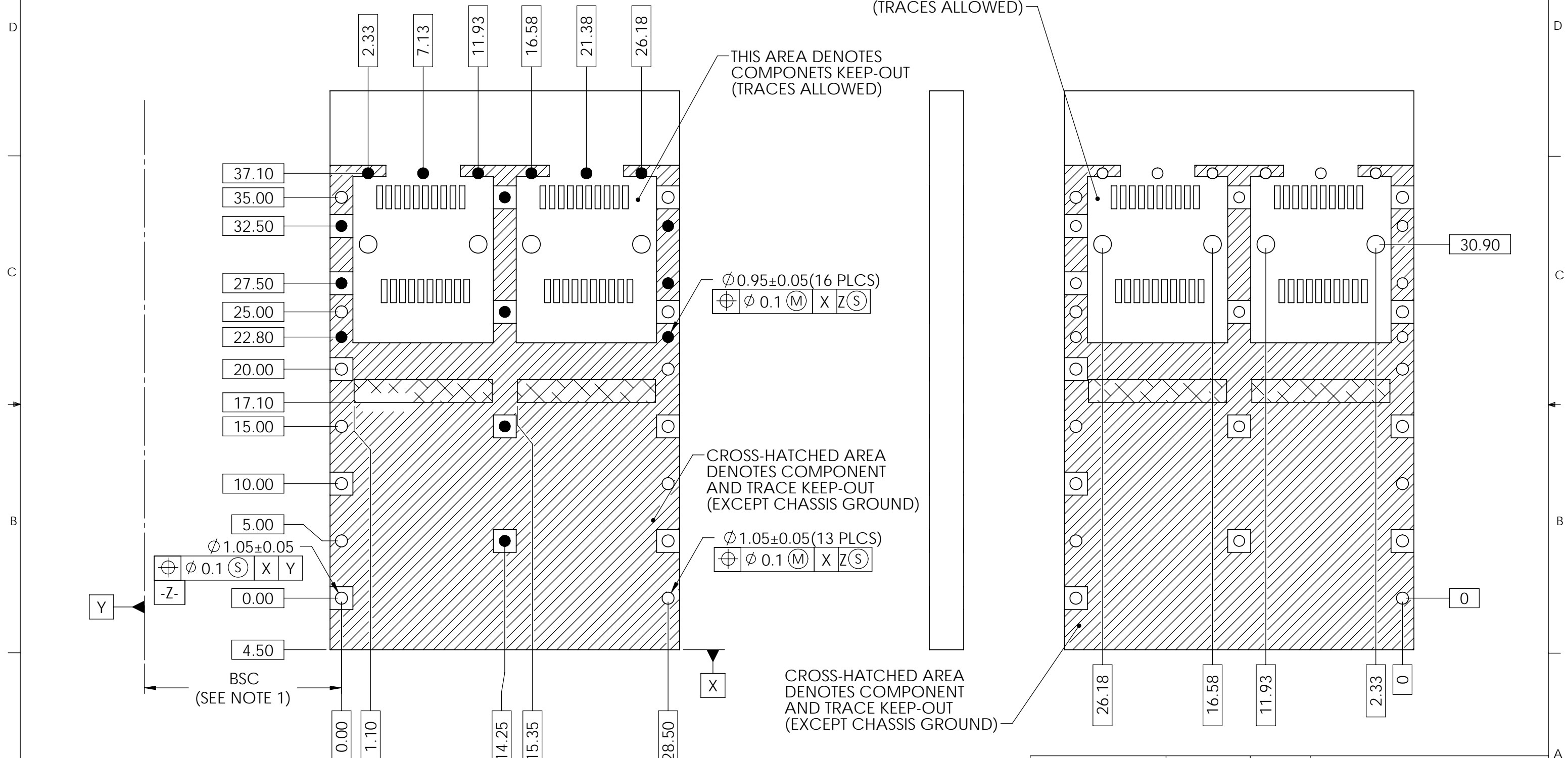
DO NOT SCALE DRAWING

THIS DOCUMENT CONTAINS PROPRIETARY INFORMATION AND SUCH INFORMATION MAY NOT BE DISCLOSED TO OTHERS FOR ANY PURPOSE OR USED FOR MANUFACTURING PURPOSES WITHOUT PERMISSION FROM AMPHENOL CANADA CORP.

UNLESS OTHERWISE SPECIFIED DIMENSIONS ARE IN MILLIMETERS TOLERANCES ARE: DECIMALS X.X ± 0.38 X.XX ± 0.25 MATERIAL AND FINISH SEE NOTE 1 REF. CODE IDENT. NO. 03554	APPROVALS	DATE	Amphenol Canada Corp. TITLE 1XN SFP+ CAGE SPRING FINGER EMI, WITH EXTRA BOTTOM GROUND FINGERS (NO MID G-PINS) SIZE A3 DWG. NO. P-U77-AX61M-X071 REV. A SCALE 2:1 PROJECT SHEET 5 OF 10	
	DRAWN J.SI	MAR18/10		
	DESIGNED			
	CHECKED			
	QA APPD			
	IE APPD			
	DWG APPD			

- NOTES:
 1. DATUM AND BASIC DIMENSIONS ESTABLISHED BY CUSTOMER.
 2. PADS AND VIAS ARE CHASSIS GROUND.
 3. THRU-HOLES, PLATING OPTIONAL.
 4. SEE DRAWINGS P-UX76-A20-X00XX FOR CONNECTOR LAYOUT.

REVISIONS				
REV.	ECN/E-R	DESCRIPTION	DATE	APPROVED
A		PROPOSAL	MAR19/10	



**RECOMMENDED PCB DESIGN
 FOR BELLY TO BELLY MOUNTING
 (P/N U77-A261M-X071)**

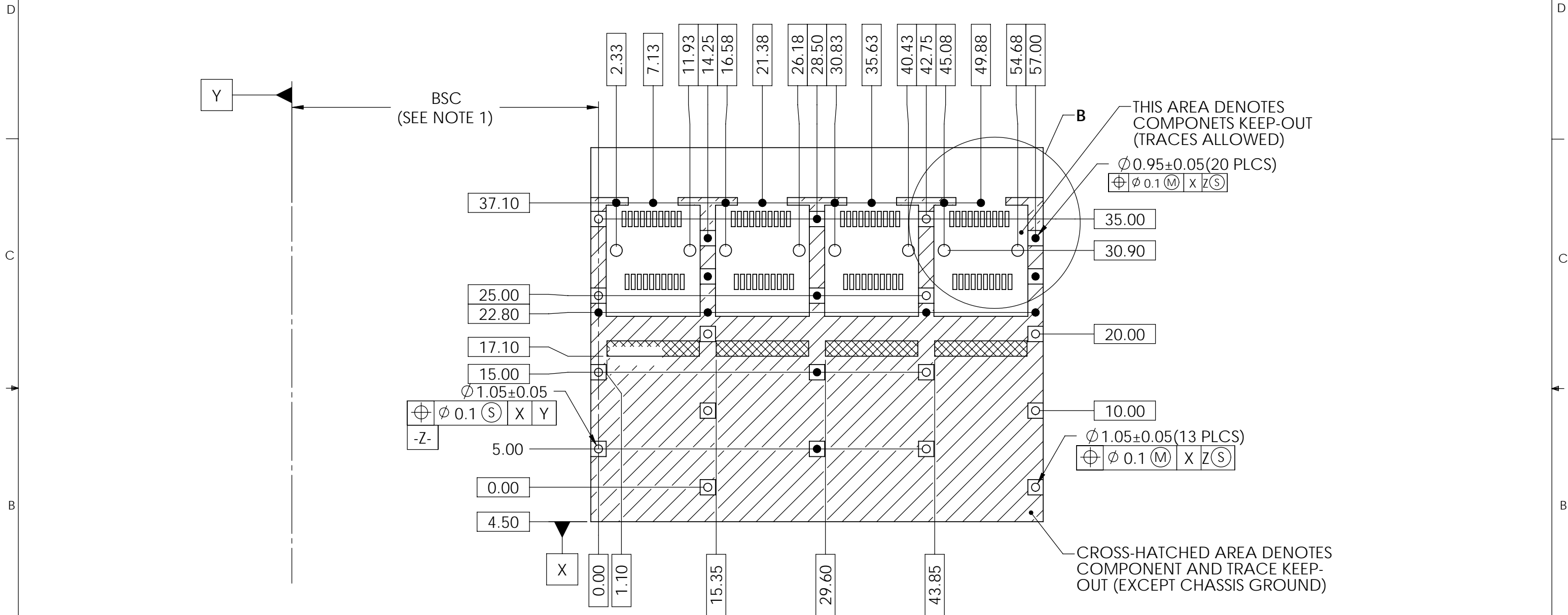
DO NOT SCALE DRAWING

THIS DOCUMENT CONTAINS PROPRIETARY INFORMATION AND SUCH INFORMATION MAY NOT BE DISCLOSED TO OTHERS FOR ANY PURPOSE OR USED FOR MANUFACTURING PURPOSES WITHOUT PERMISSION FROM AMPHENOL CANADA CORP.

UNLESS OTHERWISE SPECIFIED DIMENSIONS ARE IN MILLIMETERS TOLERANCES ARE: DECIMALS X.X ± 0.38 X.XX ± 0.25 MATERIAL AND FINISH SEE NOTE 1 REF. CODE IDENT. NO. 03554	APPROVALS	DATE	Amphenol Canada Corp. TITLE 1XN SFP+ CAGE SPRING FINGER EMI, WITH EXTRA BOTTOM GROUND FINGERS (NO MID G-PINS)
	DRAWN J.SI	MAR18/10	
	DESIGNED		
	CHECKED		
	QA APPD		SIZE A3
	IE APPD		DWG. NO. P-U77-AX61M-X071
	DWG APPD		SCALE 3:1
			PROJECT
			SHEET 6 OF 10

- NOTES:
 1. DATUM AND BASIC DIMENSIONS ESTABLISHED BY CUSTOMER.
 2. PADS AND VIAS ARE CHASSIS GROUND.
 3. THRU-HOLES, PLATING OPTIONAL.
 4. SEE DRAWINGS P-UX76-A20-X00XX FOR CONNECTOR LAYOUT.

REVISIONS				
REV.	ECN/E-R	DESCRIPTION	DATE	APPROVED
A		PROPOSAL	MAR19/10	



**RECOMMENDED PCB DESIGN
 FOR SINGLE SIDE MOUNTING
 (P/N U77-A461M-X071)**

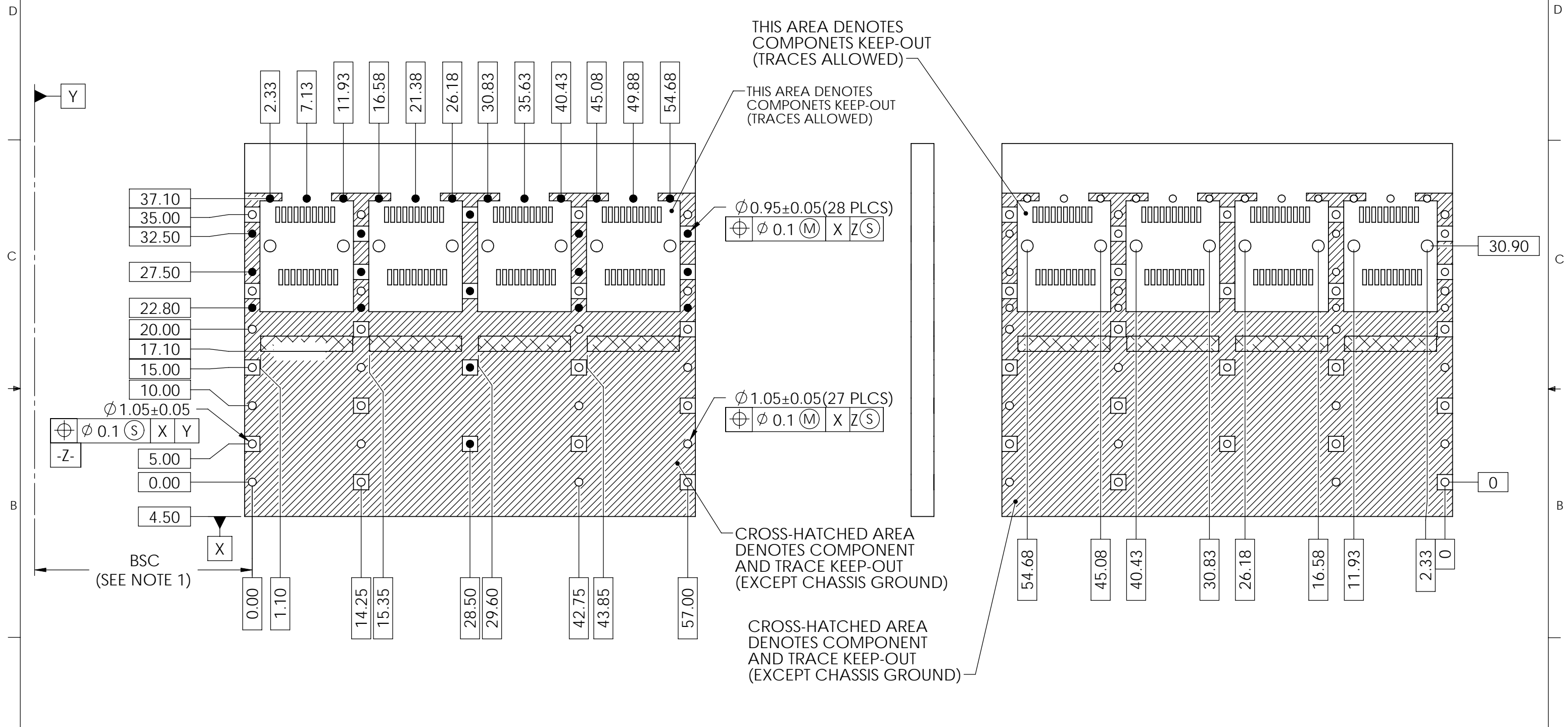
DO NOT SCALE DRAWING

THIS DOCUMENT CONTAINS PROPRIETARY INFORMATION AND SUCH INFORMATION MAY NOT BE DISCLOSED TO OTHERS FOR ANY PURPOSE OR USED FOR MANUFACTURING PURPOSES WITHOUT PERMISSION FROM AMPHENOL CANADA CORP.

UNLESS OTHERWISE SPECIFIED DIMENSIONS ARE IN MILLIMETERS TOLERANCES ARE: DECIMALS ANGLES X.X ± 0.38 ± 1° X.XX ± 0.25	APPROVALS	DATE	Amphenol Canada Corp.		
	DRAWN	J.SI			MAR18/10
	DESIGNED				
	CHECKED				
MATERIAL AND FINISH	QA APPD		TITLE 1XN SFP+ CAGE SPRING FINGER EMI, WITH EXTRA BOTTOM GROUND FINGERS (NO MID G-PINS)		
SEE NOTE 1					
REF.	IE APPD				
CODE IDENT. NO.	DWG APPD		SIZE A3	DWG. NO. P-U77-AX61M-X071	REV. A
03554			SCALE 1:1	PROJECT	SHEET 7 OF 10

- NOTES:
 1. DATUM AND BASIC DIMENSIONS ESTABLISHED BY CUSTOMER.
 2. PADS AND VIAS ARE CHASSIS GROUND.
 3. THRU-HOLES, PLATING OPTIONAL.
 4. SEE DRAWINGS P-UX76-A20-X00XX FOR CONNECTOR LAYOUT.

REVISIONS				
REV.	ECN/E-R	DESCRIPTION	DATE	APPROVED
A		PROPOSAL	MAR19/10	



**RECOMMENDED PCB DESIGN
 FOR BELLY TO BELLY MOUNTING
 (P/N U77-A461M-X071)**

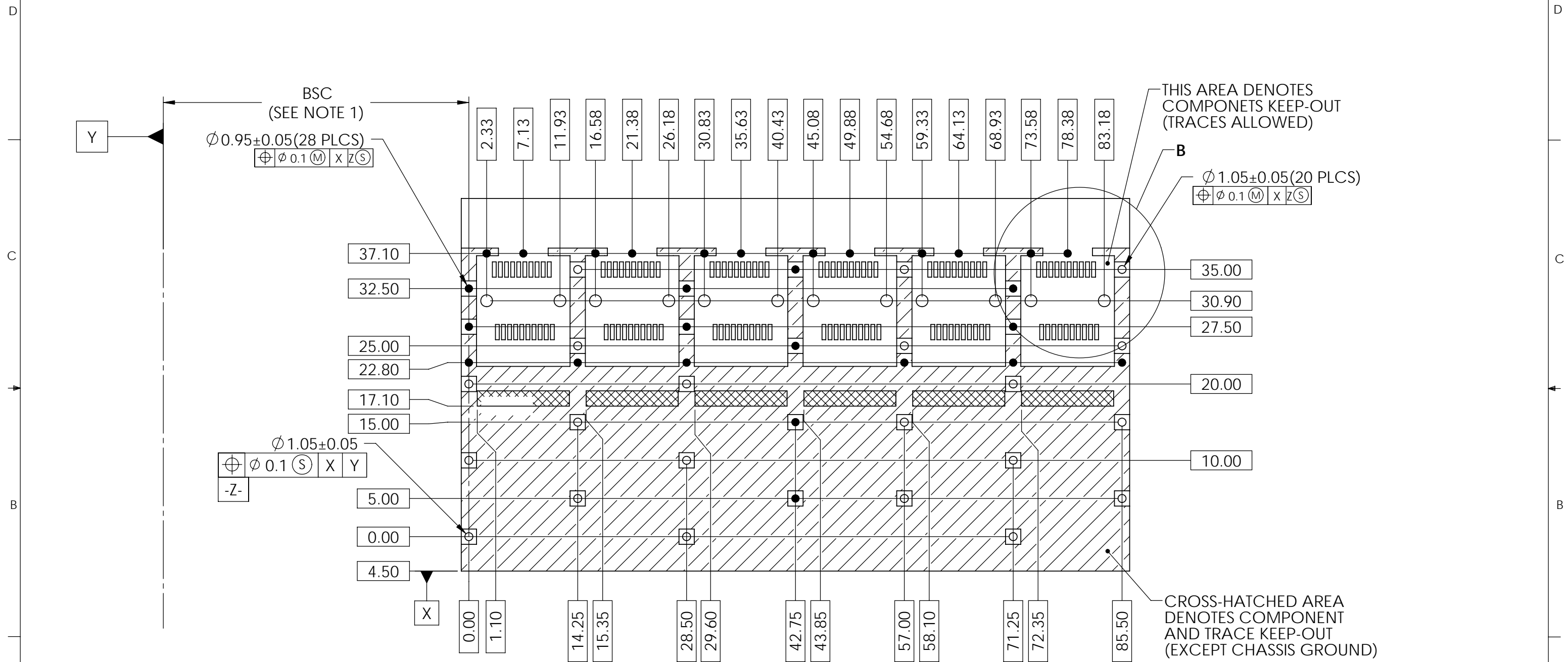
DO NOT SCALE DRAWING

THIS DOCUMENT CONTAINS PROPRIETARY INFORMATION AND SUCH INFORMATION MAY NOT BE DISCLOSED TO OTHERS FOR ANY PURPOSE OR USED FOR MANUFACTURING PURPOSES WITHOUT PERMISSION FROM AMPHENOL CANADA CORP.

UNLESS OTHERWISE SPECIFIED DIMENSIONS ARE IN MILLIMETERS TOLERANCES ARE: DECIMALS ANGLES X.X ± 0.38 ± 1° X.XX ± 0.25	APPROVALS		DATE	Amphenol Canada Corp. TITLE 1XN SFP+ CAGE SPRING FINGER EMI, WITH EXTRA BOTTOM GROUND FINGERS (NO MID G-PINS)
	DRAWN	J.SI	MAR18/10	
	DESIGNED			
	CHECKED			
MATERIAL AND FINISH	QA APPD			
SEE NOTE 1				
REF.	IE APPD			SIZE A3
CODE IDENT. NO. 03554	DWG APPD			DWG. NO. P-U77-AX61M-X071
				REV. A
			SCALE 2:1	PROJECT
				SHEET 8 OF 10

- NOTES:
 1. DATUM AND BASIC DIMENSIONS ESTABLISHED BY CUSTOMER.
 2. PADS AND VIAS ARE CHASSIS GROUND.
 3. THRU-HOLES, PLATING OPTIONAL.
 4. SEE DRAWINGS P-UX76-A20-X00XX FOR CONNECTOR LAYOUT.

REVISIONS				
REV.	ECN/E-R	DESCRIPTION	DATE	APPROVED
A		PROPOSAL	MAR19/10	



**RECOMMENDED PCB DESIGN
 FOR SINGLE SIDE MOUNTING
 (P/N U77-A661M-X071)**

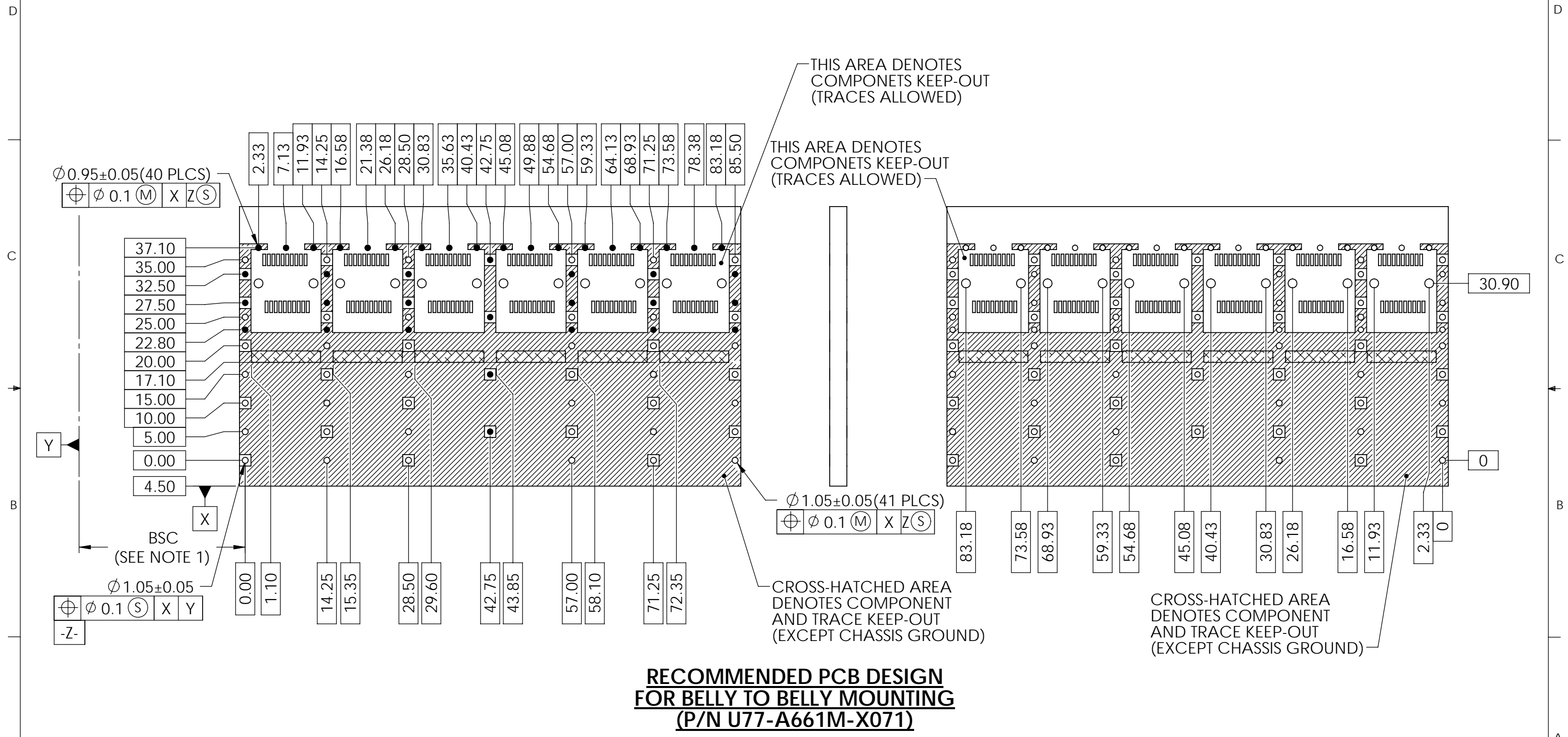
DO NOT SCALE DRAWING

THIS DOCUMENT CONTAINS PROPRIETARY INFORMATION AND SUCH INFORMATION MAY NOT BE DISCLOSED TO OTHERS FOR ANY PURPOSE OR USED FOR MANUFACTURING PURPOSES WITHOUT PERMISSION FROM AMPHENOL CANADA CORP.

UNLESS OTHERWISE SPECIFIED DIMENSIONS ARE IN MILLIMETERS TOLERANCES ARE: DECIMALS X.X ± 0.38 X.XX ± 0.25 MATERIAL AND FINISH SEE NOTE 1 REF. CODE IDENT. NO. 03554	APPROVALS	DATE	Amphenol Canada Corp. TITLE 1XN SFP+ CAGE SPRING FINGER EMI, WITH EXTRA BOTTOM GROUND FINGERS (NO MID G-PINS) SIZE A3 DWG. NO. P-U77-AX61M-X071 REV. A
	DRAWN J.SI	MAR18/10	
	DESIGNED		
	CHECKED		
	QA APPD		
	IE APPD		
	DWG APPD		
			SCALE 1:1 PROJECT SHEET 9 OF 10

- NOTES:
 1. DATUM AND BASIC DIMENSIONS ESTABLISHED BY CUSTOMER.
 2. PADS AND VIAS ARE CHASSIS GROUND.
 3. THRU-HOLES, PLATING OPTIONAL.
 4. SEE DRAWINGS P-UX76-A20-X00XX FOR CONNECTOR LAYOUT.

REVISIONS				
REV.	ECN/E-R	DESCRIPTION	DATE	APPROVED
A		PROPOSAL	MAR19/10	



**RECOMMENDED PCB DESIGN
 FOR BELLY TO BELLY MOUNTING
 (P/N U77-A661M-X071)**

DO NOT SCALE DRAWING

THIS DOCUMENT CONTAINS PROPRIETARY INFORMATION AND SUCH INFORMATION MAY NOT BE DISCLOSED TO OTHERS FOR ANY PURPOSE OR USED FOR MANUFACTURING PURPOSES WITHOUT PERMISSION FROM AMPHENOL CANADA CORP.

UNLESS OTHERWISE SPECIFIED DIMENSIONS ARE IN MILLIMETERS TOLERANCES ARE: DECIMALS ANGLES X.X ± 0.38 ± 1° X.XX ± 0.25	APPROVALS		DATE	Amphenol Canada Corp. TITLE 1XN SFP+ CAGE SPRING FINGER EMI, WITH EXTRA BOTTOM GROUND FINGERS (NO MID G-PINS)
	DRAWN	J.SI	MAR18/10	
	DESIGNED			
	CHECKED			
MATERIAL AND FINISH SEE NOTE 1	QA APPD			
REF.	IE APPD			SIZE A3
CODE IDENT. NO. 03554	DWG APPD			DWG. NO. P-U77-AX61M-X071
				SCALE 3:2
				PROJECT
				SHEET 10 OF 10

Компания «Океан Электроники» предлагает заключение долгосрочных отношений при поставках импортных электронных компонентов на взаимовыгодных условиях!

Наши преимущества:

- Поставка оригинальных импортных электронных компонентов напрямую с производств Америки, Европы и Азии, а так же с крупнейших складов мира;
- Широкая линейка поставок активных и пассивных импортных электронных компонентов (более 30 млн. наименований);
- Поставка сложных, дефицитных, либо снятых с производства позиций;
- Оперативные сроки поставки под заказ (от 5 рабочих дней);
- Экспресс доставка в любую точку России;
- Помощь Конструкторского Отдела и консультации квалифицированных инженеров;
- Техническая поддержка проекта, помощь в подборе аналогов, поставка прототипов;
- Поставка электронных компонентов под контролем ВП;
- Система менеджмента качества сертифицирована по Международному стандарту ISO 9001;
- При необходимости вся продукция военного и аэрокосмического назначения проходит испытания и сертификацию в лаборатории (по согласованию с заказчиком);
- Поставка специализированных компонентов военного и аэрокосмического уровня качества (Xilinx, Altera, Analog Devices, Intersil, Interpoint, Microsemi, Actel, Aeroflex, Peregrine, VPT, Syfer, Eurofarad, Texas Instruments, MS Kennedy, Miteq, Cobham, E2V, MA-COM, Hittite, Mini-Circuits, General Dynamics и др.);

Компания «Океан Электроники» является официальным дистрибьютором и эксклюзивным представителем в России одного из крупнейших производителей разъемов военного и аэрокосмического назначения «JONHON», а так же официальным дистрибьютором и эксклюзивным представителем в России производителя высокотехнологичных и надежных решений для передачи СВЧ сигналов «FORSTAR».



JONHON

«JONHON» (основан в 1970 г.)

Разъемы специального, военного и аэрокосмического назначения:

(Применяются в военной, авиационной, аэрокосмической, морской, железнодорожной, горно- и нефтедобывающей отраслях промышленности)

«FORSTAR» (основан в 1998 г.)

ВЧ соединители, коаксиальные кабели, кабельные сборки и микроволновые компоненты:

(Применяются в телекоммуникациях гражданского и специального назначения, в средствах связи, РЛС, а так же военной, авиационной и аэрокосмической отраслях промышленности).



Телефон: 8 (812) 309-75-97 (многоканальный)

Факс: 8 (812) 320-03-32

Электронная почта: ocean@oceanchips.ru

Web: <http://oceanchips.ru/>

Адрес: 198099, г. Санкт-Петербург, ул. Калинина, д. 2, корп. 4, лит. А