

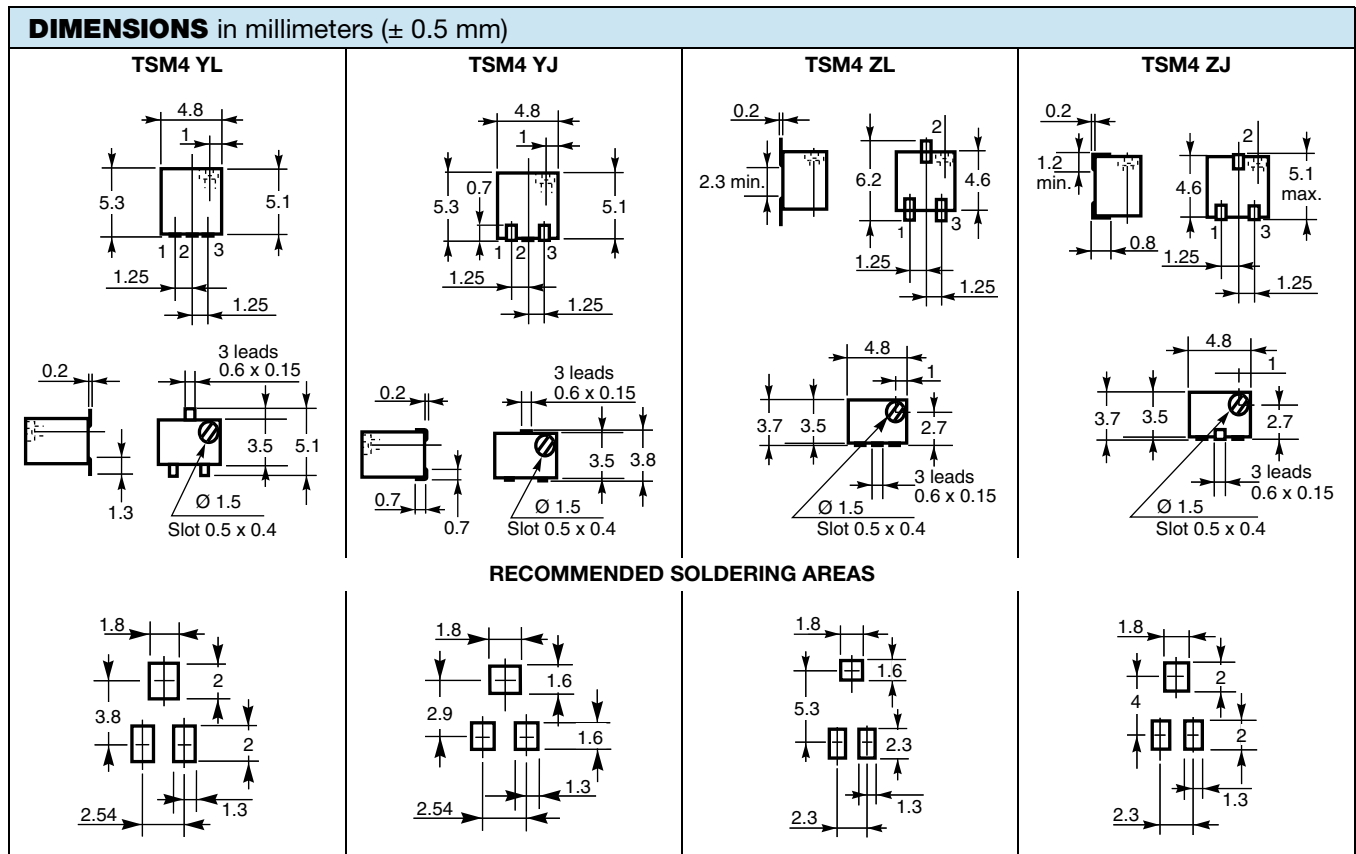
# 5 mm Square Surface Mount Miniature Trimmers Multi-Turn Cermet Sealed


**RoHS  
COMPLIANT**
**FEATURES**

- 0.25 W at 70 °C
- Professional and industrial grade
- Wide ohmic range (10 Ω to 1 MΩ)
- Low contact resistance variation (2 % or 3 Ω)
- Small size for optimum packaging density
- Tests according to CECC 41000 or IEC 60393-1
- Material categorization: for definitions of compliance please see [www.vishay.com/doc?99912](http://www.vishay.com/doc?99912)

The TSM4 trimming potentiometer has been designed for surface mount applications and offers volumetric efficiency 5 mm x 5 mm x 3.7 mm with high performance and stability.

The TSM4 design is suitable for both manual or automatic operation, and can withstand vapor phase and reflow soldering techniques.



<b>ELECTRICAL SPECIFICATIONS</b>	
Resistive element	Cermet
Electrical travel	11 turns $\pm$ 2
Resistance range	10 $\Omega$ to 1 M $\Omega$
Standard series	1 - 2 - 5
Tolerance standard	$\pm$ 10 %
Power rating	Linear 0.25 W at 70 °C 
Circuit diagram	
Temperature coefficient	See Standard Resistance Element table
Limiting element voltage (linear law)	200 V
Contact resistance variation (typical)	2 % or 3 $\Omega$
End resistance (typical)	1 $\Omega$
Dielectric strength (RMS)	600 V
Insulation resistance (500 V <sub>DC</sub> )	10 <sup>6</sup> M $\Omega$

<b>MECHANICAL SPECIFICATIONS</b>	
Mechanical travel	13 turns $\pm$ 2
Operating torque (max. Ncm)	1
End stop torque (Ncm)	Clutch action (2 turns max.)
Unit weight (max. g)	0.15
Wiper (actual travel)	Positioned at approx. 50 %

<b>ENVIRONMENTAL SPECIFICATIONS</b>	
Temperature range	-55 °C to +125 °C
Climatic category	55/125/56
Sealing	Sealed container IP67
MSL level	1

<b>SOLDERING RECOMMENDATIONS</b>	
Recommended reflow profile 2, see Application Note <a href="http://www.vishay.com/doc?52029">www.vishay.com/doc?52029</a>	



PERFORMANCES				
TESTS	CONDITIONS	TYPICAL VALUES AND DRIFTS		
		$\Delta R_T/R_T$	$\Delta R_{1-2}/R_{1-2}$	OTHER
Electrical endurance	1000 h at rated power 90'/30' - ambient temp. +70 °C	± 2 %	± 3 %	Contact res. variation: $\Delta < 1 \% R_n$
Climatic sequence	Phase A dry heat 125 °C Phase B damp heat Phase C cold - 55 °C Phase D damp heat 5 cycles	± 2 %	± 3 %	Dielectric strength: 600 V <sub>RMS</sub> Insulation resistance: > 10 <sup>4</sup> MΩ
Damp heat, steady state	Temperature 40 °C - RH 93 % 56 days	± 2 %	± 3 %	Dielectric strength: 600 V <sub>RMS</sub> Insulation resistance: > 10 <sup>4</sup> MΩ
Charge of temperature	-55 °C to +125 °C 5 cycles	± 1 %		$\Delta V_{1-2}/\Delta V_{1-3} \leq \pm 2 \%$
Mechanical endurance	100 cycles - rated power	± (3 % + 3 Ω)		
Shock	50 g - 11 ms 3 successive shocks in 3 directions	± 1 %		$\Delta V_{1-2}/\Delta V_{1-3} \leq \pm 1 \%$
Vibration	10 Hz to 55 Hz 0.75 mm or 10 g - 6 h	± 1 %		$\Delta V_{1-2}/\Delta V_{1-3} \leq \pm 1 \%$

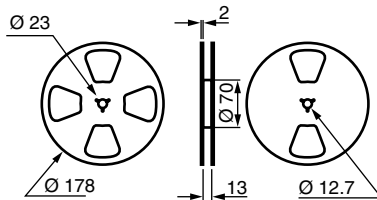
STANDARD RESISTANCE ELEMENT DATA				
STANDARD RESISTANCE VALUES	LINEAR LAW			TYPICAL TCR -55 °C +125 °C ppm/°C
	MAX. POWER AT 70 °C	MAX. WORKING VOLTAGE	MAX. CURRENT THROUGH ELEMENT	
Ω	W	V	mA	
10	0.25	1.58	158	± 100
20	0.25	2.23	112	
50	0.25	3.53	77	
100	0.25	5.00	50	
200	0.25	7.07	35	
500	0.25	11.2	22	
1K	0.25	15.8	15.8	
2K	0.25	22.3	11.2	
5K	0.25	35.3	7.1	
10K	0.25	50.0	5.0	
20K	0.25	70.7	3.5	
50K	0.25	112	2.2	
100K	0.25	158	1.6	
200K	0.25	200	1.0	
500K	0.08	200	0.4	
1M	0.04	200	0.2	

MARKING
<p>Vishay trademark, ohmic value, manufacturing date</p> <p>The ohmic value is indicated by a 3 figure code, the first two are significant figures, the third one is the multiplier.</p> <p>Example: 100 = 10 Ω            101 = 100 Ω            102 = 1000 Ω            503 = 50 000 Ω</p>

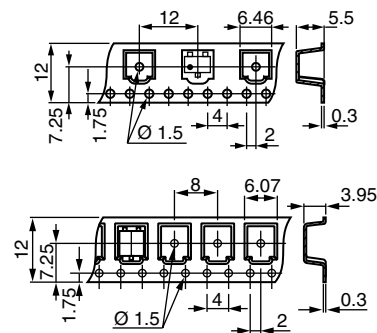
**PACKAGING** in millimeters

On tape and reel, by 500 pieces for Z version: Code TR500, or 250 pieces for Y version: Code TR250.  
In bulk on request (plastic box of 50 pieces): Code BO50.

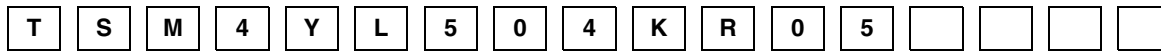
Version Y



Version Z



**ORDERING INFORMATION** (part number)



MODEL	STYLE	OHMIC VALUE	TOLERANCE	PACKAGING	SPECIAL NUMBER
TSM4	YJ YL ZJ ZL	From 10 Ω to 1 MΩ 504 = 500 kΩ	K = 10 %	R10 = Reel 500 pieces for ZJ and ZL R05 = Reel 250 pieces for YJ and YL On request B25 = Box of 50 pieces	(If applicable) Given by Vishay for custom design

**DESCRIPTION** (for information only)

TSM4	YL	500K	10 %		TR	e3
MODEL	STYLE	VALUE	TOLERANCE	SPECIAL	PACKAGING	LEAD (Pb)-FREE



## Disclaimer

ALL PRODUCT, PRODUCT SPECIFICATIONS AND DATA ARE SUBJECT TO CHANGE WITHOUT NOTICE TO IMPROVE RELIABILITY, FUNCTION OR DESIGN OR OTHERWISE.

Vishay Intertechnology, Inc., its affiliates, agents, and employees, and all persons acting on its or their behalf (collectively, "Vishay"), disclaim any and all liability for any errors, inaccuracies or incompleteness contained in any datasheet or in any other disclosure relating to any product.

Vishay makes no warranty, representation or guarantee regarding the suitability of the products for any particular purpose or the continuing production of any product. To the maximum extent permitted by applicable law, Vishay disclaims (i) any and all liability arising out of the application or use of any product, (ii) any and all liability, including without limitation special, consequential or incidental damages, and (iii) any and all implied warranties, including warranties of fitness for particular purpose, non-infringement and merchantability.

Statements regarding the suitability of products for certain types of applications are based on Vishay's knowledge of typical requirements that are often placed on Vishay products in generic applications. Such statements are not binding statements about the suitability of products for a particular application. It is the customer's responsibility to validate that a particular product with the properties described in the product specification is suitable for use in a particular application. Parameters provided in datasheets and/or specifications may vary in different applications and performance may vary over time. All operating parameters, including typical parameters, must be validated for each customer application by the customer's technical experts. Product specifications do not expand or otherwise modify Vishay's terms and conditions of purchase, including but not limited to the warranty expressed therein.

Except as expressly indicated in writing, Vishay products are not designed for use in medical, life-saving, or life-sustaining applications or for any other application in which the failure of the Vishay product could result in personal injury or death. Customers using or selling Vishay products not expressly indicated for use in such applications do so at their own risk. Please contact authorized Vishay personnel to obtain written terms and conditions regarding products designed for such applications.

No license, express or implied, by estoppel or otherwise, to any intellectual property rights is granted by this document or by any conduct of Vishay. Product names and markings noted herein may be trademarks of their respective owners.

## Material Category Policy

**Vishay Intertechnology, Inc. hereby certifies that all its products that are identified as RoHS-Compliant fulfill the definitions and restrictions defined under Directive 2011/65/EU of The European Parliament and of the Council of June 8, 2011 on the restriction of the use of certain hazardous substances in electrical and electronic equipment (EEE) - recast, unless otherwise specified as non-compliant.**

**Please note that some Vishay documentation may still make reference to RoHS Directive 2002/95/EC. We confirm that all the products identified as being compliant to Directive 2002/95/EC conform to Directive 2011/65/EU.**

**Vishay Intertechnology, Inc. hereby certifies that all its products that are identified as Halogen-Free follow Halogen-Free requirements as per JEDEC JS709A standards. Please note that some Vishay documentation may still make reference to the IEC 61249-2-21 definition. We confirm that all the products identified as being compliant to IEC 61249-2-21 conform to JEDEC JS709A standards.**

Компания «Океан Электроники» предлагает заключение долгосрочных отношений при поставках импортных электронных компонентов на взаимовыгодных условиях!

Наши преимущества:

- Поставка оригинальных импортных электронных компонентов напрямую с производств Америки, Европы и Азии, а так же с крупнейших складов мира;
- Широкая линейка поставок активных и пассивных импортных электронных компонентов (более 30 млн. наименований);
- Поставка сложных, дефицитных, либо снятых с производства позиций;
- Оперативные сроки поставки под заказ (от 5 рабочих дней);
- Экспресс доставка в любую точку России;
- Помощь Конструкторского Отдела и консультации квалифицированных инженеров;
- Техническая поддержка проекта, помощь в подборе аналогов, поставка прототипов;
- Поставка электронных компонентов под контролем ВП;
- Система менеджмента качества сертифицирована по Международному стандарту ISO 9001;
- При необходимости вся продукция военного и аэрокосмического назначения проходит испытания и сертификацию в лаборатории (по согласованию с заказчиком);
- Поставка специализированных компонентов военного и аэрокосмического уровня качества (Xilinx, Altera, Analog Devices, Intersil, Interpoint, Microsemi, Actel, Aeroflex, Peregrine, VPT, Syfer, Eurofarad, Texas Instruments, MS Kennedy, Miteq, Cobham, E2V, MA-COM, Hittite, Mini-Circuits, General Dynamics и др.);

Компания «Океан Электроники» является официальным дистрибьютором и эксклюзивным представителем в России одного из крупнейших производителей разъемов военного и аэрокосмического назначения «JONHON», а так же официальным дистрибьютором и эксклюзивным представителем в России производителя высокотехнологичных и надежных решений для передачи СВЧ сигналов «FORSTAR».



## JONHON

«JONHON» (основан в 1970 г.)

Разъемы специального, военного и аэрокосмического назначения:

(Применяются в военной, авиационной, аэрокосмической, морской, железнодорожной, горно- и нефтедобывающей отраслях промышленности)

«FORSTAR» (основан в 1998 г.)

ВЧ соединители, коаксиальные кабели, кабельные сборки и микроволновые компоненты:

(Применяются в телекоммуникациях гражданского и специального назначения, в средствах связи, РЛС, а так же военной, авиационной и аэрокосмической отраслях промышленности).



Телефон: 8 (812) 309-75-97 (многоканальный)

Факс: 8 (812) 320-03-32

Электронная почта: [ocean@oceanchips.ru](mailto:ocean@oceanchips.ru)

Web: <http://oceanchips.ru/>

Адрес: 198099, г. Санкт-Петербург, ул. Калинина, д. 2, корп. 4, лит. А