



FEATURES

- Ultra compact SMD Package
- Wide 2:1 Input Range
- Fully regulated Outputs
- Low Ripple and Noise
- Operating Temp. Range -40°C to +85°C
- I/O-isolation Voltage 1500VDC
- Continuous Short-circuit Protection
- Remote On/Off Control
- Qualified for Lead-free Reflow Process
- UL/cUL/IEC/EN 60950-1 Safety Approval (pending)
- 3 Years Product Warranty



The SK01S/D series is a family of compact 1W dc/dc-converters with wide 2:1 input voltage ranges and tightly regulated output voltages.

They work with high efficiency over the full load range and come with a remote On/Off control input.

High efficiency to 82% allows operating temperatures up to +75°C without power derating. The very small footprint of these converters make them an ideal solution for many space critical applications in communication equipment, instrumentation and many other battery operated applications.

Model List

| Model Number | Input Voltage (Range) VDC | Output Voltage VDC | Output Current Max. mA | Input Current | | Max. capacitive Load µF | Reflected Ripple current mA (typ.) | Efficiency (typ.) @Max. Load % |
|--------------|------------------------------|-----------------------|------------------------------|------------------------|----------------------|----------------------------|---------------------------------------|--------------------------------------|
| | | | | @Max. Load mA(typ.) | @No Load mA(typ.) | | | |
| SK01S0505A | 5 (4.5 ~ 9) | 5 | 200 | 256 | 40 | 1680 | 80 | 78 |
| SK01S0512A | | 12 | 83 | 252 | | 820 | | 79 |
| SK01S0515A | | 15 | 67 | 248 | | 680 | | 81 |
| SK01D0512A | | ±12 | ±42 | 255 | | 470# | | 79 |
| SK01D0515A | | ±15 | ±33 | 248 | | 330# | | 80 |
| SK01S1205A | 12 (9 ~ 18) | 5 | 200 | 105 | 20 | 1680 | 40 | 79 |
| SK01S1212A | | 12 | 83 | 105 | | 820 | | 79 |
| SK01S1215A | | 15 | 67 | 102 | | 680 | | 82 |
| SK01D1212A | | ±12 | ±42 | 104 | | 470# | | 81 |
| SK01D1215A | | ±15 | ±33 | 103 | | 330# | | 80 |
| SK01S2405A | 24 (18 ~ 36) | 5 | 200 | 53 | 10 | 1680 | 30 | 79 |
| SK01S2412A | | 12 | 83 | 51 | | 820 | | 82 |
| SK01S2415A | | 15 | 67 | 51 | | 680 | | 82 |
| SK01D2412A | | ±12 | ±42 | 51 | | 470# | | 82 |
| SK01D2415A | | ±15 | ±33 | 50 | | 330# | | 82 |
| SK01S4805A | 48 (36 ~ 75) | 5 | 200 | 26 | 7 | 1680 | 20 | 79 |
| SK01S4812A | | 12 | 83 | 26 | | 820 | | 80 |
| SK01S4815A | | 15 | 67 | 26 | | 680 | | 80 |
| SK01D4812A | | ±12 | ±42 | 26 | | 470# | | 81 |
| SK01D4815A | | ±15 | ±33 | 25 | | 330# | | 81 |

For each output



Input Specifications

| Parameter | Model | Min. | Typ. | Max. | Unit |
|-----------------------------------|------------------|-----------|------|------|------|
| Input Surge Voltage (1 sec. max.) | 5V Input Models | -0.7 | --- | 15 | VDC |
| | 12V Input Models | -0.7 | --- | 25 | |
| | 24V Input Models | -0.7 | --- | 50 | |
| | 48V Input Models | -0.7 | --- | 100 | |
| Start-Up Threshold Voltage | 5V Input Models | --- | --- | 4.5 | |
| | 12V Input Models | --- | --- | 9 | |
| | 24V Input Models | --- | --- | 18 | |
| | 48V Input Models | --- | --- | 36 | |
| Internal Filter Type | All Models | Capacitor | | | |

Output Specifications

| Parameter | Conditions | Min. | Typ. | Max. | Unit | |
|---------------------------------|-----------------------------|---------------|------|-------|-------------------|---|
| Output Voltage Setting Accuracy | At 50% Load and Nominal Vin | --- | --- | ±1.0 | %Vnom. | |
| Output Voltage Balance | Dual Output, Balanced Loads | --- | --- | ±1.0 | % | |
| Line Regulation | Vin=Min. to Max. | --- | --- | ±0.2 | % | |
| Load Regulation | Min. Load to Full Load | Single Output | --- | --- | ±1.0 | % |
| | | Dual Output | --- | --- | ±1.0 | % |
| | Io=10% to 90% | Single Output | --- | --- | ±0.5 | % |
| | | Dual Output | --- | --- | ±0.8 | % |
| Min.Load | No minimum Load Requirement | | | | | |
| Ripple & Noise | 0-20 MHz Bandwidth | --- | --- | 75 | mV _{P-P} | |
| Transient Recovery Time | 25% Load Step Change | --- | 250 | --- | µsec | |
| Temperature Coefficient | | --- | --- | ±0.02 | %/°C | |
| Short Circuit Protection | Continuous | | | | | |

General Specifications

| Parameter | Conditions | Min. | Typ. | Max. | Unit |
|----------------------------------|--|-----------|------|------|-------|
| I/O Isolation Voltage (rated) | 60 Seconds | 1500 | --- | --- | VDC |
| I/O Isolation Resistance | 500 VDC | 1000 | --- | --- | MΩ |
| I/O Isolation Capacitance | 100KHz, 1V | --- | --- | 50 | pF |
| Switching Frequency | | --- | 220 | --- | KHz |
| MTBF(calculated) | MIL-HDBK-217F@25°C, Ground Benign | 2,800,000 | --- | --- | Hours |
| Moisture Sensitivity Level (MSL) | IPC/JEDEC J-STD-020D.1 | Level 2 | | | |
| Safety Approvals(pending) | CSA 60950-1 recognition, IEC/EN 60950-1(CB-scheme) | | | | |

Input Fuse (recommended)

| 5V Input Models | 12V Input Models | 24V Input Models | 48V Input Models |
|----------------------|----------------------|----------------------|---------------------|
| 500mA Slow-Blow Type | 250mA Slow-Blow Type | 120mA Slow-Blow Type | 60mA Slow-Blow Type |

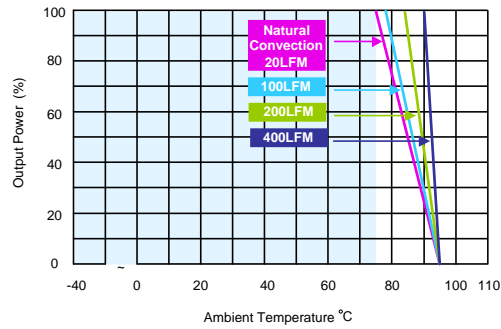
Remote On/Off Control

| Parameter | Conditions | Min. | Typ. | Max. | Unit |
|-----------------------|--|------|------|------|------|
| Converter On | Open or high impedance | | | | |
| Converter Off | 2~4mA current applied via 1Kohm resistor | | | | |
| Standby Input Current | Supply Off & Nominal Vin | --- | 2.5 | --- | mA |

Environmental Specifications

| Parameter | Conditions | Min. | Max. | Unit |
|--|--------------------|------|------|----------|
| Operating Ambient Temperature Range (See Power Derating Curve) | Natural Convection | -40 | +85 | °C |
| Case Temperature | | --- | +95 | °C |
| Storage Temperature | | -55 | +125 | °C |
| Humidity (non condensing) | | --- | 95 | % rel. H |
| Lead Temperature (1.5mm from case for 10Sec.) | | --- | 260 | °C |

Power Derating Curve

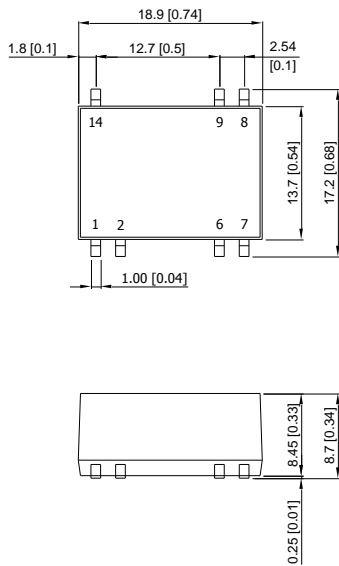


Notes

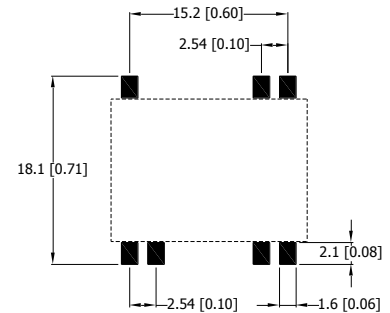
- 1 Specifications typical at $T_a=+25^{\circ}\text{C}$, resistive load, nominal input voltage, rated output current unless otherwise noted.
- 2 We recommend to protect the converter by a slow blow fuse in the input supply line.
- 3 Other input and output voltage may be available, please contact factory.
- 4 That "natural convection" is about 20LFM but is not equal to still air (0 LFM).
- 5 Specifications are subject to change without notice.

Package Specifications

Mechanical Dimensions



Connecting Pin Patterns



- ▶ All dimensions in mm (inches)
- ▶ Tolerance: $X.X \pm 0.5$ ($X.XX \pm 0.02$)
 $X.XX \pm 0.25$ ($X.XXX \pm 0.01$)
- ▶ Pins $\pm 0.05 (\pm 0.002)$

Pin Connections

| Pin | Single Output | Dual Output |
|-----|---------------|---------------|
| 1 | -Vin | -Vin |
| 2 | Remote On/Off | Remote On/Off |
| 6 | NC | Common |
| 7 | NC | -Vout |
| 8 | +Vout | +Vout |
| 9 | -Vout | Common |
| 14 | +Vin | +Vin |

NC: No Connection

Physical Characteristics

| | |
|---------------|---|
| Case Size | : 18.9x13.7x8.45mm (0.74x0.54x0.33 inches) |
| Case Material | : Non-Conductive Black Plastic (flammability to UL 94V-0 rated) |
| Pin Material | : Phosphor bronze |
| Weight | : 4.5g |



| Part Numbering System | | | | | | |
|-----------------------|---------------|-------|-------------------|---------------|----------------|--------------------|
| S | K | 01 | S | 05 | 03 | A |
| Form factor | Family series | Watt | Number of Outputs | Input Voltage | Output Voltage | Option Code |
| D-DIP | A-Z | 01:1W | S - Single | 03:3.3V | 03:3.3V | A - Std. Functions |
| P-SIP | | 02:2W | D- Dual | 05: 5V | 05: 5V | |
| S-SMD | | 03:3W | | 12:12V | 12:12V | |
| | | 04:4W | | 24: 24V | 15: 15V | |
| | | 06:6W | | 48:48V | 24: 24V | |

WARRANTY

Delta offers a three(3) years limited warranty. Complete warranty information is listed on our web site or is available upon request from Delta.

Information furnished by Delta is believed to be accurate and reliable. However, no responsibility is assumed by Delta for its use, nor for any infringements of patents or other rights of third parties, which may result from its use. No license is granted by implication or otherwise under any patent or patent rights of Delta. Delta reserves the right to revise these specifications at any time, without notice.

Компания «Океан Электроники» предлагает заключение долгосрочных отношений при поставках импортных электронных компонентов на взаимовыгодных условиях!

Наши преимущества:

- Поставка оригинальных импортных электронных компонентов напрямую с производств Америки, Европы и Азии, а так же с крупнейших складов мира;
- Широкая линейка поставок активных и пассивных импортных электронных компонентов (более 30 млн. наименований);
- Поставка сложных, дефицитных, либо снятых с производства позиций;
- Оперативные сроки поставки под заказ (от 5 рабочих дней);
- Экспресс доставка в любую точку России;
- Помощь Конструкторского Отдела и консультации квалифицированных инженеров;
- Техническая поддержка проекта, помощь в подборе аналогов, поставка прототипов;
- Поставка электронных компонентов под контролем ВП;
- Система менеджмента качества сертифицирована по Международному стандарту ISO 9001;
- При необходимости вся продукция военного и аэрокосмического назначения проходит испытания и сертификацию в лаборатории (по согласованию с заказчиком);
- Поставка специализированных компонентов военного и аэрокосмического уровня качества (Xilinx, Altera, Analog Devices, Intersil, Interpoint, Microsemi, Actel, Aeroflex, Peregrine, VPT, Syfer, Eurofarad, Texas Instruments, MS Kennedy, Miteq, Cobham, E2V, MA-COM, Hittite, Mini-Circuits, General Dynamics и др.);

Компания «Океан Электроники» является официальным дистрибьютором и эксклюзивным представителем в России одного из крупнейших производителей разъемов военного и аэрокосмического назначения «JONHON», а так же официальным дистрибьютором и эксклюзивным представителем в России производителя высокотехнологичных и надежных решений для передачи СВЧ сигналов «FORSTAR».



JONHON

«JONHON» (основан в 1970 г.)

Разъемы специального, военного и аэрокосмического назначения:

(Применяются в военной, авиационной, аэрокосмической, морской, железнодорожной, горно- и нефтедобывающей отраслях промышленности)

«FORSTAR» (основан в 1998 г.)

ВЧ соединители, коаксиальные кабели, кабельные сборки и микроволновые компоненты:

(Применяются в телекоммуникациях гражданского и специального назначения, в средствах связи, РЛС, а так же военной, авиационной и аэрокосмической отраслях промышленности).



Телефон: 8 (812) 309-75-97 (многоканальный)

Факс: 8 (812) 320-03-32

Электронная почта: ocean@oceanchips.ru

Web: <http://oceanchips.ru/>

Адрес: 198099, г. Санкт-Петербург, ул. Калинина, д. 2, корп. 4, лит. А