


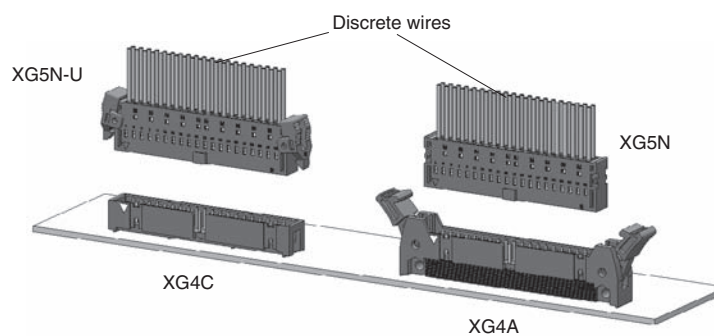
Crimped MIL Connector Sockets for Discrete Wires XG5N/XG5N-U

Crimped Sockets for Discrete Wires Join the MIL Connector Series

- XG5N-U Sockets with OMRON's unique lock enable one-hand insertion with a secure lock.
Save up to 24% of the space required for the XG4A.



Conceptual Application Diagram



Ratings and Characteristics

Rated current	3 A/contact (with AWG22 wire) 2 A/contact (with AWG24 wire) 1 A/contact (with AWG26 or AWG28 wire)
Rated voltage	250 VAC
Contact resistance	20 mΩ max. (at 20 mV, 100 mA max.)
Insulation resistance	1,000 MΩ min. (at 500 V DC)
Withstand voltage	500 VAC for 60 s (leakage current: 1 mA max.)
Total insertion force	No. of contacts × 1.96 N max.
Individual pull-out force	0.29 N min.
Insertion durability	50 times
Ambient operating temperature	-55 to 105°C (with no icing at low temperature)


Applicable Contacts and Wires

Applicable Contacts	Applicable wires	
	AWG No. (UL1007 twisted wires)	Conductor construction (elements/element diameter (mm))
XG5W-0231	22	17/0.16
	24	11/0.16
	26	7/0.16
XG5W-0232	24	11/0.16
	26	7/0.16
	28	7/0.127

Materials and Finish

Housing	Fiber-glass reinforced PBT resin (UL94 V-2)/black	
Lock Levers	POM resin (UL94 HB)/black	
Contacts	Mating end	Phosphor bronze/nickel base, gold plated (0.15 μm)
	Crimped section	Phosphor bronze/nickel base, tin plated (2.0 μm)

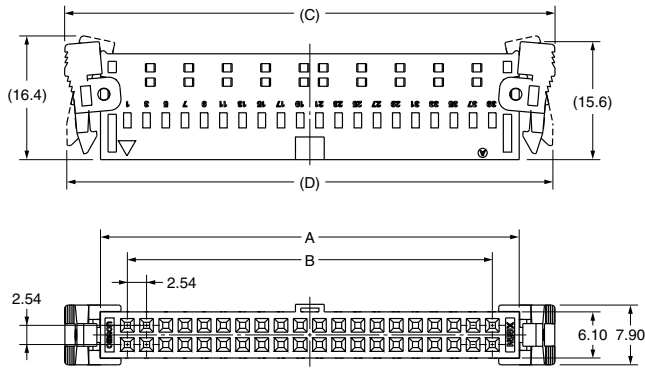
Mating



■ Dimensions

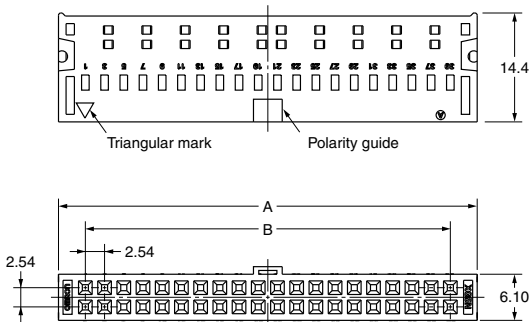
(Unit: mm)

XG5N-U (with Lock Levers Attached)



Dimension (mm) No. of contacts	A	B	C	D
10	17.26	10.16	26.80	26.20
14	22.34	15.24	31.88	31.28
16	24.88	17.78	34.42	33.82
20	29.96	22.86	39.50	38.90
26	37.58	30.48	47.12	46.52
30	42.66	35.56	52.20	51.60
34	47.74	40.64	57.28	56.68
40	55.36	48.26	64.90	64.30
50	68.06	60.96	77.60	77.00
60	80.76	73.66	90.30	89.70
64	85.84	78.74	95.38	94.78

XG5N



■ Ordering Information

Appearance		Socket and Lock Set Note: The Locks and Sockets are provided separately.	Socket Housing	Lock Levers *1	Crimp Contacts, Type 1	Crimp Contacts, Type 2
No. of contacts	No. of polarity guides	Model	Model	Model	Model	Model
10	0	XG5N-100-U	XG5N-100	XG5U-0001	XG5W-0231 (loose contacts)	XG5W-0232 (loose contacts)
	1	XG5N-101-U	XG5N-101			
14	1	XG5N-141-U	XG5N-141			
16	1	XG5N-161-U	XG5N-161			
20	1	XG5N-201-U	XG5N-201			
26	1	XG5N-261-U	XG5N-261			
30	1	XG5N-301-U	XG5N-301			
34	1	XG5N-341-U	XG5N-341			
40	1	XG5N-401-U	XG5N-401			
50	1	XG5N-501-U	XG5N-501			
	2	XG5N-502-U	XG5N-502			
60	1	XG5N-601-U	XG5N-601			
	2	XG5N-602-U	XG5N-602			
64	1	XG5N-641-U	XG5N-641			
	2	XG5N-642-U	XG5N-642			

*1. Each XG5N-□□□ Connector requires two Lock Levers.

*2. Order the required number of reels (10,000 contacts).

Note: The pitch between the two polarity guides on Connectors with 50, 60, or 64 contacts is 22.86 mm.

Specified Tools

Manual Crimping Tool


XY2B-7007



Model
XY2B-7007

Contact Removal Tool

XY2E-0003



Model
XY2E-0003

Automatic Applicator

Use an Applicator that is manufactured by Japan Automatic Machine Co., Ltd. Contact information is provided below.

Japan:

Japan Automatic Machine Co., Ltd.

TEL 03-3756-1434

China:

Japan Automatic Machine Technology (Huizhou) Ltd.

6-1-B, Songshan Industrial Park, Huizhou Zhongkai Hi-Tech

Industrial Development Zone, Huizhou, Guangdong, China

TEL(86-752)2771-614 FAX(86-752)2771-619

South-eastern Asia:

Japan Automatic Machine Singapore Pte. Ltd.

HB Centre 12 Tannery Road #04-02, Singapore 347722

TEL 65-6545-8140 FAX 65-6545-8141

USA, Europe:

Toyojamco, Ltd.

8370 Burnahm Road Suite 200 EL Paso, TX 79907 USA

TEL (915)595-8825 FAX (915)595-8794

	Crimping Machine	Strip Crimper
Crimp Contacts, Type 1	Planned for the near future. *1	SCA-106700 *2
Crimp Contacts, Type 2		

*1. Inquire for details.

*2. This model number is for standard specifications. Inquire for other specifications.

Safety Precautions

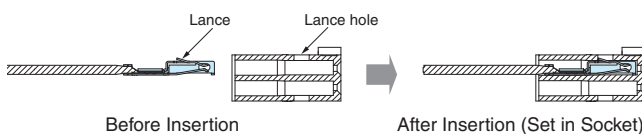
Crimping Method

Always use the specified Crimping Tool or Applicator to wire the crimped contacts.

Refer to the instruction sheet that is provided separately for details.

Contact Insertion Method

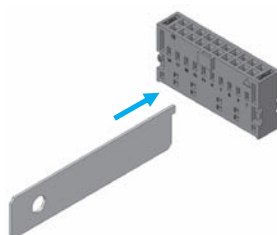
Confirm the orientation of the crimped contacts and then insert them all the way to the back of the Socket. After insertion, confirm that the lances are securely set in the lance holes on the socket housing.



Contact Replacement Method

To remove contacts that have been incorrectly inserted, always use the XY2E-0003 Contact Removal Tool.

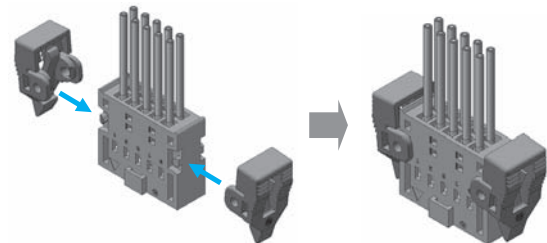
- (1) Insert the end of the Removal Tool into the lance hole in the socket housing and press the lance all the way inside the socket housing.
- (2) While pressing in on the lance, pull out the Contact.
- (3) Insert a new Contact.



Note: Do not use any Contacts that have been removed.

Attaching the Lock Levers

Attach the holes in the Lock Levers to the protrusions on both sides of the housing and make sure that they are set securely.



Precautions for Correct Use

When mating the Sockets with XG4C Box Plugs, always use the XG5U-0001 Lock Levers. Otherwise the Connectors may become disconnected due to vibration or shock.

Storage

- (1) Do not store the Sockets in locations subject to dust or high humidity.
- (2) Do not store the Sockets in locations close to sources of gases such as ammonia gas or sulfide gas.

- Application examples provided in this document are for reference only. In actual applications, confirm equipment functions and safety before using the product.
- Consult your OMRON representative before using the product under conditions which are not described in the manual or applying the product to nuclear control systems, railroad systems, aviation systems, vehicles, combustion systems, medical equipment, amusement machines, safety equipment, and other systems or equipment that may have a serious influence on lives and property if used improperly. Make sure that the ratings and performance characteristics of the product provide a margin of safety for the system or equipment, and be sure to provide the system or equipment with double safety mechanisms.

Note: Do not use this document to operate the Unit.

Компания «Океан Электроники» предлагает заключение долгосрочных отношений при поставках импортных электронных компонентов на взаимовыгодных условиях!

Наши преимущества:

- Поставка оригинальных импортных электронных компонентов напрямую с производств Америки, Европы и Азии, а так же с крупнейших складов мира;
- Широкая линейка поставок активных и пассивных импортных электронных компонентов (более 30 млн. наименований);
- Поставка сложных, дефицитных, либо снятых с производства позиций;
- Оперативные сроки поставки под заказ (от 5 рабочих дней);
- Экспресс доставка в любую точку России;
- Помощь Конструкторского Отдела и консультации квалифицированных инженеров;
- Техническая поддержка проекта, помощь в подборе аналогов, поставка прототипов;
- Поставка электронных компонентов под контролем ВП;
- Система менеджмента качества сертифицирована по Международному стандарту ISO 9001;
- При необходимости вся продукция военного и аэрокосмического назначения проходит испытания и сертификацию в лаборатории (по согласованию с заказчиком);
- Поставка специализированных компонентов военного и аэрокосмического уровня качества (Xilinx, Altera, Analog Devices, Intersil, Interpoint, Microsemi, Actel, Aeroflex, Peregrine, VPT, Syfer, Eurofarad, Texas Instruments, MS Kennedy, Miteq, Cobham, E2V, MA-COM, Hittite, Mini-Circuits, General Dynamics и др.);

Компания «Океан Электроники» является официальным дистрибьютором и эксклюзивным представителем в России одного из крупнейших производителей разъемов военного и аэрокосмического назначения «JONHON», а так же официальным дистрибьютором и эксклюзивным представителем в России производителя высокотехнологичных и надежных решений для передачи СВЧ сигналов «FORSTAR».



JONHON

«JONHON» (основан в 1970 г.)

Разъемы специального, военного и аэрокосмического назначения:

(Применяются в военной, авиационной, аэрокосмической, морской, железнодорожной, горно- и нефтедобывающей отраслях промышленности)

«FORSTAR» (основан в 1998 г.)

ВЧ соединители, коаксиальные кабели, кабельные сборки и микроволновые компоненты:

(Применяются в телекоммуникациях гражданского и специального назначения, в средствах связи, РЛС, а так же военной, авиационной и аэрокосмической отраслях промышленности).



Телефон: 8 (812) 309-75-97 (многоканальный)

Факс: 8 (812) 320-03-32

Электронная почта: ocean@oceanchips.ru

Web: <http://oceanchips.ru/>

Адрес: 198099, г. Санкт-Петербург, ул. Калинина, д. 2, корп. 4, лит. А