

ANGELA-S

~10° spot beam

TECHNICAL SPECIFICATIONS:

Dimensions	Ø 119.5 mm
Height	74.3 mm
Fastening	socket
ROHS compliant	yes ⓘ

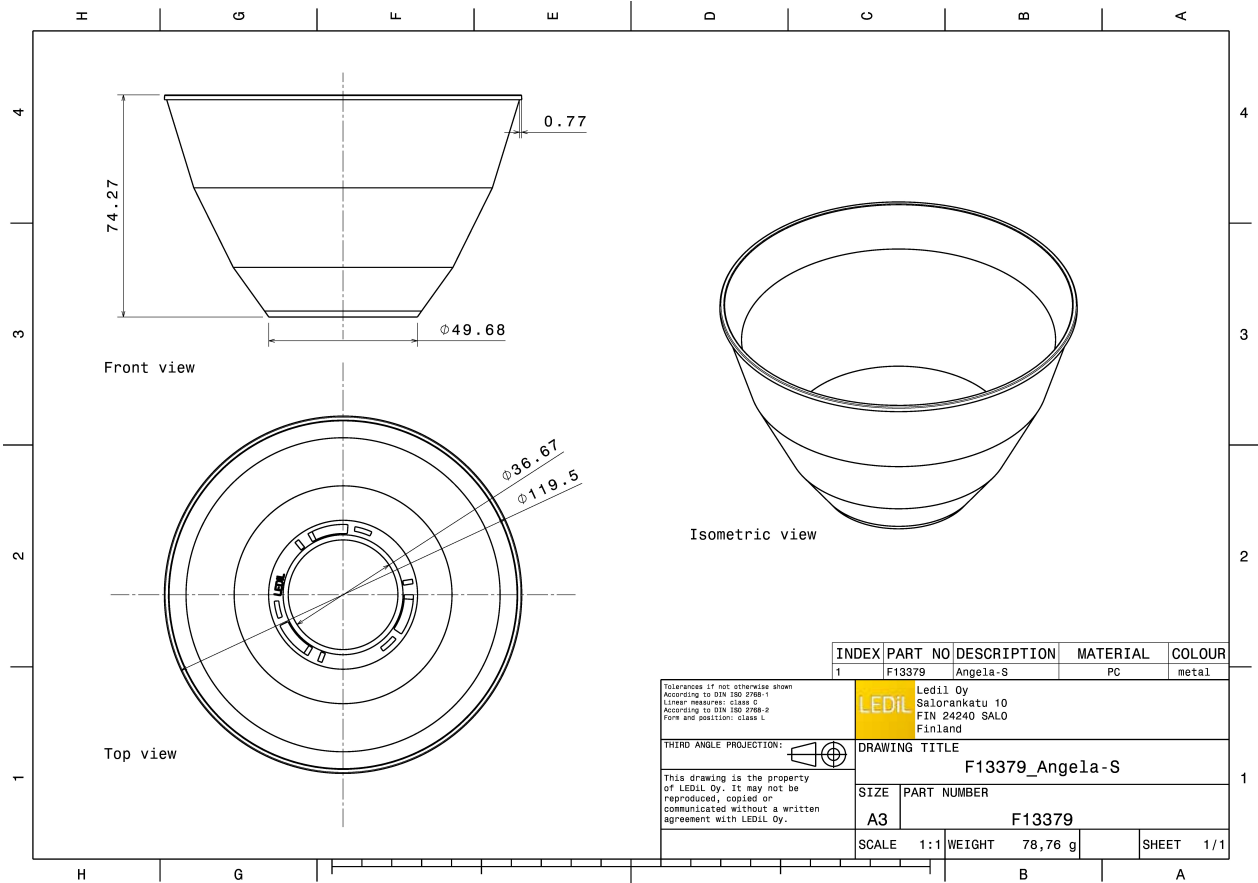
MATERIAL SPECIFICATIONS:

Component	Type	Material	Colour	Finish	Coating
ANGELA-S	Reflector	PC	metal		HMDS


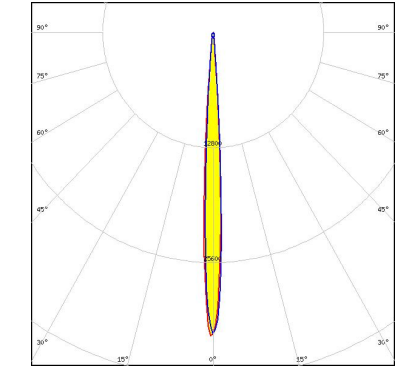

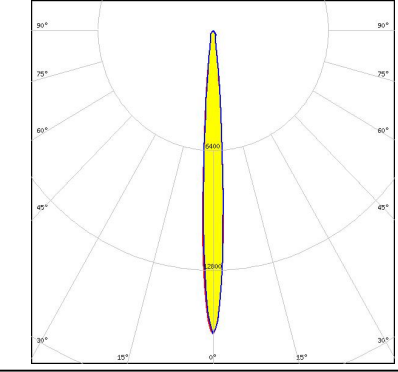

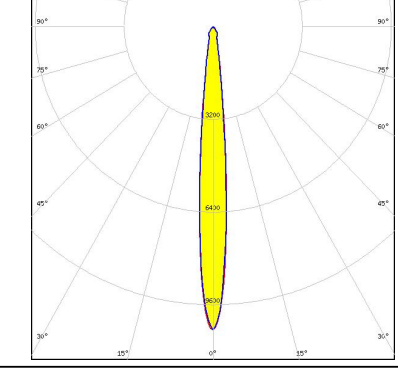

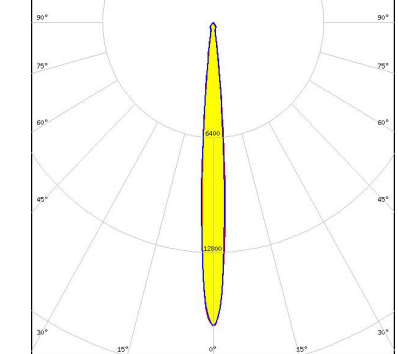


ORDERING INFORMATION:



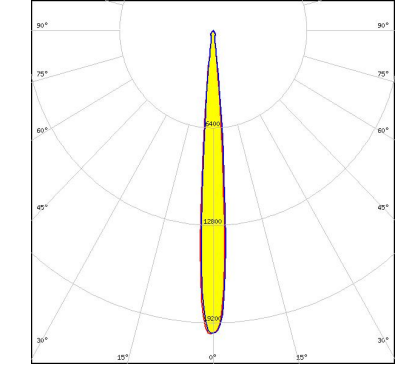

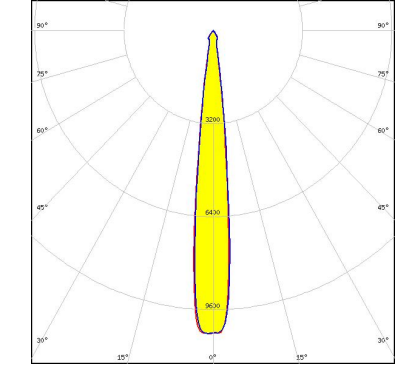

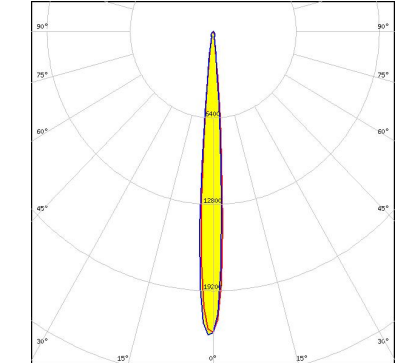
Component	Qty in box	MOQ	MPQ	Box weight (kg)
F13379_ANGELA-S » Box size: 398 x 298 x 265 mm	200	100	50	9.3




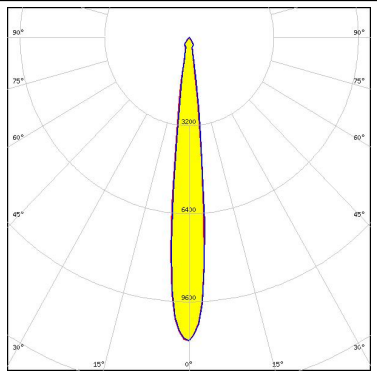

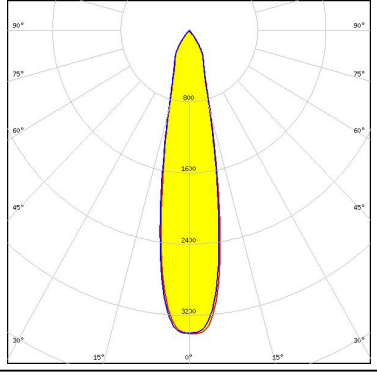

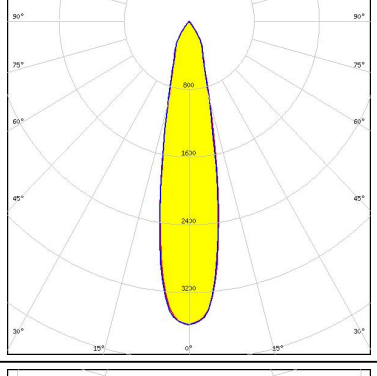

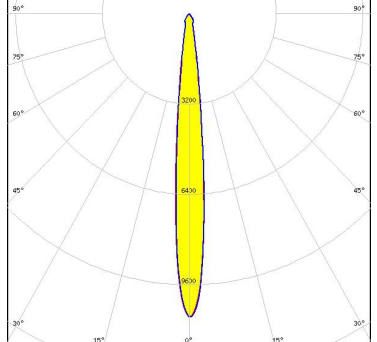
PHOTOMETRIC DATA (MEASURED):

<p>bridgelux.</p> <p>LED V10 Gen7 FWHM 6.0° Efficiency 89 % Peak intensity 33.8 cd/lm LEDs/each optic 1 Light colour White Required components: C13658_CLAMP-VERO13-18 Bender Wirth: 434 Typ L1</p>		
<p>bridgelux.</p> <p>LED V10 Gen7 FWHM 8.0° Efficiency 84 % Peak intensity 16.2 cd/lm LEDs/each optic 1 Light colour White Required components: C13658_CLAMP-VERO13-18 F13671_ANGE-RZ-LENS Bender Wirth: 434 Typ L1</p>		
<p>bridgelux.</p> <p>LED V13 Gen7 FWHM 10.0° Efficiency 86 % Peak intensity 10.5 cd/lm LEDs/each optic 1 Light colour White Required components: F13671_ANGE-RZ-LENS TE: 2213254-2 + OPTIC CLIP Z50 TYPE1 2213194-1</p>		
<p>bridgelux.</p> <p>LED V13 Gen7 FWHM 9.0° Efficiency 90 % Peak intensity 17 cd/lm LEDs/each optic 1 Light colour White Required components: TE: 2213254-2 + OPTIC CLIP Z50 TYPE1 2213194-1</p>		


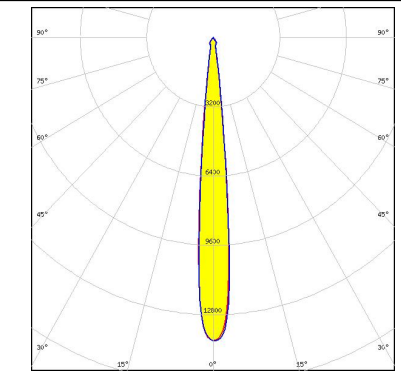

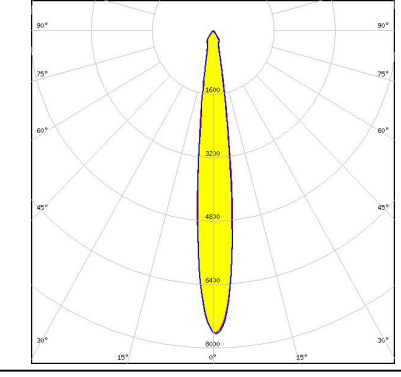

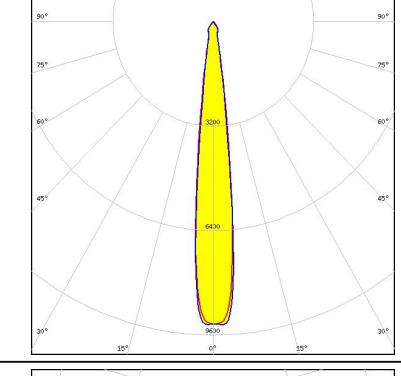

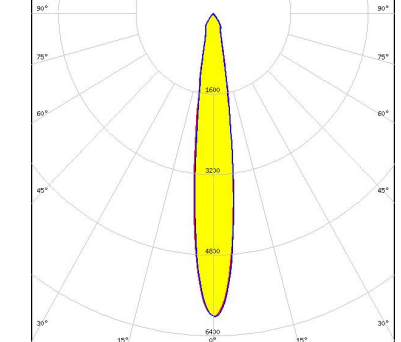
PHOTOMETRIC DATA (MEASURED):

<p>bridgelux.</p> <p>LED V15 Gen6 FWHM 10.0° Efficiency 92 % Peak intensity 15.3 cd/lm LEDs/each optic 1 Light colour White Required components: C13658_CLAMP-VERO13-18 Bender Wirth: 456 Typ L2</p>		
<p>bridgelux.</p> <p>LED Vero SE 13 FWHM 9.0° Efficiency 92 % Peak intensity 19.9 cd/lm LEDs/each optic 1 Light colour White Required components: C16402_CLAMP-VEROSE-13-18</p>		
<p>bridgelux.</p> <p>LED Vero SE 18 FWHM 12.0° Efficiency 91 % Peak intensity 10.5 cd/lm LEDs/each optic 1 Light colour White Required components: C16402_CLAMP-VEROSE-13-18</p>		
<p>bridgelux.</p> <p>LED VERO13 FWHM 8.0° Efficiency 94 % Peak intensity 22.5 cd/lm LEDs/each optic 1 Light colour White Required components: C13658_CLAMP-VERO13-18</p>		


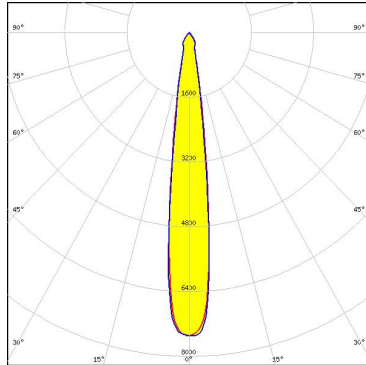

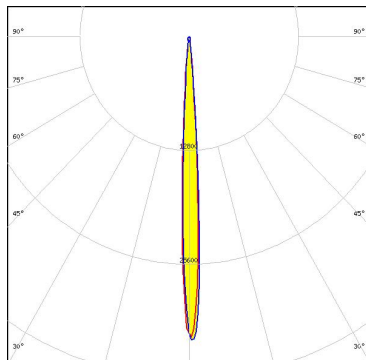

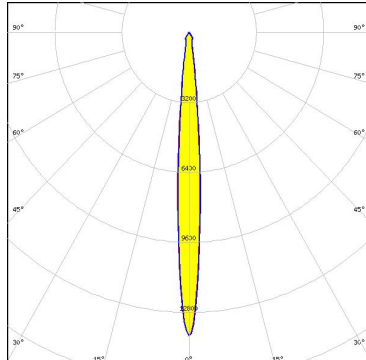

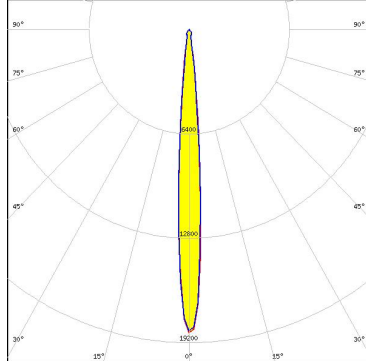
PHOTOMETRIC DATA (MEASURED):

<p>bridgelux.</p> <p>LED VERO18</p> <p>FWHM 12.0°</p> <p>Efficiency 93 %</p> <p>Peak intensity 11 cd/lm</p> <p>LEDs/each optic 1</p> <p>Light colour White</p> <p>Required components: C13658_CLAMP-VERO13-18</p>		
<p>bridgelux.</p> <p>LED VERO29</p> <p>FWHM 22.0°</p> <p>Efficiency 85 %</p> <p>Peak intensity 3.4 cd/lm</p> <p>LEDs/each optic 1</p> <p>Light colour White</p> <p>Required components: C13584_CLAMP-VERO29 F13671_ANGE-RZ-LENS</p>		
<p>bridgelux.</p> <p>LED VERO29</p> <p>FWHM 22.0°</p> <p>Efficiency 85 %</p> <p>Peak intensity 3.6 cd/lm</p> <p>LEDs/each optic 1</p> <p>Light colour White</p> <p>Required components: C13584_CLAMP-VERO29 F13671_ANGE-RZ-LENS</p>		
<p>bridgelux.</p> <p>LED Vesta TW 15mm DP</p> <p>FWHM 11.0°</p> <p>Efficiency 88 %</p> <p>Peak intensity 10.8 cd/lm</p> <p>LEDs/each optic 1</p> <p>Light colour Tunable White</p> <p>Required components: C13658_CLAMP-VERO13-18 F13671_ANGE-RZ-LENS Bender Wirth: 482 Typ L2</p>		

PHOTOMETRIC DATA (MEASURED):

<p>bridgelux.</p> <p>LED Vesta TW 15mm DP</p> <p>FWHM 11.0°</p> <p>Efficiency 92 %</p> <p>Peak intensity 14 cd/lm</p> <p>LEDs/each optic 1</p> <p>Light colour Tunable White</p> <p>Required components: C13658_CLAMP-VERO13-18 Bender Wirth: 482 Typ L2</p>		
<p>bridgelux.</p> <p>LED Vesta TW 18mm (31W) DP</p> <p>FWHM 13.0°</p> <p>Efficiency 87 %</p> <p>Peak intensity 7.7 cd/lm</p> <p>LEDs/each optic 1</p> <p>Light colour Tunable White</p> <p>Required components: C13584_CLAMP-VERO29 F13671_ANGE-RZ-LENS Bender Wirth: 483 Typ L3</p>		
<p>bridgelux.</p> <p>LED Vesta TW 18mm (31W) DP</p> <p>FWHM 13.0°</p> <p>Efficiency 92 %</p> <p>Peak intensity 9.3 cd/lm</p> <p>LEDs/each optic 1</p> <p>Light colour Tunable White</p> <p>Required components: C13584_CLAMP-VERO29 Bender Wirth: 483 Typ L3</p>		
<p>bridgelux.</p> <p>LED Vesta TW 22mm DP</p> <p>FWHM 15.0°</p> <p>Efficiency 87 %</p> <p>Peak intensity 6 cd/lm</p> <p>LEDs/each optic 1</p> <p>Light colour Tunable White</p> <p>Required components: C13584_CLAMP-VERO29 F13671_ANGE-RZ-LENS Bender Wirth: 494 Typ L3</p>		

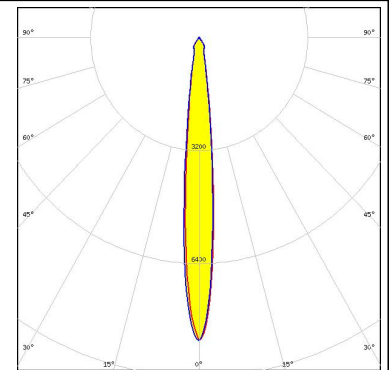
PHOTOMETRIC DATA (MEASURED):

<p>bridgelux</p> <p>LED Vesta TW 22mm DP</p> <p>FWHM 14.0°</p> <p>Efficiency 92 %</p> <p>Peak intensity 7.5 cd/lm</p> <p>LEDs/each optic 1</p> <p>Light colour Tunable White</p> <p>Required components: C13584_CLAMP-VERO29 Bender Wirth: 494 Typ L3</p>		
<p>CITIZEN</p> <p>LED CLL02x/CLU02x (LES10)</p> <p>FWHM 6.0°</p> <p>Efficiency 90 %</p> <p>Peak intensity 34.1 cd/lm</p> <p>LEDs/each optic 1</p> <p>Light colour White</p> <p>Required components: C13658_CLAMP-VERO13-18 Bender Wirth: 434 Typ L1</p>		
<p>CITIZEN</p> <p>LED CLL03x/CLU03x</p> <p>FWHM 9.0°</p> <p>Efficiency 88 %</p> <p>Peak intensity 14 cd/lm</p> <p>LEDs/each optic 1</p> <p>Light colour White</p> <p>Required components: IDEAL: 50-2103CT + 50-2100AN</p>		
<p>CITIZEN</p> <p>LED CLL03x/CLU03x</p> <p>FWHM 9.0°</p> <p>Efficiency 94 %</p> <p>Peak intensity 18.6 cd/lm</p> <p>LEDs/each optic 1</p> <p>Light colour White</p> <p>Required components: TE: 2213254-2 + OPTIC CLIP Z50 TYPE1 2213194-1</p>		

PHOTOMETRIC DATA (MEASURED):

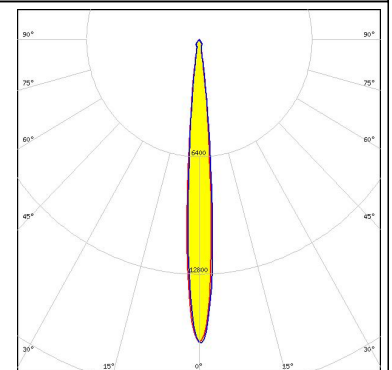
CITIZEN

LED CLL03x/CLU03x
 FWHM 11.0°
 Efficiency 84 %
 Peak intensity 8.6 cd/lm
 LEDs/each optic 1
 Light colour White
 Required components:
 F13671_ANGE-RZ-LENS
 IDEAL: 50-2103CT + 50-2100AN



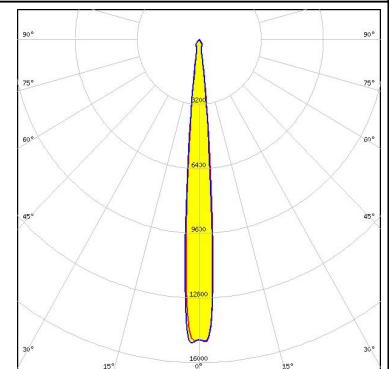

CITIZEN

LED CLL03x/CLU03x
 FWHM 9.0°
 Efficiency 93 %
 Peak intensity 16.6 cd/lm
 LEDs/each optic 1
 Light colour White
 Required components:
 C16791_CLAMP-Z45-A
 TE: 2325807-3



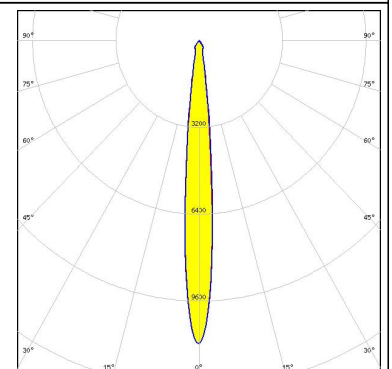
CITIZEN

LED CLL03x/CLU03x
 FWHM 10.0°
 Efficiency 88 %
 Peak intensity 15 cd/lm
 LEDs/each optic 1
 Light colour White
 Required components:
 C13658_CLAMP-VERO13-18
 Bender Wirth: 433 Typ L1



CITIZEN

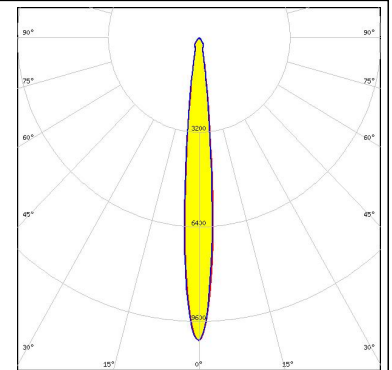
LED CLL03x/CLU03x
 FWHM 10.0°
 Efficiency 89 %
 Peak intensity 11.2 cd/lm
 LEDs/each optic 1
 Light colour White
 Required components:
 C16791_CLAMP-Z45-A
 F13671_ANGE-RZ-LENS
 TE: 2325807-3



PHOTOMETRIC DATA (MEASURED):

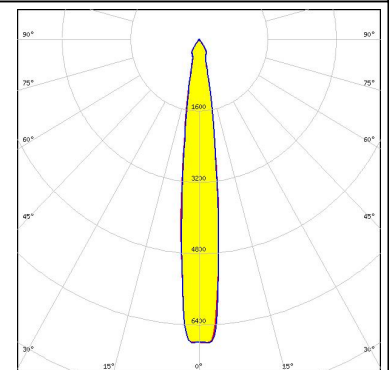
CITIZEN

LED CLL03x/CLU03x
FWHM 11.0°
Efficiency 85 %
Peak intensity 10 cd/lm
LEDs/each optic 1
Light colour White
Required components:
F13671_ANGE-RZ-LENS
TE: 2213254-2 + OPTIC CLIP Z50 TYPE1 2213194-1





CITIZEN

LED CLL04x/CLU04x
FWHM 14.0°
Efficiency 89 %
Peak intensity 6.8 cd/lm
LEDs/each optic 1
Light colour White
Required components:
C13584_CLAMP-VERO29
Bender Wirth: 431 Typ L3



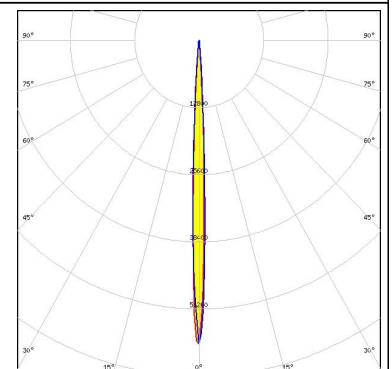
CITIZEN

LED CLL04x/CLU04x
FWHM 16.0°
Efficiency 85 %
Peak intensity 5.2 cd/lm
LEDs/each optic 1
Light colour White
Required components:
F13671_ANGE-RZ-LENS
IDEAL: 50-2204-CT + 50-2100AN



CITIZEN

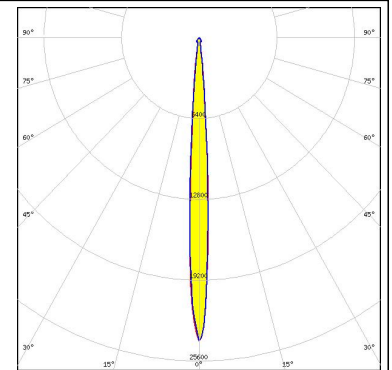

LED CLU700/701/702
FWHM 5.0°
Efficiency 88 %
Peak intensity 57.8 cd/lm
LEDs/each optic 1
Light colour White
Required components:
C13658_CLAMP-VERO13-18
Bender Wirth: 434 Typ L1



PHOTOMETRIC DATA (MEASURED):

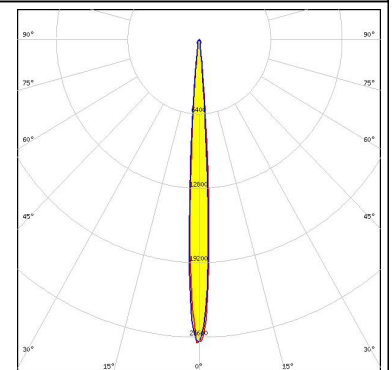
CITIZEN

LED CLU720/721
 FWHM 7.0°
 Efficiency 94 %
 Peak intensity 24 cd/lm
 LEDs/each optic 1
 Light colour White
 Required components:
 TE: 2213254-2 + OPTIC CLIP Z50 TYPE1 2213194-1



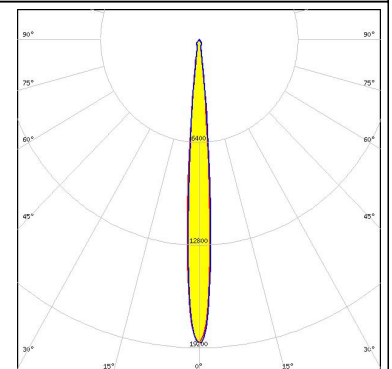
CITIZEN

LED CLU720/721
 FWHM 7.0°
 Efficiency 88 %
 Peak intensity 26.1 cd/lm
 LEDs/each optic 1
 Light colour White
 Required components:
 C13658_CLAMP-VERO13-18
 Bender Wirth: 433 Typ L1



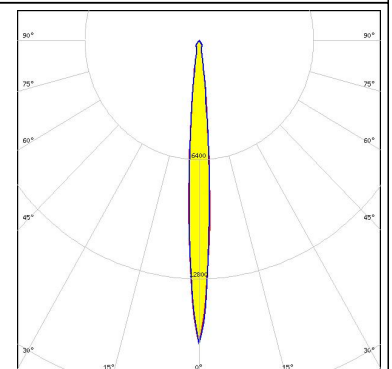
CITIZEN

LED CLU730/731
 FWHM 8.5°
 Efficiency 91 %
 Peak intensity 18.9 cd/lm
 LEDs/each optic 1
 Light colour White
 Required components:
 C13584_CLAMP-VERO29
 Bender Wirth: 471 Typ L3



CITIZEN

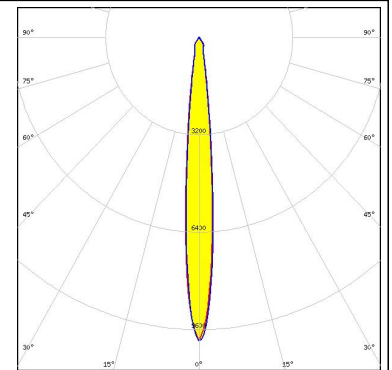
LED CLU730/731
 FWHM 8.0°
 Efficiency 88 %
 Peak intensity 16.3 cd/lm
 LEDs/each optic 1
 Light colour White
 Required components:
 IDEAL: 50-2204-CT + 50-2100AN



PHOTOMETRIC DATA (MEASURED):

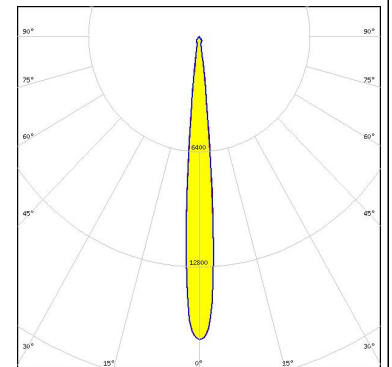
CITIZEN

LED CLU730/731
 FWHM 10.0°
 Efficiency 85 %
 Peak intensity 10 cd/lm
 LEDs/each optic 1
 Light colour White
 Required components:
 F13671_ANGE-RZ-LENS
 IDEAL: 50-2204-CT + 50-2100AN



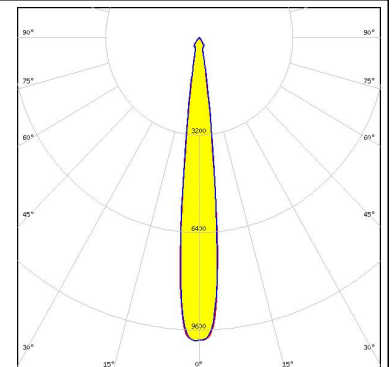

CREE

LED CMA1840
 FWHM 9.7°
 Efficiency 93 %
 Peak intensity 16.9 cd/lm
 LEDs/each optic 1
 Light colour White
 Required components:
 C14123_CLAMP-CXA15-18



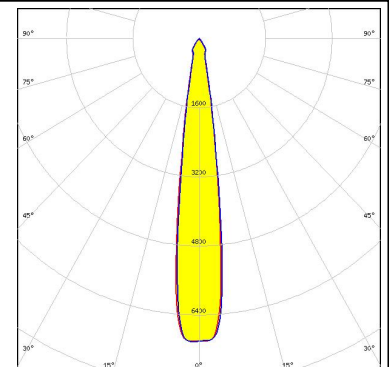
CREE

LED CMA2550
 FWHM 13.0°
 Efficiency 92 %
 Peak intensity 10 cd/lm
 LEDs/each optic 1
 Light colour White
 Required components:
 C14036_CLAMP_CXA25-30



CREE

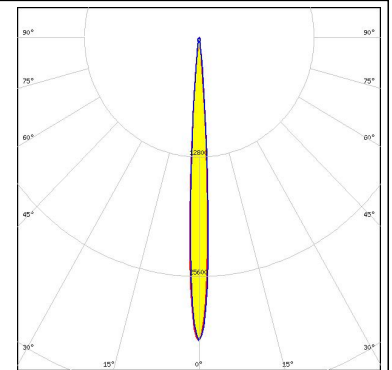
LED CMA3090
 FWHM 15.0°
 Efficiency 92 %
 Peak intensity 7 cd/lm
 LEDs/each optic 1
 Light colour White
 Required components:
 C14036_CLAMP_CXA25-30



PHOTOMETRIC DATA (MEASURED):

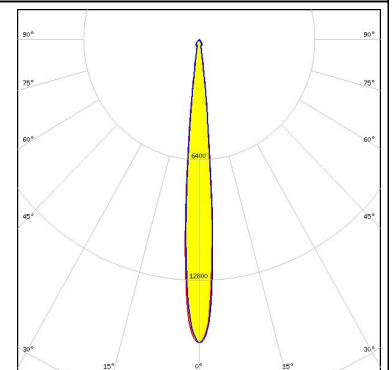
CREE 

LED CMT14xx
 FWHM 7.0°
 Efficiency 93 %
 Peak intensity 33 cd/lm
 LEDs/each optic 1
 Light colour White
 Required components:
 C13658_CLAMP-VERO13-18
 Bender Wirth: 434 Typ L1



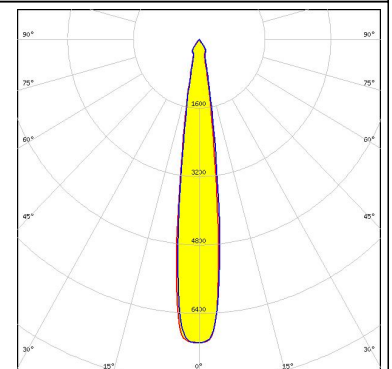

CREE 

LED CMT19xx
 FWHM 10.0°
 Efficiency 92 %
 Peak intensity 16.1 cd/lm
 LEDs/each optic 1
 Light colour White
 Required components:
 C13658_CLAMP-VERO13-18
 Bender Wirth: 477 Typ L1



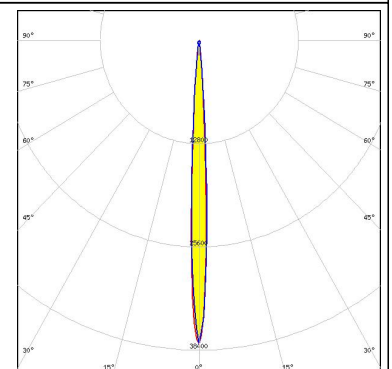
CREE 

LED CMT28xx
 FWHM 15.0°
 Efficiency 91 %
 Peak intensity 7.1 cd/lm
 LEDs/each optic 1
 Light colour White
 Required components:
 C13584_CLAMP-VERO29
 Bender Wirth: 471 Typ L3



CREE 

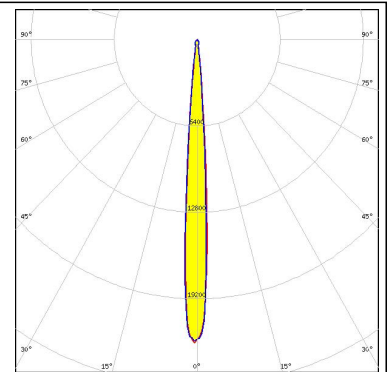
LED CXA/B 15xx
 FWHM 5.8°
 Efficiency 92 %
 Peak intensity 37.6 cd/lm
 LEDs/each optic 1
 Light colour White
 Required components:
 C13658_CLAMP-VERO13-18
 Bender Wirth: 441 Typ L1



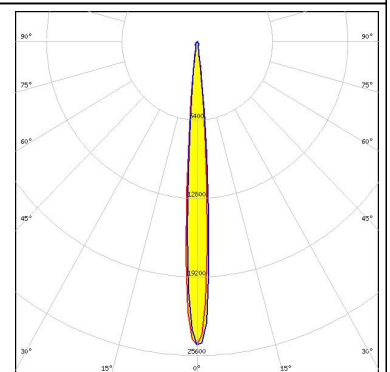
PHOTOMETRIC DATA (MEASURED):



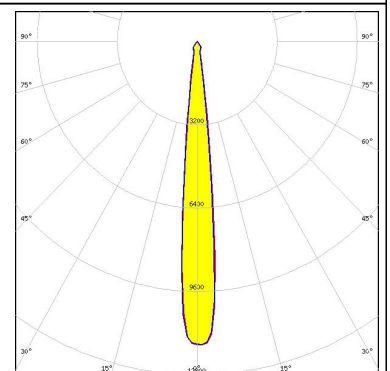
LED CXA/B 1816 & CXA/B 1820 & CXA 1850
 FWHM 8.0°
 Efficiency 89 %
 Peak intensity 22.6 cd/lm
 LEDs/each optic 1
 Light colour White
 Required components:
 C13658_CLAMP-VERO13-18
 Bender Wirth: 437 Typ L1



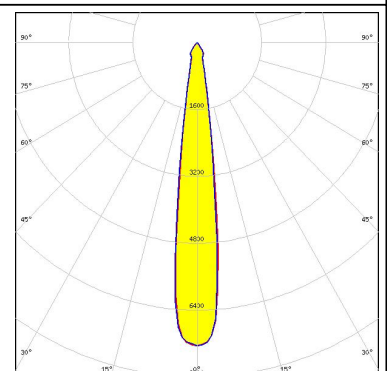
LED CXA/B 1816 & CXA/B 1820 & CXA 1850
 FWHM 9.0°
 Efficiency 91 %
 Peak intensity 24.7 cd/lm
 LEDs/each optic 1
 Light colour White
 Required components:
 C14123_CLAMP-CXA15-18



LED CXA/B 25xx
 FWHM 11.0°
 Efficiency 92 %
 Peak intensity 11.7 cd/lm
 LEDs/each optic 1
 Light colour White
 Required components:
 C14036_CLAMP_CXA25-30



LED CXA/B 30xx
 FWHM 14.0°
 Efficiency 92 %
 Peak intensity 7.3 cd/lm
 LEDs/each optic 1
 Light colour White
 Required components:
 C14036_CLAMP_CXA25-30



PHOTOMETRIC DATA (MEASURED):


EVERLIGHT

LED CHI3030 19W
 FWHM 14.0°
 Efficiency 85 %
 Peak intensity 6.1 cd/lm
 LEDs/each optic 1
 Light colour White
 Required components:
 C13584_CLAMP-VERO29
 F13671_ANGE-RZ-LENS
 Bender Wirth: 468 Typ L3



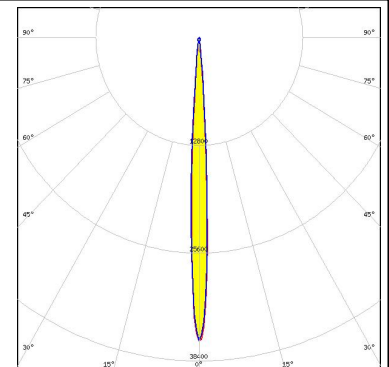
EVERLIGHT

LED CHI3030 29W
 FWHM 18.0°
 Efficiency 85 %
 Peak intensity 5.1 cd/lm
 LEDs/each optic 1
 Light colour White
 Required components:
 C13584_CLAMP-VERO29
 F13671_ANGE-RZ-LENS
 Bender Wirth: 468 Typ L3



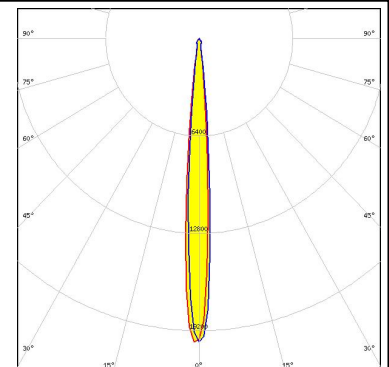
LUMILEDS

LED LUXEON CoB 1202/1203
 FWHM 6.0°
 Efficiency 91 %
 Peak intensity 36 cd/lm
 LEDs/each optic 1
 Light colour White
 Required components:
 C13658_CLAMP-VERO13-18
 Bender Wirth: 438 Typ L1



LUMILEDS

LED LUXEON CoB 1204/1205
 FWHM 8.0°
 Efficiency 94 %
 Peak intensity 19.9 cd/lm
 LEDs/each optic 1
 Light colour White
 Required components:
 TE: 2213130-2 + OPTIC CLIP Z50 TYPE1 2213194-1

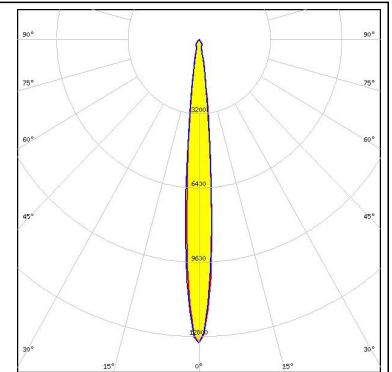


PHOTOMETRIC DATA (MEASURED):

LUMILEDS

LED LUXEON CoB 1204/1205
 FWHM 10.0°
 Efficiency 85 %
 Peak intensity 13.1 cd/lm
 LEDs/each optic 1
 Light colour White

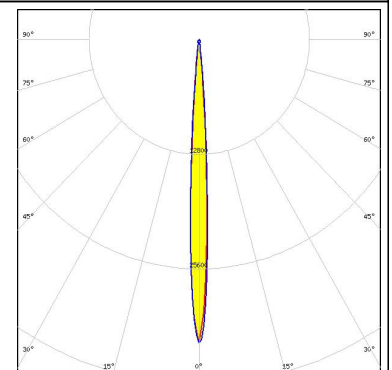

Required components:
 F13671_ANGE-RZ-LENS
 TE: 2213130-2 + OPTIC CLIP Z50 TYPE1 2213194-1



LUMILEDS

LED LUXEON CoB 1204HD
 FWHM 6.4°
 Efficiency 93 %
 Peak intensity 34 cd/lm
 LEDs/each optic 1
 Light colour White

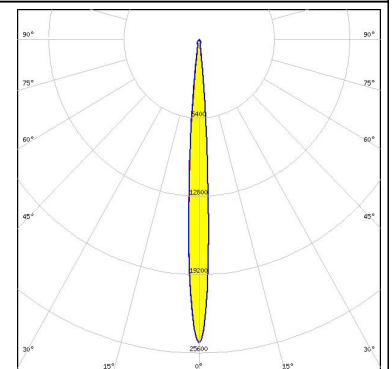

Required components:
 TE: 2213382-2 + OPTIC CLIP Z50 TYPE1 2213194-1



LUMILEDS

LED LUXEON CoB 1205HD
 FWHM 7.5°
 Efficiency 93 %
 Peak intensity 24.8 cd/lm
 LEDs/each optic 1
 Light colour White

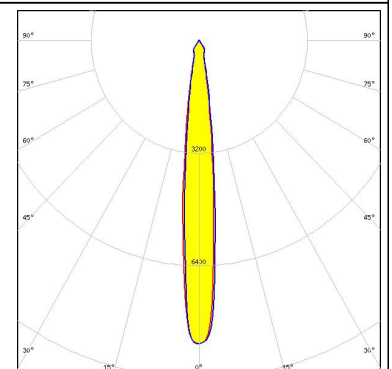
Required components:
 TE: 2213382-2 + OPTIC CLIP Z50 TYPE1 2213194-1




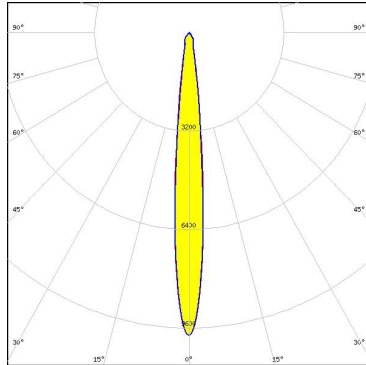

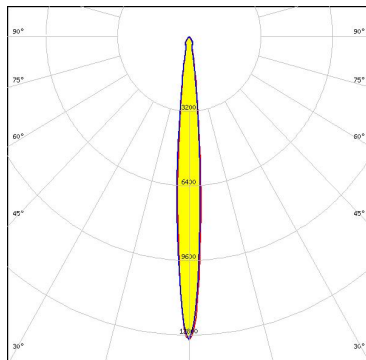

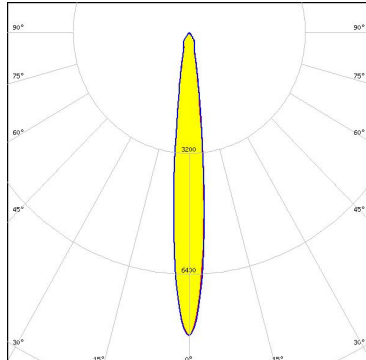

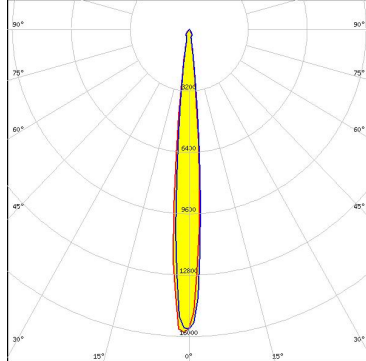
LUMILEDS

LED LUXEON CoB 1208
 FWHM 12.0°
 Efficiency 88 %
 Peak intensity 8.6 cd/lm
 LEDs/each optic 1
 Light colour White

Required components:
 IDEAL: 50-2204-CT + 50-2100AN



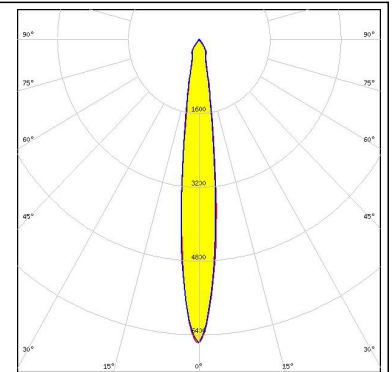
PHOTOMETRIC DATA (MEASURED):

<p>LUMILEDS</p> <p>LED LUXEON CoB 1208 FWHM 11.0° Efficiency 85 % Peak intensity 9.9 cd/lm LEDs/each optic 1 Light colour White</p> <p>Required components: F13671_ANGE-RZ-LENS TE: 2213130-2 + OPTIC CLIP Z50 TYPE1 2213194-1</p>		
<p>LUMILEDS</p> <p>LED LUXEON CoB 1208 FWHM 9.0° Efficiency 89 % Peak intensity 13 cd/lm LEDs/each optic 1 Light colour White</p> <p>Required components: IDEAL: 50-2100SH + 50-2100AN</p>		
<p>LUMILEDS</p> <p>LED LUXEON CoB 1208 FWHM 12.0° Efficiency 84 % Peak intensity 8 cd/lm LEDs/each optic 1 Light colour White</p> <p>Required components: F13671_ANGE-RZ-LENS IDEAL: 50-2100SH + 50-2100AN</p>		
<p>LUMILEDS</p> <p>LED LUXEON CoB 1208 FWHM 10.0° Efficiency 94 % Peak intensity 15.9 cd/lm LEDs/each optic 1 Light colour White</p> <p>Required components: TE: 2213130-2 + OPTIC CLIP Z50 TYPE1 2213194-1</p>		

PHOTOMETRIC DATA (MEASURED):

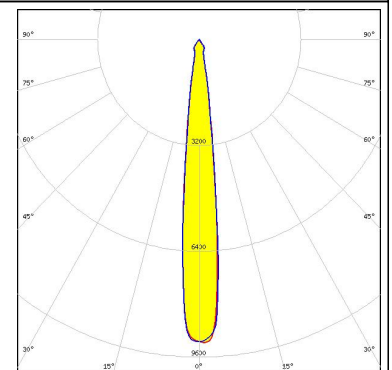
LUMILEDS

LED LUXEON CoB 1211
 FWHM 13.0°
 Efficiency 84 %
 Peak intensity 6.6 cd/lm
 LEDs/each optic 1
 Light colour White
 Required components:
 F13671_ANGE-RZ-LENS
 IDEAL: 50-2204-CT + 50-2100AN



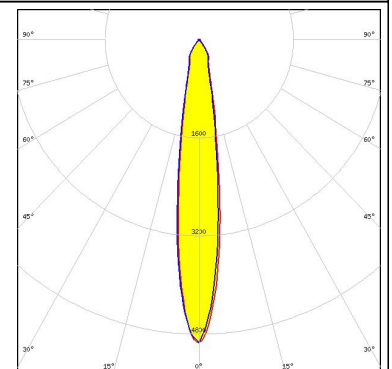

LUMILEDS

LED LUXEON CoB 1211
 FWHM 13.0°
 Efficiency 90 %
 Peak intensity 9.2 cd/lm
 LEDs/each optic 1
 Light colour White
 Required components:
 C13584_CLAMP-VERO29
 Bender Wirth: 431 Typ L3



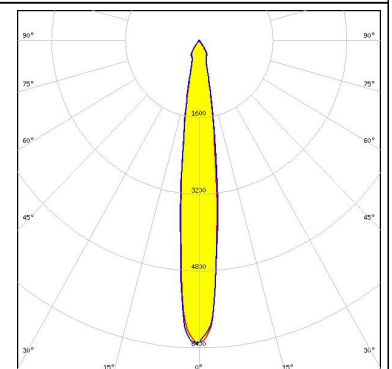

LUMILEDS

LED LUXEON CoB 1216/1812
 FWHM 16.0°
 Efficiency 84 %
 Peak intensity 4.9 cd/lm
 LEDs/each optic 1
 Light colour White
 Required components:
 F13671_ANGE-RZ-LENS
 IDEAL: 50-2204-CT + 50-2100AN



LUMILEDS

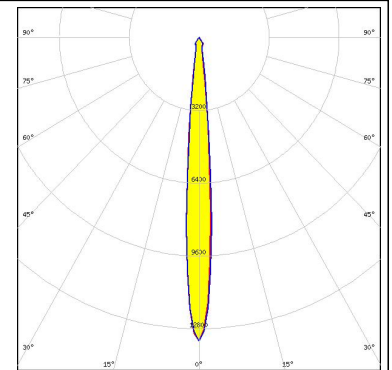
LED LUXEON CoB 1216/1812
 FWHM 14.0°
 Efficiency 88 %
 Peak intensity 6.3 cd/lm
 LEDs/each optic 1
 Light colour White
 Required components:
 IDEAL: 50-2204-CT + 50-2100AN



PHOTOMETRIC DATA (MEASURED):

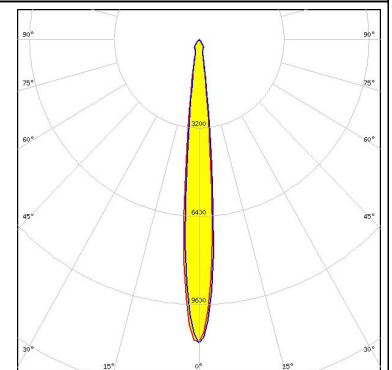
LUMILEDS

LED LUXEON K12
 FWHM 9.0°
 Efficiency 90 %
 Peak intensity 13 cd/lm
 LEDs/each optic 1
 Light colour White
 Required components:
 F13671_ANGE-RZ-LENS
 TE: 2213134-2 + OPTIC CLIP Z50 TYPE1 2213194-1



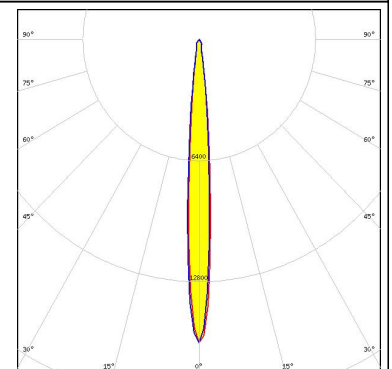
LUMILEDS

LED LUXEON K16
 FWHM 10.0°
 Efficiency 90 %
 Peak intensity 11 cd/lm
 LEDs/each optic 1
 Light colour White
 Required components:
 F13671_ANGE-RZ-LENS
 TE: 2213134-2 + OPTIC CLIP Z50 TYPE1 2213194-1



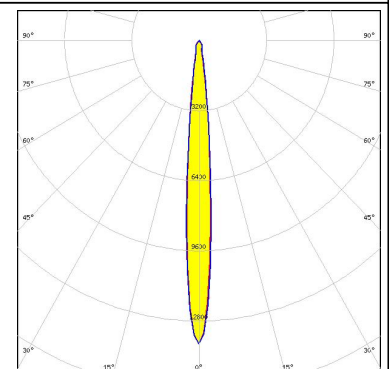
LUMILEDS

LED LUXEON S2000
 FWHM 9.0°
 Efficiency 87 %
 Peak intensity 16 cd/lm
 LEDs/each optic 1
 Light colour White
 Required components:
 C13395_CLAMP-S2000
 F13671_ANGE-RZ-LENS



LUMILEDS

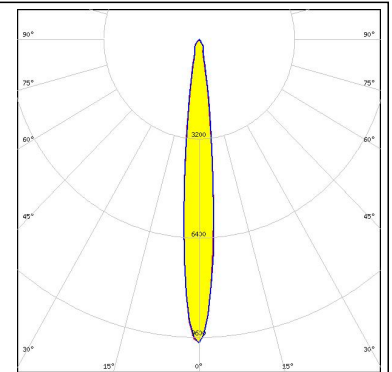
LED LUXEON S3000
 FWHM 10.0°
 Efficiency 87 %
 Peak intensity 13.8 cd/lm
 LEDs/each optic 1
 Light colour White
 Required components:
 C13397_CLAMP-S3000
 F13671_ANGE-RZ-LENS



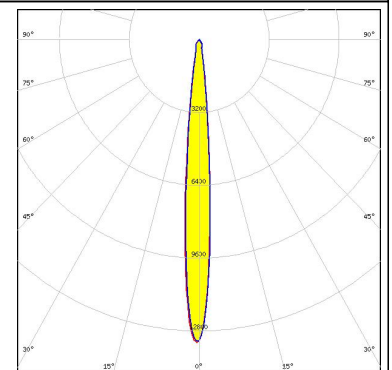
PHOTOMETRIC DATA (MEASURED):



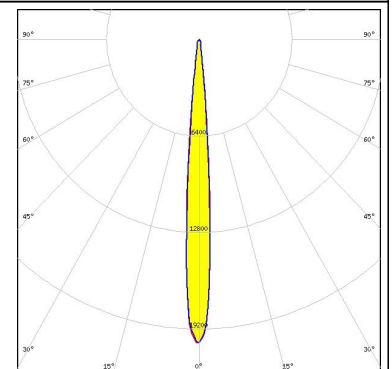

LED LUXEON S5000
FWHM 12.0°
Efficiency 86 %
Peak intensity 9.8 cd/lm
LEDs/each optic 1
Light colour White
Required components:
 C13399_CLAMP-S5000
 F13671_ANGE-RZ-LENS



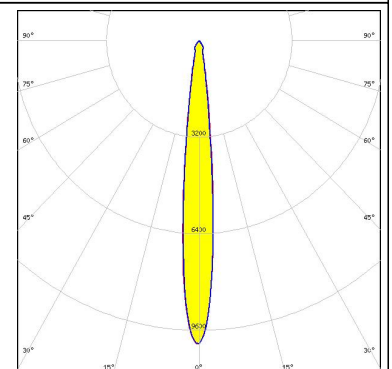
LED CDM-14 (Dim-To-Warm)
FWHM 9.5°
Efficiency 87 %
Peak intensity 13.4 cd/lm
LEDs/each optic 1
Light colour White
Required components:
 C13658_CLAMP-VERO13-18
 F13671_ANGE-RZ-LENS
 Bender Wirth: 491 Typ L2




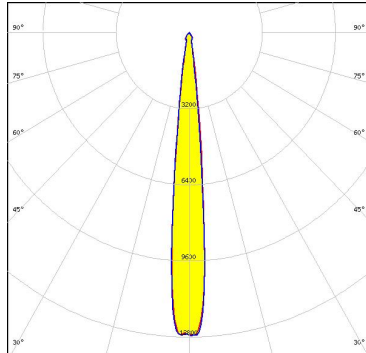

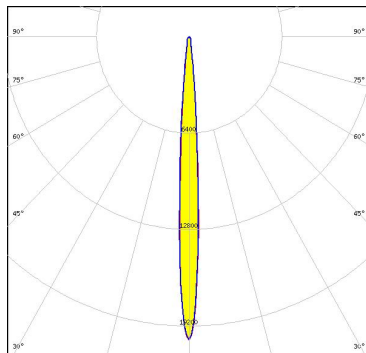

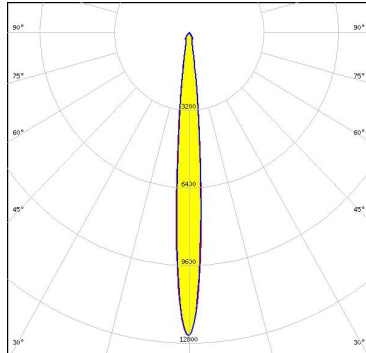

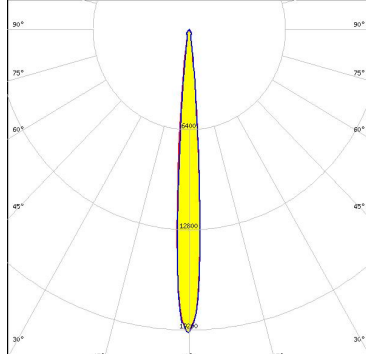
LED CDM-14 (Dim-To-Warm)
FWHM 8.6°
Efficiency 92 %
Peak intensity 20.3 cd/lm
LEDs/each optic 1
Light colour White
Required components:
 C13658_CLAMP-VERO13-18
 Bender Wirth: 491 Typ L2



LED CDM-18 (Dim-To-Warm)
FWHM 11.0°
Efficiency 88 %
Peak intensity 10 cd/lm
LEDs/each optic 1
Light colour White
Required components:
 C13658_CLAMP-VERO13-18
 F13671_ANGE-RZ-LENS
 Bender Wirth: 491 Typ L2



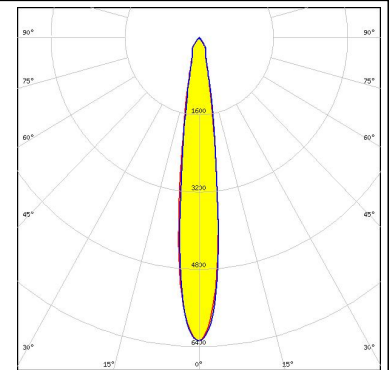
PHOTOMETRIC DATA (MEASURED):

<p>LUMINUS</p> <p>LED CDM-18 (Dim-To-Warm) FWHM 11.0° Efficiency 92 % Peak intensity 12.8 cd/Im LEDs/each optic 1 Light colour White</p> <p>Required components: C13658_CLAMP-VERO13-18 Bender Wirth: 491 Typ L2</p>		
<p>LUMINUS</p> <p>LED CDM-9 (Dim-To-Warm) FWHM 7.2° Efficiency 85 % Peak intensity 20.1 cd/Im LEDs/each optic 1 Light colour White</p> <p>Required components: C13658_CLAMP-VERO13-18 F13671_ANGE-RZ-LENS Bender Wirth: 490 Typ L1</p>		
<p>LUMINUS</p> <p>LED CTM-14 (Tunable White) FWHM 9.0° Efficiency 85 % Peak intensity 12.5 cd/Im LEDs/each optic 1 Light colour White</p> <p>Required components: C13584_CLAMP-VERO29 F13671_ANGE-RZ-LENS Bender Wirth: 442 Typ L3</p>		
<p>LUMINUS</p> <p>LED CTM-14 (Tunable White) FWHM 8.0° Efficiency 90 % Peak intensity 19.6 cd/Im LEDs/each optic 1 Light colour White</p> <p>Required components: C13584_CLAMP-VERO29 Bender Wirth: 442 Typ L3</p>		

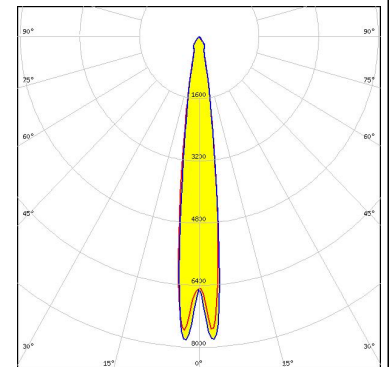

PHOTOMETRIC DATA (MEASURED):



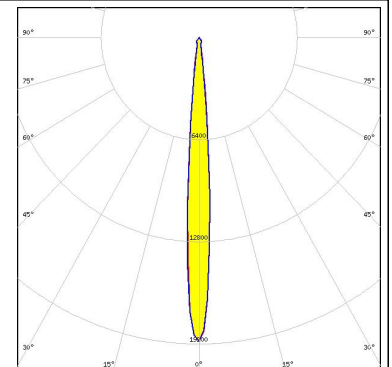
LED CTM-22 (Tunable White)
 FWHM 15.0°
 Efficiency 85 %
 Peak intensity 6.3 cd/lm
 LEDs/each optic 1
 Light colour White
 Required components:
 C13584_CLAMP-VERO29
 F13671_ANGE-RZ-LENS
 Bender Wirth: 494 Typ L3



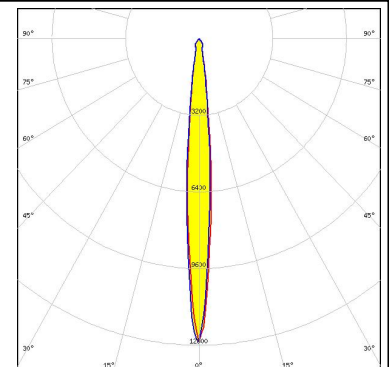

LED CTM-22 (Tunable White)
 FWHM 14.0°
 Efficiency 90 %
 Peak intensity 7.9 cd/lm
 LEDs/each optic 1
 Light colour White
 Required components:
 C13584_CLAMP-VERO29
 Bender Wirth: 494 Typ L3




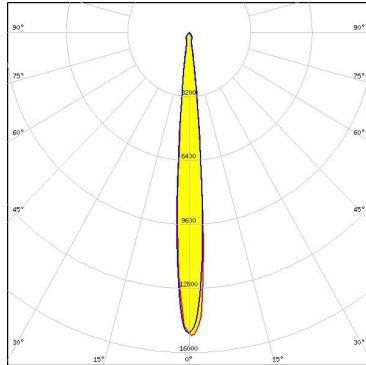

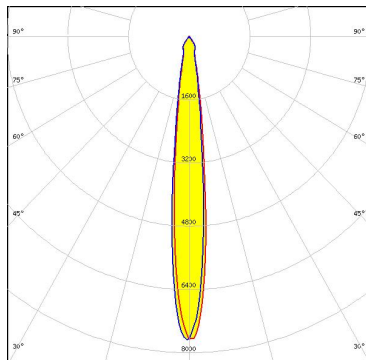

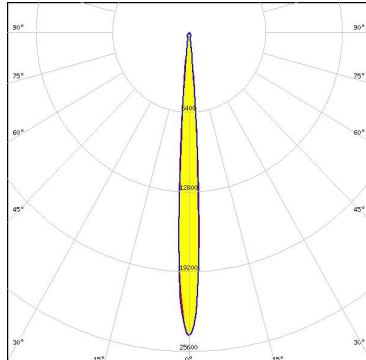

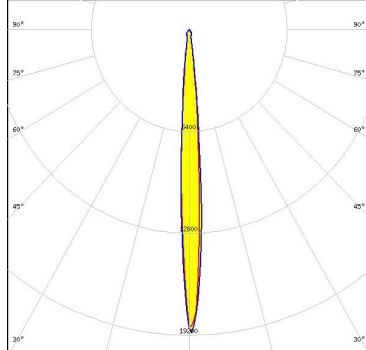
LED CxM-14 (19x19)
 FWHM 9.0°
 Efficiency 94 %
 Peak intensity 19 cd/lm
 LEDs/each optic 1
 Light colour White
 Required components:
 TE: 2213254-2 + OPTIC CLIP Z50 TYPE1 2213194-1



LED COB J-Type
 FWHM 9.0°
 Efficiency 91 %
 Peak intensity 12.7 cd/lm
 LEDs/each optic 1
 Light colour White
 Required components:
 IDEAL: 50-2103NC + 50-2100AN



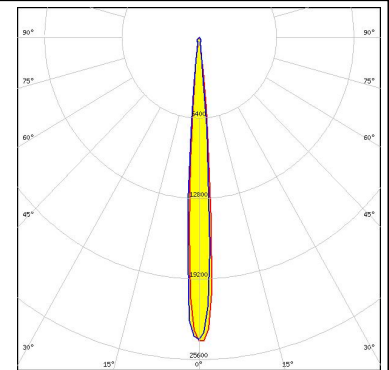
PHOTOMETRIC DATA (MEASURED):

<p>NICHIA</p> <p>LED COB J-Type FWHM 9.0° Efficiency 89 % Peak intensity 15.2 cd/lm LEDs/each optic 1 Light colour White Required components: C13658_CLAMP-VERO13-18 Bender Wirth: 463 Typ L2</p>		
<p>NICHIA</p> <p>LED COB J-Type FWHM 12.0° Efficiency 86 % Peak intensity 7.7 cd/lm LEDs/each optic 1 Light colour White Required components: F13671_ANGE-RZ-LENS IDEAL: 50-2103NC + 50-2100AN</p>		
<p>NICHIA</p> <p>LED COB L-Type (LES 11) FWHM 7.0° Efficiency 89 % Peak intensity 24.3 cd/lm LEDs/each optic 1 Light colour White Required components: C13658_CLAMP-VERO13-18 Bender Wirth: 438 Typ L1</p>		
<p>NICHIA</p> <p>LED COB L-Type (LES 11) FWHM 8.0° Efficiency 88 % Peak intensity 19 cd/lm LEDs/each optic 1 Light colour White Required components: IDEAL: 50-2100NC + 50-2100AN</p>		

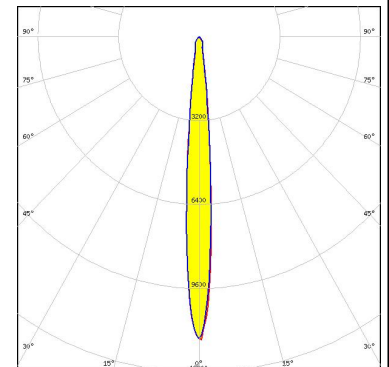
PHOTOMETRIC DATA (MEASURED):



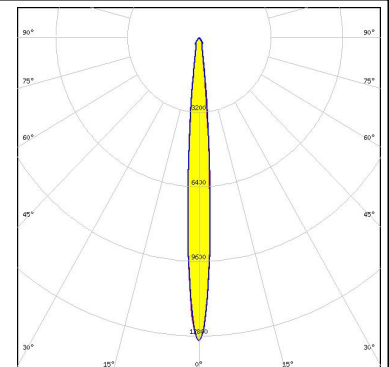
LED COB L-Type (LES 11)
 FWHM 8.0°
 Efficiency 94 %
 Peak intensity 24 cd/lm
 LEDs/each optic 1
 Light colour White
 Required components:
 Molex: 180580-0005



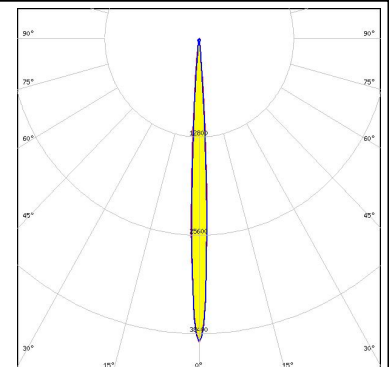
LED COB L-Type (LES 11)
 FWHM 9.0°
 Efficiency 84 %
 Peak intensity 12 cd/lm
 LEDs/each optic 1
 Light colour White
 Required components:
 F13671_ANGE-RZ-LENS
 IDEAL: 50-2100NC + 50-2100AN



LED COB L-Type (LES 11)
 FWHM 9.0°
 Efficiency 84 %
 Peak intensity 13 cd/lm
 LEDs/each optic 1
 Light colour White
 Required components:
 F13671_ANGE-RZ-LENS
 TE: 2213382-2 + OPTIC CLIP Z50 TYPE1 2213194-1



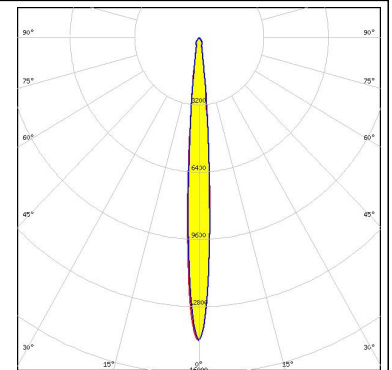

LED COB L-Type (LES 9)
 FWHM 6.0°
 Efficiency 93 %
 Peak intensity 39 cd/lm
 LEDs/each optic 1
 Light colour White
 Required components:
 C13658_CLAMP-VERO13-18
 Bender Wirth: 438 Typ L1



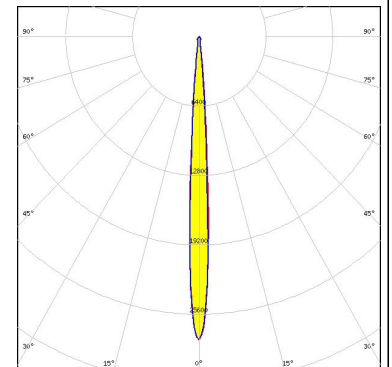

PHOTOMETRIC DATA (MEASURED):



LED NVCWJ024Z-V1MT: COB J-Type Tunable White
 FWHM 9.0°
 Efficiency 86 %
 Peak intensity 14.4 cd/lm
 LEDs/each optic 1
 Light colour White
 Required components:
 C13658_CLAMP-VERO13-18
 F13671_ANGE-RZ-LENS
 Bender Wirth: 498 Typ L2

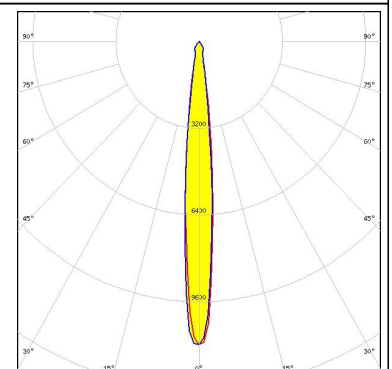



LED NVCWJ024Z-V1MT: COB J-Type Tunable White
 FWHM 7.0°
 Efficiency 91 %
 Peak intensity 28 cd/lm
 LEDs/each optic 1
 Light colour White
 Required components:
 C13658_CLAMP-VERO13-18
 Bender Wirth: 498 Typ L2



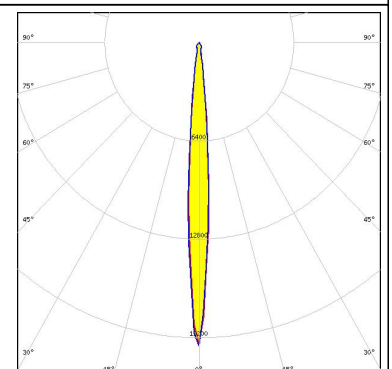
OSRAM

LED PrevaLED Core AC (LEP-2000)
 FWHM 11.0°
 Efficiency 92 %
 Peak intensity 11.2 cd/lm
 LEDs/each optic 1
 Light colour White
 Required components:
 TE: OPTIC CLIP Z50 TYPE1 2213194-1



OSRAM

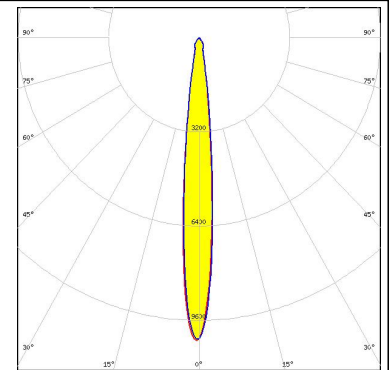
LED PrevaLED Core AC (LEP-800)
 FWHM 8.0°
 Efficiency 94 %
 Peak intensity 19.8 cd/lm
 LEDs/each optic 1
 Light colour White
 Required components:
 TE: OPTIC CLIP Z50 TYPE1 2213194-1



PHOTOMETRIC DATA (MEASURED):

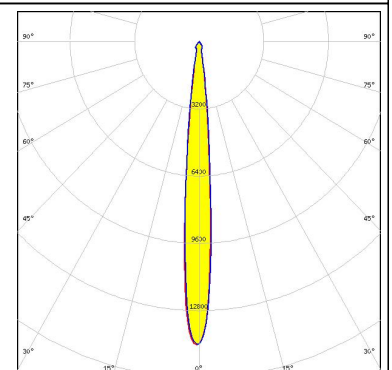

OSRAM

LED PrevaLED Core G7 L15 H1
 FWHM 11.0°
 Efficiency 89 %
 Peak intensity 10.3 cd/lm
 LEDs/each optic 1
 Light colour White
 Required components:
 C16685_CLAMP-PRV-A
 F13671_ANGE-RZ-LENS



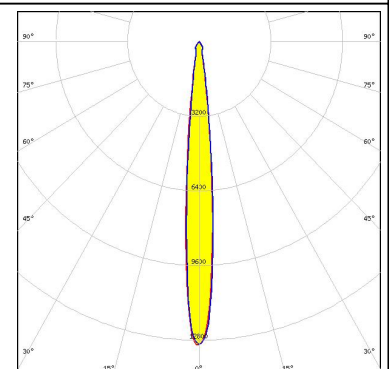
OSRAM

LED PrevaLED Core G7 L15 H1
 FWHM 10.0°
 Efficiency 93 %
 Peak intensity 14.4 cd/lm
 LEDs/each optic 1
 Light colour White
 Required components:
 C16685_CLAMP-PRV-A



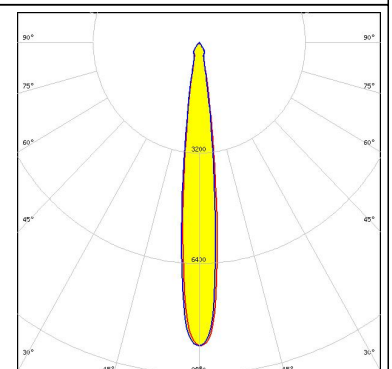
OSRAM

LED PrevaLED Core Z3 LES19
 FWHM 10.0°
 Efficiency 93 %
 Peak intensity 13 cd/lm
 LEDs/each optic 1
 Light colour White
 Required components:
 TE: OPTIC CLIP Z50 TYPE1 2213194-1



OSRAM

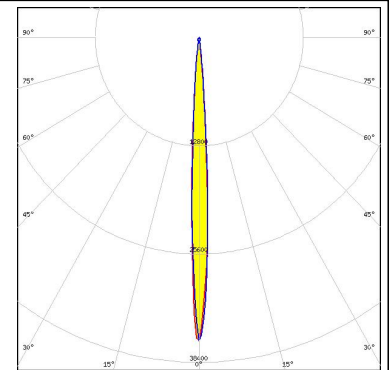
LED PrevaLED Core Z3 LES23
 FWHM 13.0°
 Efficiency 93 %
 Peak intensity 8.8 cd/lm
 LEDs/each optic 1
 Light colour White
 Required components:
 TE: OPTIC CLIP Z50 TYPE1 2213194-1



PHOTOMETRIC DATA (MEASURED):

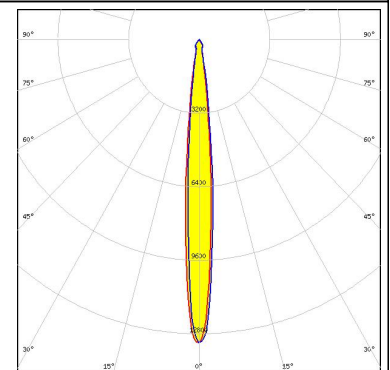
OSRAM

LED PrevaLED Core Z3 LES9
 FWHM 6.0°
 Efficiency 94 %
 Peak intensity 36 cd/lm
 LEDs/each optic 1
 Light colour White
 Required components:
 TE: OPTIC CLIP Z50 TYPE1 2213194-1



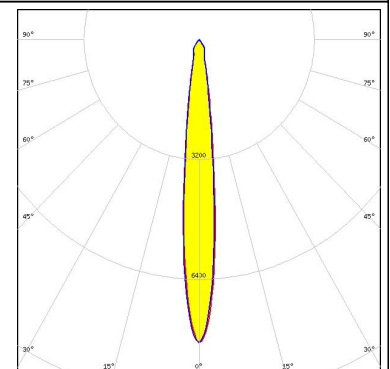

OSRAM

LED PrevaLED Core Z4 LES19
 FWHM 10.0°
 Efficiency 93 %
 Peak intensity 13.3 cd/lm
 LEDs/each optic 1
 Light colour White
 Required components:
 TE: OPTIC CLIP Z50 TYPE1 2213194-1



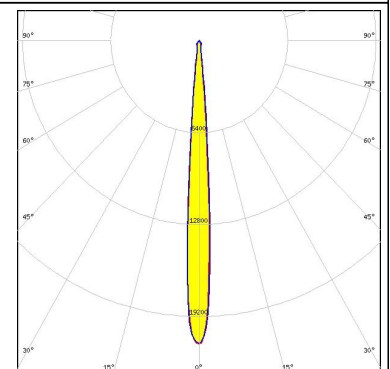

OSRAM

LED PrevaLED Core Z4 LES19
 FWHM 12.0°
 Efficiency 85 %
 Peak intensity 8.1 cd/lm
 LEDs/each optic 1
 Light colour White
 Required components:
 F13671_ANGE-RZ-LENS
 TE: OPTIC CLIP Z50 TYPE1 2213194-1



OSRAM

Opto Semiconductors
 LED Soleriq S13
 FWHM 8.0°
 Efficiency 89 %
 Peak intensity 21 cd/lm
 LEDs/each optic 1
 Light colour White
 Required components:
 C13658_CLAMP-VERO13-18
 Bender Wirth: 437 Typ L1



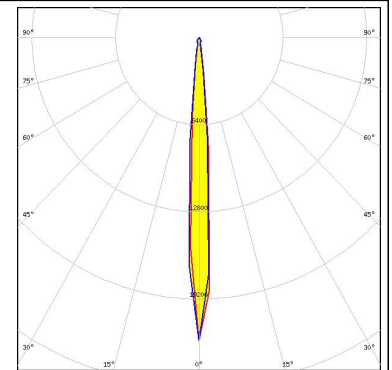
PHOTOMETRIC DATA (MEASURED):

OSRAM
Opto Semiconductors

LED Soleriq S13
FWHM 8.0°
Efficiency 94 %
Peak intensity 22 cd/lm
LEDs/each optic 1
Light colour White

Required components:

TE: 2213401-2 + OPTIC CLIP Z50 TYPE1 2213194-1

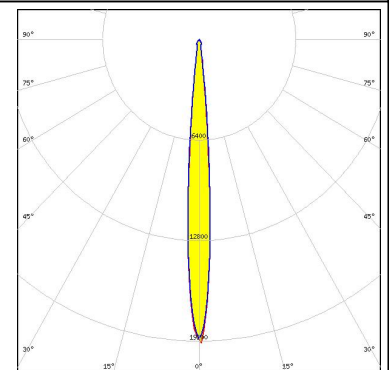


OSRAM
Opto Semiconductors

LED Soleriq S13 19x19
FWHM 8.0°
Efficiency 90 %
Peak intensity 19 cd/lm
LEDs/each optic 1
Light colour White

Required components:

TE: 2213254-2 + OPTIC CLIP Z50 TYPE1 2213194-1



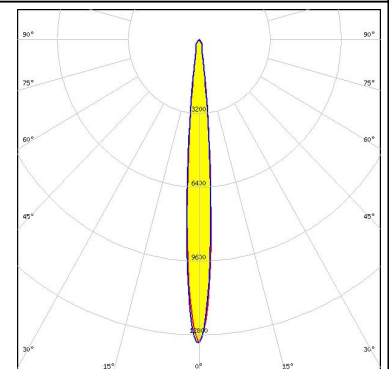
OSRAM
Opto Semiconductors

LED Soleriq S13 19x19
FWHM 9.0°
Efficiency 85 %
Peak intensity 13 cd/lm
LEDs/each optic 1
Light colour White

Required components:

F13671_ANGE-RZ-LENS

TE: 2213254-2 + OPTIC CLIP Z50 TYPE1 2213194-1



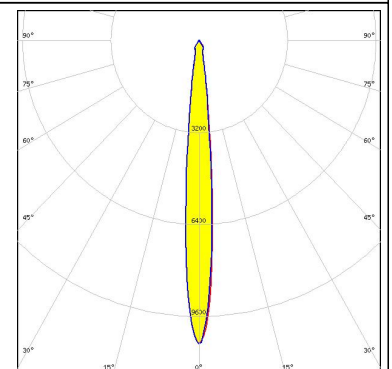
OSRAM
Opto Semiconductors

LED Soleriq S13 19x19
FWHM 10.0°
Efficiency 84 %
Peak intensity 11 cd/lm
LEDs/each optic 1
Light colour White

Required components:

F13671_ANGE-RZ-LENS

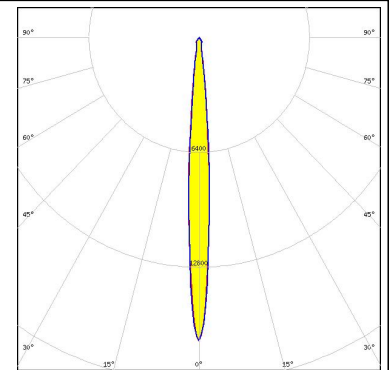
IDEAL: 50-2103CT + 50-2100AN



PHOTOMETRIC DATA (MEASURED):

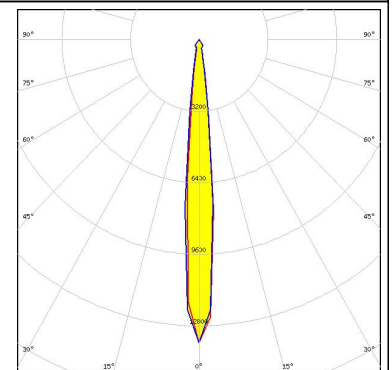
OSRAM
Opto Semiconductors

LED Soleriq S13 19x19
FWHM 8.0°
Efficiency 88 %
Peak intensity 16.9 cd/lm
LEDs/each optic 1
Light colour White
Required components:
IDEAL: 50-2103CT + 50-2100AN



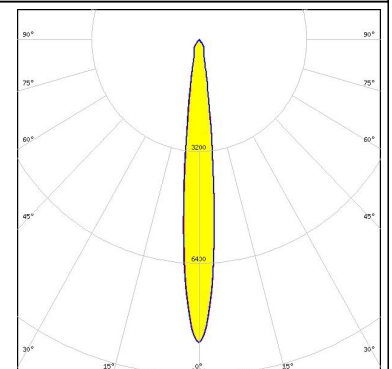
OSRAM
Opto Semiconductors

LED Soleriq S19
FWHM 10.0°
Efficiency 94 %
Peak intensity 13.5 cd/lm
LEDs/each optic 1
Light colour White
Required components:
TE: 2213407-2 + OPTIC CLIP Z50 TYPE1 2213194-1



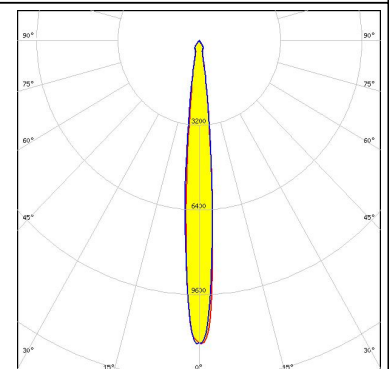
OSRAM
Opto Semiconductors

LED Soleriq S19
FWHM 12.0°
Efficiency 85 %
Peak intensity 8.7 cd/lm
LEDs/each optic 1
Light colour White
Required components:
F13671_ANGE-RZ-LENS
TE: 2213407-2 + OPTIC CLIP Z50 TYPE1 2213194-1



OSRAM
Opto Semiconductors

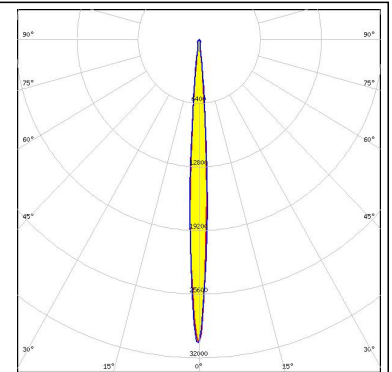
LED Soleriq S19
FWHM 11.0°
Efficiency 90 %
Peak intensity 11.5 cd/lm
LEDs/each optic 1
Light colour White
Required components:
C13584_CLAMP-VERO29
Bender Wirth: 462 Typ L3



PHOTOMETRIC DATA (MEASURED):

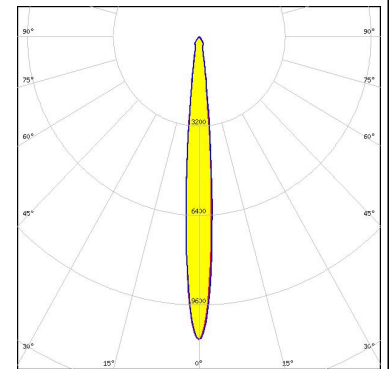
PHILIPS

LED Fortimo SLM L09 + SLM holder
 FWHM 7.0°
 Efficiency 91 %
 Peak intensity 30.6 cd/lm
 LEDs/each optic 1
 Light colour White
 Required components:
 TE: OPTIC CLIP Z50 TYPE1 2213194-1



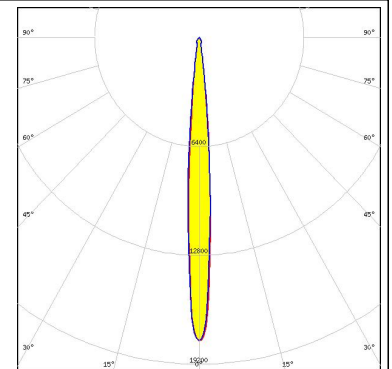

PHILIPS

LED Fortimo SLM L13 + SLM holder
 FWHM 10.0°
 Efficiency 84 %
 Peak intensity 11 cd/lm
 LEDs/each optic 1
 Light colour White
 Required components:
 F13671_ANGE-RZ-LENS
 TE: OPTIC CLIP Z50 TYPE1 2213194-1



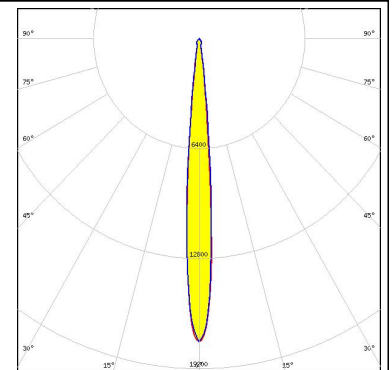

PHILIPS

LED Fortimo SLM L13 + SLM holder
 FWHM 8.5°
 Efficiency 91 %
 Peak intensity 17.8 cd/lm
 LEDs/each optic 1
 Light colour White
 Required components:
 TE: OPTIC CLIP Z50 TYPE1 2213194-1



PHILIPS

LED Fortimo SLM L13 CoB
 FWHM 9.0°
 Efficiency 92 %
 Peak intensity 17.7 cd/lm
 LEDs/each optic 1
 Light colour White
 Required components:
 TE: 2213130-2 + OPTIC CLIP Z50 TYPE1 2213194-1



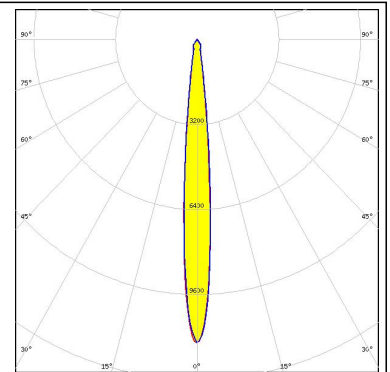
PHOTOMETRIC DATA (MEASURED):

PHILIPS

LED Fortimo SLM L13 CoB
 FWHM 10.0°
 Efficiency 86 %
 Peak intensity 11.5 cd/lm
 LEDs/each optic 1
 Light colour White

Required components:

F13671_ANGE-RZ-LENS
 TE: 2213130-2 + OPTIC CLIP Z50 TYPE1 2213194-1

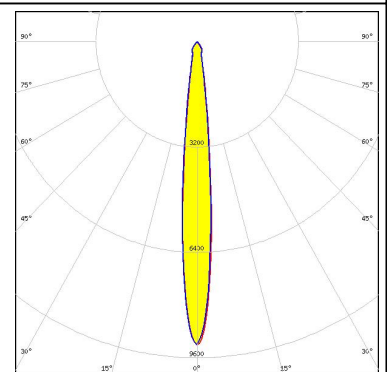


PHILIPS

LED Fortimo SLM L15 + SLM holder
 FWHM 11.0°
 Efficiency 84 %
 Peak intensity 9.2 cd/lm
 LEDs/each optic 1
 Light colour White

Required components:

F13671_ANGE-RZ-LENS
 TE: OPTIC CLIP Z50 TYPE1 2213194-1

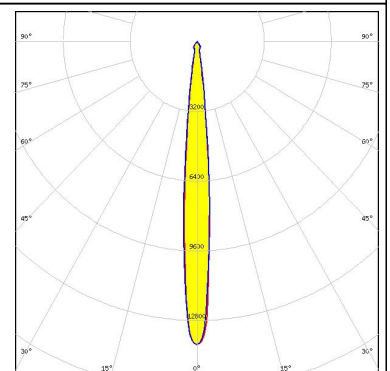



PHILIPS

LED Fortimo SLM L15 + SLM holder
 FWHM 10.0°
 Efficiency 89 %
 Peak intensity 13.9 cd/lm
 LEDs/each optic 1
 Light colour White

Required components:

TE: OPTIC CLIP Z50 TYPE1 2213194-1

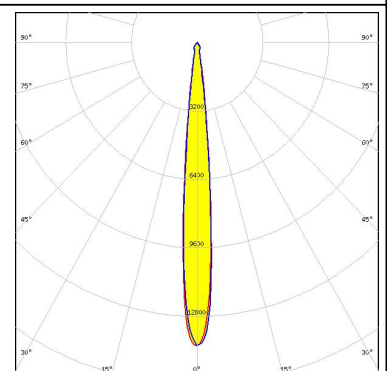


PHILIPS

LED Fortimo SLM L15 CoB
 FWHM 10.0°
 Efficiency 92 %
 Peak intensity 14.2 cd/lm
 LEDs/each optic 1
 Light colour White

Required components:

TE: 2213130-2 + OPTIC CLIP Z50 TYPE1 2213194-1



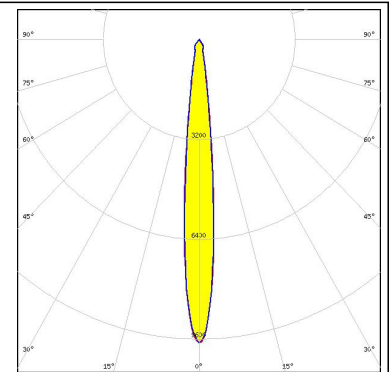
PHOTOMETRIC DATA (MEASURED):

PHILIPS

LED Fortimo SLM L15 CoB
 FWHM 11.0°
 Efficiency 86 %
 Peak intensity 9.7 cd/lm
 LEDs/each optic 1
 Light colour White

Required components:

F13671_ANGE-RZ-LENS
 TE: 2213130-2 + OPTIC CLIP Z50 TYPE1 2213194-1

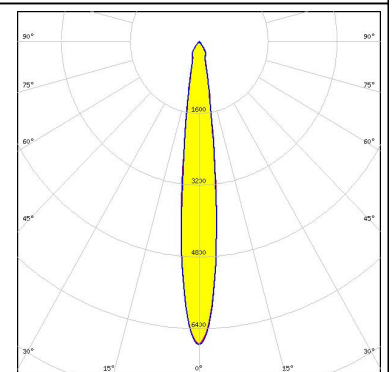


PHILIPS

LED Fortimo SLM L19 + SLM holder
 FWHM 13.0°
 Efficiency 84 %
 Peak intensity 6.8 cd/lm
 LEDs/each optic 1
 Light colour White

Required components:

F13671_ANGE-RZ-LENS
 TE: OPTIC CLIP Z50 TYPE1 2213194-1

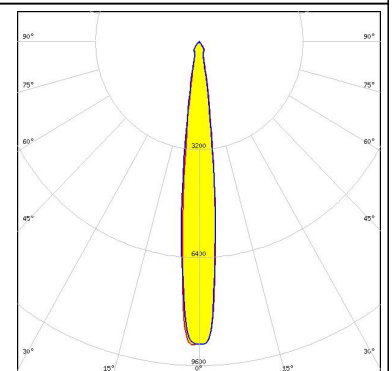


PHILIPS

LED Fortimo SLM L19 + SLM holder
 FWHM 13.0°
 Efficiency 88 %
 Peak intensity 9 cd/lm
 LEDs/each optic 1
 Light colour White

Required components:

TE: OPTIC CLIP Z50 TYPE1 2213194-1

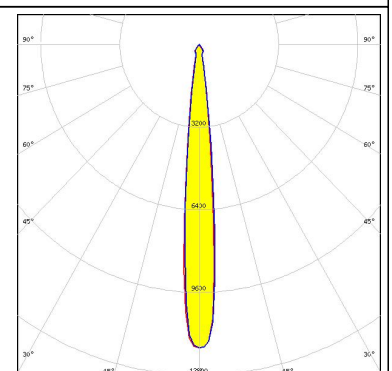


SAMSUNG

LED LC026B / 033B / 040B
 FWHM 11.0°
 Efficiency 93 %
 Peak intensity 11.8 cd/lm
 LEDs/each optic 1
 Light colour White

Required components:

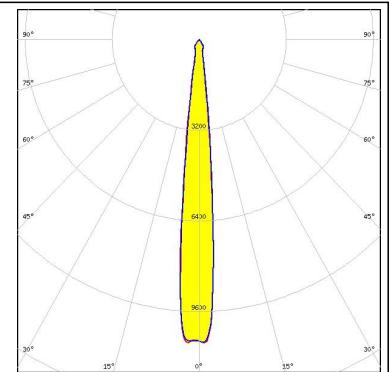
TE: 2213258-2 + OPTIC CLIP Z50 TYPE1 2213194-1



PHOTOMETRIC DATA (MEASURED):

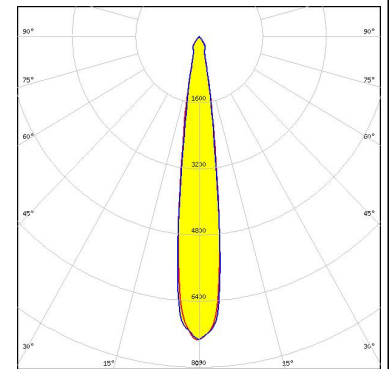
SAMSUNG

LED LC026B / 033B / 040B
 FWHM 11.0°
 Efficiency 8 %
 Peak intensity 10.7 cd/lm
 LEDs/each optic 1
 Light colour White
 Required components:
 C13658_CLAMP-VERO13-18
 Bender Wirth: 450 Typ L2



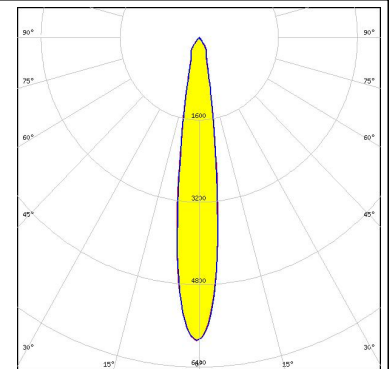

SAMSUNG

LED LC035T (Tunable white)
 FWHM 15.0°
 Efficiency 92 %
 Peak intensity 7.3 cd/lm
 LEDs/each optic 1
 Light colour Tunable White
 Required components:
 C13584_CLAMP-VERO29
 Bender Wirth: 502 Typ L3



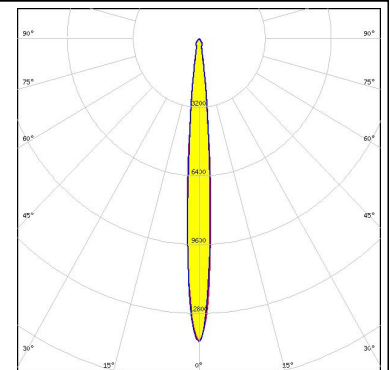
SAMSUNG

LED LC035T (Tunable white)
 FWHM 15.0°
 Efficiency 87 %
 Peak intensity 5.9 cd/lm
 LEDs/each optic 1
 Light colour Tunable White
 Required components:
 C13584_CLAMP-VERO29
 F13671_ANGE-RZ-LENS
 Bender Wirth: 502 Typ L3



SAMSUNG

LED LC040C
 FWHM 9.0°
 Efficiency 85 %
 Peak intensity 14 cd/lm
 LEDs/each optic 1
 Light colour White
 Required components:
 F13671_ANGE-RZ-LENS
 TE: 2213382-2 + OPTIC CLIP Z50 TYPE1 2213194-1



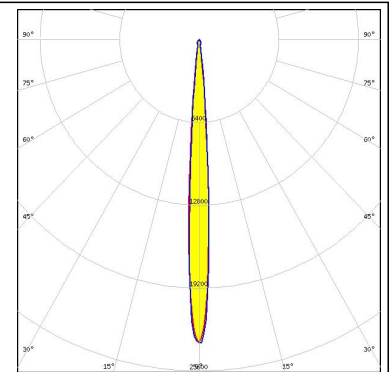

PHOTOMETRIC DATA (MEASURED):

SAMSUNG

LED LC040C
 FWHM 7.0°
 Efficiency 89 %
 Peak intensity 23 cd/lm
 LEDs/each optic 1
 Light colour White

Required components:

TE: 2213382-2 + OPTIC CLIP Z50 TYPE1 2213194-1

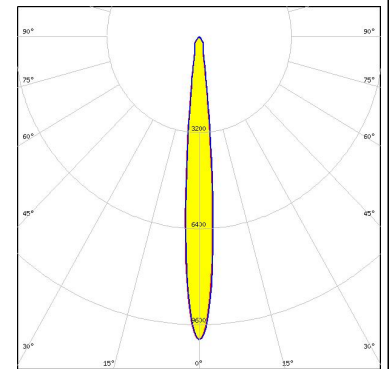


SEOL SEMICONDUCTOR

LED AC Zhaga COB
 FWHM 10.0°
 Efficiency 84 %
 Peak intensity 10.1 cd/lm
 LEDs/each optic 1
 Light colour White

Required components:

F13671_ANGE-RZ-LENS
 Optosource: SEHSMJD-A

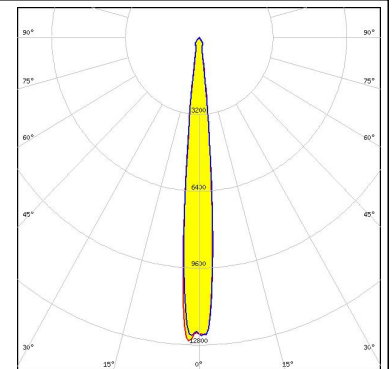



SEOL SEMICONDUCTOR

LED MJT COB LES 14.5
 FWHM 10.0°
 Efficiency 88 %
 Peak intensity 12.6 cd/lm
 LEDs/each optic 1
 Light colour White

Required components:

TE: 2213254-2 + OPTIC CLIP Z50 TYPE1 2213194-1

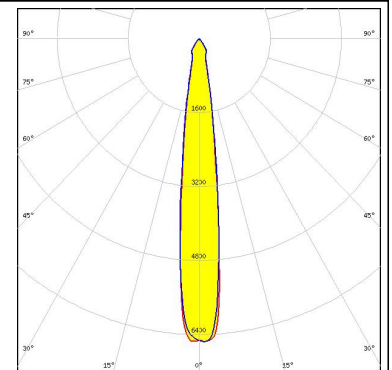


SEOL SEMICONDUCTOR


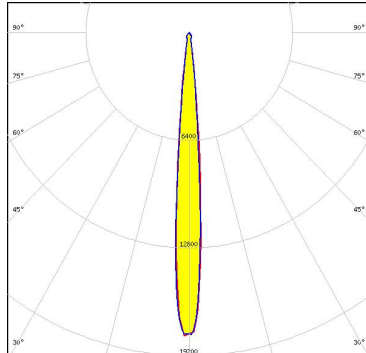

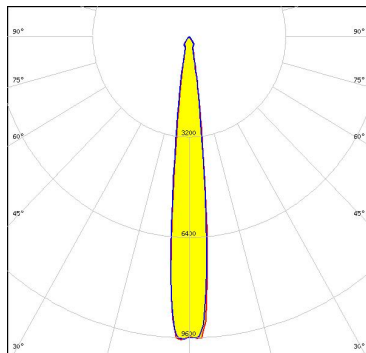

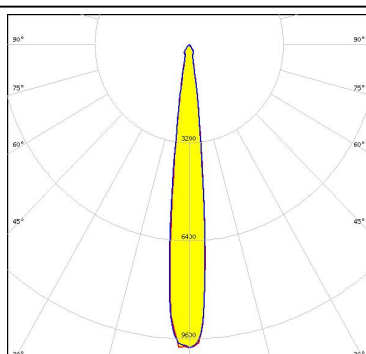

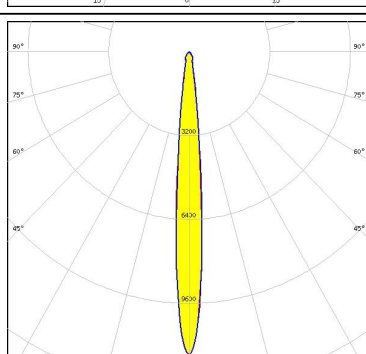
LED MJT COB LES 22
 FWHM 14.0°
 Efficiency 88 %
 Peak intensity 6.6 cd/lm
 LEDs/each optic 1
 Light colour White

Required components:

C13584_CLAMP-VERO29
 Bender Wirth: 431 Typ L3



PHOTOMETRIC DATA (MEASURED):

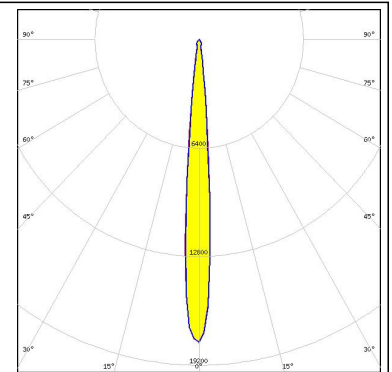

<p>VS LIGHTING SOLUTIONS</p> <p>LED WU-M-461 FWHM 9.0° Efficiency 93 % Peak intensity 18 cd/lm LEDs/each optic 1 Light colour White Required components: TE: OPTIC CLIP Z50 TYPE1 2213194-1</p>		
<p>VS LIGHTING SOLUTIONS</p> <p>LED WU-M-462 FWHM 13.0° Efficiency 92 % Peak intensity 9.7 cd/lm LEDs/each optic 1 Light colour White Required components: TE: OPTIC CLIP Z50 TYPE1 2213194-1</p>		
<p>VS LIGHTING SOLUTIONS</p> <p>LED WU-M-464 FWHM 12.0° Efficiency 92 % Peak intensity 9.9 cd/lm LEDs/each optic 1 Light colour White Required components: TE: OPTIC CLIP Z50 TYPE1 2213194-1</p>		
<p>VS LIGHTING SOLUTIONS</p> <p>LED WU-M-484 FWHM 10.0° Efficiency 84 % Peak intensity 12 cd/lm LEDs/each optic 1 Light colour White Required components: F13671_ANGE-RZ-LENS TE: OPTIC CLIP Z50 TYPE1 2213194-1</p>		

PHOTOMETRIC DATA (MEASURED):



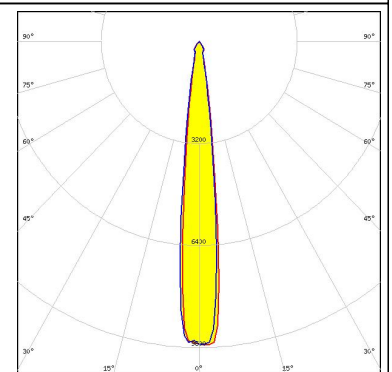
LED WU-M-484
FWHM 9.0°
Efficiency 93 %
Peak intensity 17.9 cd/lm
LEDs/each optic 1
Light colour White

Required components:
TE: OPTIC CLIP Z50 TYPE1 2213194-1



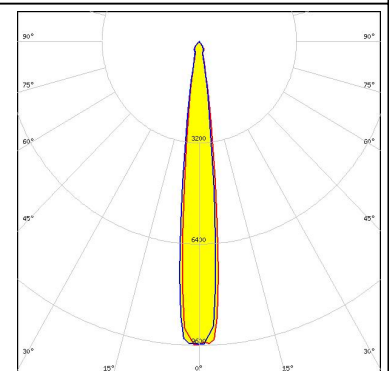

LED WU-M-485
FWHM 13.0°
Efficiency 93 %
Peak intensity 9.5 cd/lm
LEDs/each optic 1
Light colour White

Required components:
TE: OPTIC CLIP Z50 TYPE1 2213194-1


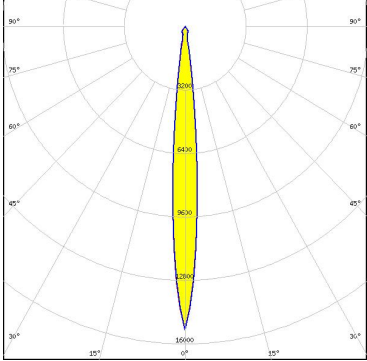

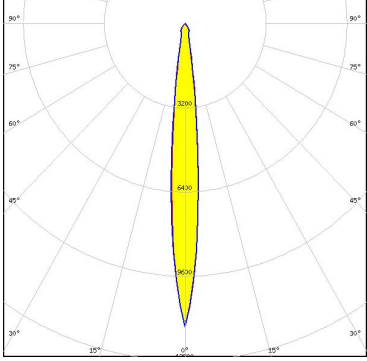

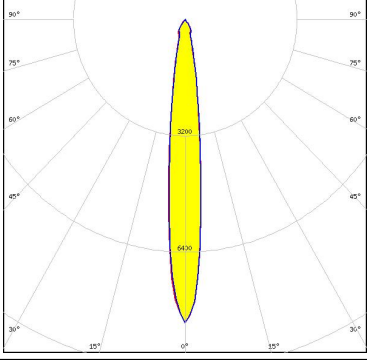

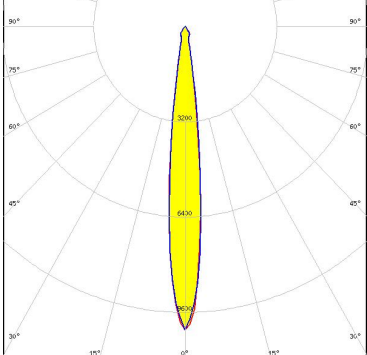


LED WU-M-486
FWHM 13.0°
Efficiency 93 %
Peak intensity 9.6 cd/lm
LEDs/each optic 1
Light colour White

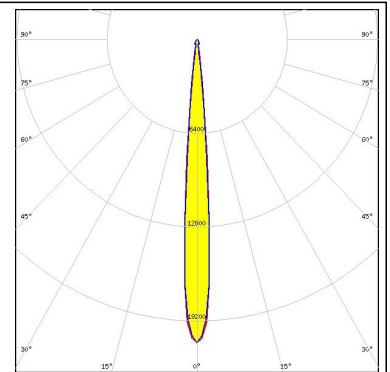
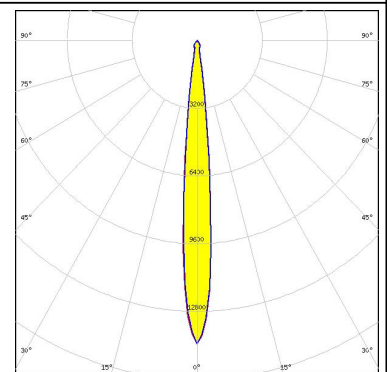
Required components:
TE: OPTIC CLIP Z50 TYPE1 2213194-1





PHOTOMETRIC DATA (SIMULATED):

<p> bridgelux</p> <p>LED V10 Gen7 FWHM 10.0° Efficiency 91 % Peak intensity 15.3 cd/lm LEDs/each optic 1 Light colour White</p> <p>Required components: C13658_CLAMP-VERO13-18 Bender Wirth: 434 Typ L1</p>	
<p> bridgelux</p> <p>LED V13 Gen7 FWHM 11.0° Efficiency 90 % Peak intensity 11.5 cd/lm LEDs/each optic 1 Light colour White</p> <p>Required components: IDEAL: 50-2103CT + 50-2100AN</p>	
<p> bridgelux</p> <p>LED V22 Gen7 FWHM 12.0° Efficiency 93 % Peak intensity 8.3 cd/lm LEDs/each optic 1 Light colour White</p> <p>Required components: IDEAL: 50-2204-CT + 50-2100AN</p>	
<p> CREE</p> <p>LED CXA/B 1830 FWHM 12.0° Efficiency 88 % Peak intensity 10.2 cd/lm LEDs/each optic 1 Light colour White</p> <p>Required components: TE: 2213401-2 + OPTIC CLIP Z50 TYPE1 2213194-1</p>	

PHOTOMETRIC DATA (SIMULATED):

<p>LUMILEDS</p> <p>LED LUXEON CoB 1204/1205 FWHM 10.0° Efficiency 92 % Peak intensity 20.7 cd/lm LEDs/each optic 1 Light colour White Required components:</p>	
<p>LUMINUS</p> <p>LED CxM-14 (19x19) FWHM 10.0° Efficiency 88 % Peak intensity 15 cd/lm LEDs/each optic 1 Light colour White Required components: C13658_CLAMP-VERO13-18 Bender Wirth: 486 Typ L1</p>	
<p>LUMINUS</p> <p>LED CxM-9 (13.5x13.5) FWHM 6.0° Efficiency 90 % Peak intensity 34.1 cd/lm LEDs/each optic 1 Light colour White Required components: C13658_CLAMP-VERO13-18 Bender Wirth: 434 Typ L1</p>	
<p>OSRAM <small>Opto Semiconductors</small></p> <p>LED Soleriq S15 FWHM 10.0° Efficiency 90 % Peak intensity 14.3 cd/lm LEDs/each optic 1 Light colour White Required components: TE: 2213254-2 + OPTIC CLIP Z50 TYPE1 2213194-1</p>	

PHOTOMETRIC DATA (SIMULATED):

	
SEOUL SEMICONDUCTOR	
LED	ZC12/18
FWHM	10.0°
Efficiency	88 %
Peak intensity	15 cd/lm
LEDs/each optic	1
Light colour	White
Required components:	
C13658_CLAMP-VERO13-18	
Bender Wirth: 433 Typ L1	
<hr/>	
	
SEOUL SEMICONDUCTOR	
LED	ZC4/6
FWHM	6.0°
Efficiency	90 %
Peak intensity	34.1 cd/lm
LEDs/each optic	1
Light colour	White
Required components:	
C13658_CLAMP-VERO13-18	
Bender Wirth: 434 Typ L1	

GENERAL INFORMATION:

NOTE: The typical beam angle will be changed by different color, chip size and chip position tolerance. The typical total beam angle is the full angle measured where the luminous intensity is half of the peak value.

Due to use of high power COB's with this product, special attention to proper thermal design is highly recommended. LEDiL has no liability for direct, indirect or consecutive damages arising from the LEDiL products being used outside of the recommended temperature range.

MATERIALS:

As part of our continuous research and improvement processes, and to ensure the best possible quality and availability of our products, LEDiL reserves the right to change material grades without notice.

PRODUCT DATA USER AGREEMENT AND DISCLAIMER:

The measured data in the provided downloadable LEDiL Product Datasheets and Mechanical 2D-Drawings is rounded and provided as reference for planning. LEDiL Oy's optical specifications have been verified by conducting performance testing of the products in accordance with the company's quality system. The reported data are averaged results of multiple measurements with typical variation. LEDiL Oy reserves the right to without prior notification make changes and improvements to its products.

LEDiL Oy assumes neither warranty, nor guarantee nor any other liability of any kind for the contents and correctness of the provided data. The provided data has been generated with highest diligence but the provided data may in reality not represent the complete possible variation range of all intrinsic parameters. Therefore, in certain cases a deviation from the provided data could occur.

LEDiL Oy reserves the right to undertake technical changes of its products without further notification which could lead to changes in the provided data. LEDiL Oy assumes no liability of any kind for the possible deviation from any provided data or any other damage resulting from the usage of the provided data.

The user agrees to this disclaimer and user agreement with the download or usage of the provided files.

LEDiL Oy

Joensuunkatu 13
FI-24240 SALO
Finland

LEDiL Inc.

228 West Page Street
Suite D
Sycamore IL 60178
USA

Local sales and technical support

[www.ledil.com/
where_to_buy](http://www.ledil.com/where_to_buy)

Shipping locations

Salo, Finland
Hong Kong, China

Distribution Partners

[www.ledil.com/
where_to_buy](http://www.ledil.com/where_to_buy)

Компания «Океан Электроники» предлагает заключение долгосрочных отношений при поставках импортных электронных компонентов на взаимовыгодных условиях!

Наши преимущества:

- Поставка оригинальных импортных электронных компонентов напрямую с производств Америки, Европы и Азии, а так же с крупнейших складов мира;
- Широкая линейка поставок активных и пассивных импортных электронных компонентов (более 30 млн. наименований);
- Поставка сложных, дефицитных, либо снятых с производства позиций;
- Оперативные сроки поставки под заказ (от 5 рабочих дней);
- Экспресс доставка в любую точку России;
- Помощь Конструкторского Отдела и консультации квалифицированных инженеров;
- Техническая поддержка проекта, помощь в подборе аналогов, поставка прототипов;
- Поставка электронных компонентов под контролем ВП;
- Система менеджмента качества сертифицирована по Международному стандарту ISO 9001;
- При необходимости вся продукция военного и аэрокосмического назначения проходит испытания и сертификацию в лаборатории (по согласованию с заказчиком);
- Поставка специализированных компонентов военного и аэрокосмического уровня качества (Xilinx, Altera, Analog Devices, Intersil, Interpoint, Microsemi, Actel, Aeroflex, Peregrine, VPT, Syfer, Eurofarad, Texas Instruments, MS Kennedy, Miteq, Cobham, E2V, MA-COM, Hittite, Mini-Circuits, General Dynamics и др.);

Компания «Океан Электроники» является официальным дистрибьютором и эксклюзивным представителем в России одного из крупнейших производителей разъемов военного и аэрокосмического назначения «JONHON», а так же официальным дистрибьютором и эксклюзивным представителем в России производителя высокотехнологичных и надежных решений для передачи СВЧ сигналов «FORSTAR».



JONHON

«JONHON» (основан в 1970 г.)

Разъемы специального, военного и аэрокосмического назначения:

(Применяются в военной, авиационной, аэрокосмической, морской, железнодорожной, горно- и нефтедобывающей отраслях промышленности)

«FORSTAR» (основан в 1998 г.)

ВЧ соединители, коаксиальные кабели, кабельные сборки и микроволновые компоненты:

(Применяются в телекоммуникациях гражданского и специального назначения, в средствах связи, РЛС, а так же военной, авиационной и аэрокосмической отраслях промышленности).



Телефон: 8 (812) 309-75-97 (многоканальный)

Факс: 8 (812) 320-03-32

Электронная почта: ocean@oceanchips.ru

Web: <http://oceanchips.ru/>

Адрес: 198099, г. Санкт-Петербург, ул. Калинина, д. 2, корп. 4, лит. А