

Alpha Essentials

The Reliable Source for
Industry-Standard Cable

Alpha
Essentials



AlphaEssentials



The Reliable Source for Industry-Standard Cables

Finding the right wire and cable for your application is now easier than ever with Alpha Essentials—your one-stop source for the widest range of industry-standard cables. The breadth and depth of Alpha Essentials products ensure an optimum solution to your application challenges.

High Performance, Low Minimums

Alpha Essentials provides you with high-performance industry-standard cables. They are built to perform reliably—electrically, mechanically, and environmentally—each and every time. Better still, you can order just what you need with Alpha's industry-leading minimum order quantities; most products in the Alpha Essentials line have only a 100 ft minimum order requirement.

Essential to Performance, Reliability, and Productivity

Every wire and cable in your application, no matter how simple or complex, is critical to long-term reliable productivity, performance, and overall customer satisfaction. Alpha Essentials cable is industry-proven to provide dependable performance day in and day out.

Standard Cables that Go Beyond the Ordinary

Nobody gives you more choice in insulation and jacketing materials, shielding options, configurations, and conductor counts. And now, with the extensive Alpha Essentials line, you have more choice in the types of cable you tend to need most. These cables go beyond the ordinary to satisfy the rigorous requirements of EMI performance, transmission distances, flexibility, and extreme temperatures.

Shielding Options to Maximize Signal Integrity

Alpha Wire offers cables in four shielding options to handle virtually any electrical environment.

Unshielded:

The smallest cable diameter for use in low-noise environments.

Foil shielded:

An aluminum/polyester shield for moderate EMI needs.

Braid shielded:

A braided copper shield, with 55% to 85% coverage, provides good protection against higher frequency EMI.

Foil/braid shielded:

A combination of foil and braid gives the best EMI protection across a wide frequency range.

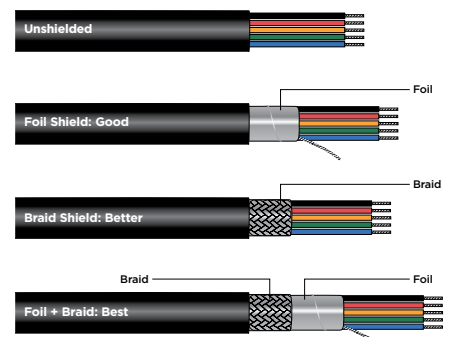


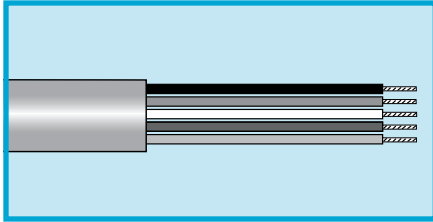
Table of Contents

Communication and Control Cable	4
A broad line of communications and control cables for audio systems, broadcast and studio, data transmission, business machines, security systems, control systems, and instrumentation systems	
Low Smoke Zero Halogen (LSZH) Cable	93
LSZH communication and control cables lessen the effect of corrosive gases in the event of combustion, minimize damage to electrical components, and reduce potential harm to people from toxic smoke and corrosive gases	
High/Low Temperature Cable	95
Cables for temperatures ranging from -55°C to +200°C	
Tray Cable	105
Tray cables—designed and built to withstand harsh industrial environments—are ideal for use in 300 V PLTC and 600 V TC applications	
Plenum Cable	134
Premium cables for plenum spaces without requiring conduit in a variety of plenum-rated insulations and jackets	
Flex Ethernet Cable	142
Capable of handling up to 10 million flex life cycles, Flex Ethernet Cat 5e cable provides Ethernet communication with the durability and reliability need to make it a perfect solution for demanding applications	
Coaxial Cable	143
50-, 75-, 93-, and 100-ohm coaxial, twinaxial, and triaxial cables, available with insulation and jacket materials meeting the requirements of military specifications and regulatory agencies such as UL and CSA	
Data and Bus Cable	153
Industry-leading mechanical and electrical performance for the major industrial automation protocols	
Cords and Cordsets	160
For consumer and industrial devices, business and communication machines	
Conductor Color Coding	175

Communication and Control

300 V Unshielded, Multiconductor, PVC, PVC

Alpha
Essentials



UL AWM 2509, 2576
UL CL2
UL CMG
CSA CMG FT4

Applications

- Unbalanced intercom and sound systems
- Remote circuit controls
- Telephones
- Low-voltage circuits

Operating Temperature

- -20°C to +80°C (AWM)
- -20°C to +75°C (CMG and CL2)

Conductor Color Coding

- Chart D

Materials

- Stranded tinned copper conductors
- PVC insulation
- Slate PVC jacket

Availability

100 ft (30.5 m)
500 ft (152 m)
1000 ft (305 m)
Bulk, cut to length
(Minimums may apply)

UL AWM 2509, UL CMG

20 AWG (0.56 mm²)

Stranding: 7/28 (7 x 0.32 mm)
Insulation thickness: 0.016 (0.41 mm)
Color Code D

Part No.	Conductors	Nominal Diameter		Jacket Thickness	
		Inch	mm	Inch	mm
M33403	3	0.191	4.85	0.020	0.51
M33404	4	0.209	5.31	0.020	0.51
M33406	6	0.251	6.38	0.020	0.51
M33408	8	0.273	6.93	0.020	0.51
M33410	10	0.320	8.13	0.020	0.51
M33412	12	0.331	8.41	0.020	0.51
M33415	15	0.362	9.19	0.020	0.51

UL AWM 2509, UL CMG

18 AWG (0.81 mm²)

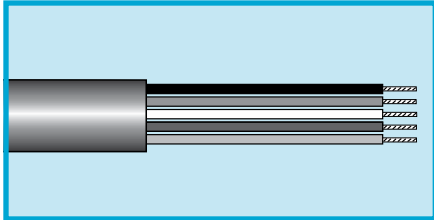
Stranding: 16/30 (7 x 0.25 mm)
Insulation thickness: 0.016 (0.41 mm)
Color Code D

Part No.	Conductors	Nominal Diameter		Jacket Thickness	
		Inch	mm	Inch	Mm
M33502	2	0.208	5.28	0.025	0.64
M33503	3	0.220	5.59	0.025	0.64
M33504	4	0.241	6.12	0.025	0.64
M33505	5	0.264	6.71	0.025	0.64
M33506	6	0.288	7.32	0.025	0.64
M33507	7	0.288	7.32	0.025	0.64
M33508	8	0.313	7.95	0.025	0.64
M33510	10	0.366	9.30	0.025	0.64
M33512	12	0.378	9.60	0.025	0.64
M33515	15	0.423	10.74	0.030	0.76



Communication and Control

300 V Unshielded, Multiconductor, PVC, PVC



UL AWM 2464
UL CL2
CSA AWM I/II A/B FT4

Applications

- Control and signal wiring
- Computers
- Instrumentation

Operating Temperature

- -20°C to +90°C (CSA)
- -20°C to +80°C (AWM)

Conductor Color Coding

- See tables

Materials

- Stranded tinned copper conductors
- PVC insulation
- Slate PVC jacket

Availability

100 ft (30.5 m)
500 ft (152 m)
1000 ft (305 m)

20 AWG (0.50 mm²)

Stranding: 10/30 (10 x 0.25 mm)
Insulation thickness: 0.016 (0.41 mm)

Part No.	Conductors	Nominal Diameter		Jacket Thickness		Color Code
		Inch	mm	Inch	mm	
882002	2	0.202	5.13	0.032	0.81	R
882003	3	0.213	5.41	0.032	0.81	R
882004	4	0.231	5.87	0.032	0.81	R
882005	5	0.251	6.38	0.032	0.81	R
882006	6	0.272	6.91	0.032	0.81	R
882007	7	0.272	6.91	0.032	0.81	R
882008	8	0.293	7.44	0.032	0.81	R
882010	10	0.318	8.08	0.032	0.81	R

18 AWG (0.81 mm²)

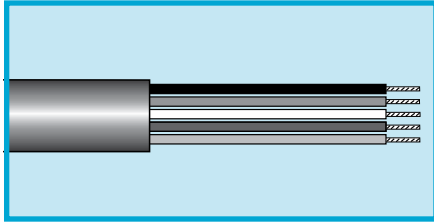
Stranding: 16/30 (16 x 0.25 mm)
Insulation thickness: 0.016 (0.41 mm)

Part No.	Conductors	Nominal Diameter		Jacket Thickness		Color Code
		Inch	mm	Inch	mm	
881802	2	0.222	5.64	0.032	0.81	R
881803	3	0.234	5.94	0.032	0.81	F
881804	4	0.255	6.48	0.032	0.81	R
881805	5	0.278	7.06	0.032	0.81	R
881806	6	0.289	7.34	0.032	0.81	R
881807	7	0.302	7.67	0.032	0.81	R
881808	8	0.341	8.66	0.032	0.81	R
881809	9	0.379	9.63	0.032	0.81	R
881812	12	0.408	10.36	0.032	0.81	F

Communication and Control

300 V Unshielded, Multiconductor, PVC, PVC

Alpha
Essentials



UL AWM 2509 VW-1
UL CM
CSA CMG FT4

Operating Temperature

- -20°C to +80°C (AWM)
- -20°C to +75°C (CM)
- -20°C to +60°C (CMG)

Conductor Color Coding

- Chart D

Materials

- Stranded tinned copper conductors
- PVC insulation
- Slate PVC jacket

Availability

100 ft (30.5 m)
500 ft (152 m)
1000 ft (305 m)

20 AWG (0.56 mm²)

Stranding: 7/28 (7 x 0.32 mm)
Insulation thickness: 0.016 (0.41 mm)

Part No.	Conductors	Nominal Diameter		Jacket Thickness	
		Inch	mm	Inch	mm
1895C	2	0.180	4.57	0.020	0.51
1896C	3	0.191	4.85	0.020	0.51
1896/4C	4	0.209	5.31	0.020	0.51
1896/5C	5	0.230	5.84	0.020	0.51
1896/6C	6	0.251	6.38	0.020	0.51
1896/7C	7	0.251	6.38	0.020	0.51
1896/8C	8	0.273	6.93	0.020	0.51
1896/9C	9	0.301	7.65	0.023	0.58
1896/10C	10	0.320	8.13	0.020	0.51
1896/12C	12	0.331	8.41	0.020	0.51
1896/15C	15	0.382	9.70	0.030	0.76

18 AWG (0.81 mm²)

Stranding: 16/30 (16 x 0.25 mm)
Insulation thickness: 0.016 (0.41 mm)

Part No.	Conductors	Nominal Diameter		Jacket Thickness	
		Inch	mm	Inch	mm
1897C	2	0.198	5.03	0.020	0.51
1898C	3	0.210	5.33	0.020	0.51
1898/4C	4	0.231	5.87	0.020	0.51
1898/5C	5	0.254	6.45	0.020	0.51
1898/6C	6	0.278	7.06	0.020	0.51
1898/7C	7	0.278	7.06	0.020	0.51
1898/8C	8	0.313	7.95	0.025	0.64
1898/9C	9	0.337	8.56	0.025	0.64
1898/10C	10	0.366	9.30	0.025	0.64
1898/12C	12	0.378	9.60	0.025	0.64
1898/15C	15	0.423	10.74	0.030	0.76
1898/19C	19	0.455	11.56	0.030	0.76
1898/25C	25	0.544	13.82	0.035	0.89

16 AWG (1.32 mm²)

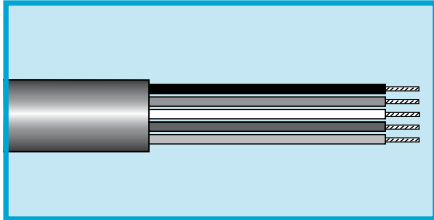
Stranding 19/0.0117 (19 x 0.29 mm)
Insulation thickness: 0.016 (0.41 mm)

Part No.	Conductors	Nominal Diameter		Jacket Thickness	
		Inch	mm	Inch	mm
1899C	2	0.222	5.64	0.020	0.51
1899/3C	3	0.236	5.99	0.020	0.51
1899/4C	4	0.260	6.60	0.020	0.51



Communication and Control

300 V Unshielded, Multiconductor, PVC, PVC



UL CL2 VW-1 CSA AWM I/II A/B FT1

Operating Temperature

- -20°C to +80°C (AWM)
- -20°C to +75°C (CL2)

Conductor Color Coding

- Chart D

Materials

- Stranded tinned copper conductors
- PVC insulation
- Slate PVC jacket

Availability

100 ft (30.5 m)
500 ft (152 m)
1000 ft (305 m)

14 AWG (2.09 mm²)

Stranding: 41/30 (41 x 0.25 mm)
Insulation thickness: 0.020 (0.51 mm)

Part No.	Conductors	Nominal Diameter		Jacket Thickness	
		Inch	mm	Inch	mm
1891C	2	0.268	6.81	0.020	0.51
1891/3C	3	0.286	7.26	0.020	0.51

12 AWG (3.31 mm²)

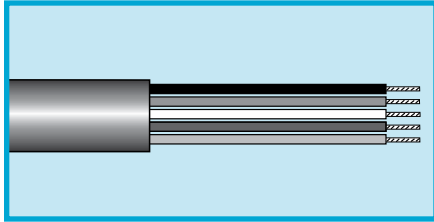
Stranding: 65/30 (65 x 0.25 mm)
Insulation thickness: 0.020 (0.51 mm)

Part No.	Conductors	Nominal Diameter		Jacket Thickness	
		Inch	mm	Inch	mm
1892C	2	0.312	7.92	0.023	0.58
1892/3C	3	0.333	8.46	0.023	0.58

Communication and Control

300 V Unshielded, Multiconductor, PVC, PVC

Alpha
Essentials



**UL AWM 2576 (150 V) VW-1
UL CM
CSA CMG FT4**

Operating Temperature

- -20°C to +80°C (AWM)
- -20°C to +75°C (CM)
- -20°C to +60°C (CMG)

Conductor Color Coding

- Chart D

Materials

- Stranded or solid tinned copper conductors
- PVC insulation
- Slate PVC jacket

Availability

100 ft (30.5 m)
500 ft (152 m)
1000 ft (305 m)

22 AWG (0.35 mm²)

Stranding: 7/30 (7 x 0.25 mm)
Insulation thickness: 0.010 (0.25 mm)

Part No.	Conductors	Nominal Diameter		Jacket Thickness	
		Inch	mm	Inch	mm
1172C	2	0.164	4.17	0.032	0.81
1173C	3	0.172	4.37	0.032	0.81
1174C	4	0.185	4.70	0.032	0.81
1175C	5	0.200	5.08	0.032	0.81
1176C	6	0.215	5.46	0.032	0.81
1177C	7	0.215	5.46	0.032	0.81
1178C	8	0.230	5.84	0.032	0.81
1179C	9	0.246	6.25	0.032	0.81
1180C	10	0.264	6.71	0.032	0.81
1181C	12	0.272	6.91	0.032	0.81
1181/15C	15	0.294	7.47	0.032	0.81
1181/20C	20	0.326	8.28	0.032	0.81
1181/25C	25	0.364	9.25	0.032	0.81
1181/30C	30	0.385	9.78	0.032	0.81
1181/40C	40	0.429	10.90	0.032	0.81
1181/50C	50	0.478	12.14	0.035	0.89
1181/60C	60	0.520	13.21	0.035	0.89

22 AWG (0.32 mm²)

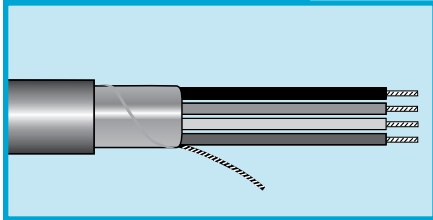
Stranding: Solid
Insulation thickness: 0.010 (0.25 mm)

Part No.	Conductors	Nominal Diameter		Jacket Thickness	
		Inch	mm	Inch	mm
1793C	2	0.157	3.99	0.032	0.81



Communication and Control

300 V Foil Shield, Multiconductor, PVC, PVC
Computer Cable



UL AWM 2464
UL CMG
CSA CMG FT4

Applications

- Control and signal wiring
- Computers
- Instrumentation

Operating Temperature

- -20°C to +80°C (AWM)
- -20°C to +75°C (CMG)

Conductor Color Coding

- See tables

Materials

- Stranded tinned copper conductors
- PVC insulation
- Aluminum/polyester foil shield, 25% overlap min.
Foil facing inward
Stranded tinned copper drain wire equal in size to conductor
- Slate PVC jacket

Availability

100 ft (30.5 m)
500 ft (152 m)
1000 ft (305 m)
Bulk, cut to length
(Minimums may apply)

20 AWG (0.56 mm²)

Stranding: 7/28 (10 x 0.32 mm)
Insulation thickness: 0.016 (0.41 mm)
Color Code D

Part No.	Conductors	Nominal Diameter		Jacket Thickness	
		Inch	mm	Inch	mm
M4660	2	0.211	5.36	0.032	0.81
M4661	3	0.222	5.64	0.032	0.81
M4662	4	0.240	6.10	0.032	0.81
M4664	6	0.282	7.16	0.032	0.81
M4665	8	0.304	7.72	0.032	0.81
M4666	10	0.351	8.92	0.032	0.81
M4668	15	0.393	9.98	0.032	0.81
M4670	20	0.437	11.10	0.032	0.81
M4672	25	0.491	12.47	0.032	0.81
M4673	30	0.520	13.21	0.032	0.81
M4675	40	0.625	15.88	0.053	1.35
M4677	50	0.685	17.40	0.053	1.35

18 AWG (0.81 mm²)

Stranding: 16/30 (16 x 0.25 mm)
Insulation thickness: 0.016 (0.41 mm)
Color Code D

Part No.	Conductors	Nominal Diameter		Jacket Thickness	
		Inch	mm	Inch	mm
M4690	2	0.229	5.82	0.032	0.81
M4691	3	0.241	6.12	0.032	0.81
M4692*	2	0.229	5.82	0.032	0.81
M4693*	3	0.241	6.12	0.032	0.81
M4694	4	0.262	6.65	0.032	0.81
M4696	6	0.309	7.85	0.032	0.81
M4697	8	0.334	8.48	0.032	0.81
M4698	10	0.387	9.83	0.032	0.81
M4700	15	0.436	11.07	0.032	0.81
M4702	20	0.485	12.32	0.032	0.81
M4704	25	0.545	13.84	0.032	0.81
M4706	30	0.620	15.75	0.053	1.35
M4708	40	0.690	17.53	0.053	1.35

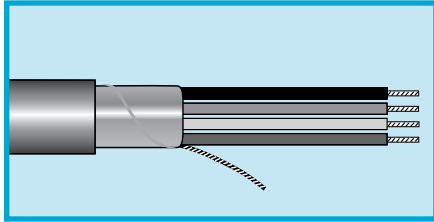
*Conductor color coding: 1 Brown, 2 Blue, 3 Green/Yellow.



Communication and Control

300 V Foil Shield, Multiconductor, PVC, PVC
Computer Cable

Alpha
Essentials



UL AWM 2464
UL CMG
CSA CMG FT4

Applications

- Control and signal wiring
- Computers
- Instrumentation

Operating Temperature

- -20°C to +80°C (AWM)
- -20°C to +75°C (CMG)

Conductor Color Coding

- Chart D

Materials

- Stranded tinned copper conductors
- PVC insulation
- Aluminum/polyester foil shield, 25% overlap min.
Foil facing inward
- Stranded tinned copper drain wire equal in size to conductor
- Slate PVC jacket

Availability

100 ft (30.5 m)
500 ft (152 m)
1000 ft (305 m)
Bulk, cut to length
(Minimums may apply)

16 AWG (1.32 mm²)

Stranding: 19/0.0117 (19 x 0.30 mm)
Insulation thickness: 0.016 (0.41 mm)

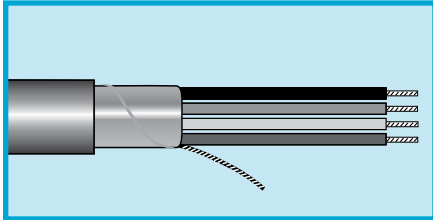
Part No.	Conductors	Nominal Diameter		Jacket Thickness	
		Inch	mm	Inch	mm
M4720	2	0.253	6.43	0.032	0.81
M4721	3	0.267	6.78	0.032	0.81
M4722*	2	0.253	6.43	0.032	0.81
M4723*	3	0.267	6.78	0.032	0.81
M4724	4	0.291	7.39	0.032	0.81
M4726	6	0.345	8.76	0.032	0.81
M4728	8	0.374	9.50	0.032	0.81
M4730	10	0.435	11.05	0.032	0.81
M4732	15	0.489	12.42	0.032	0.81

*Conductor color coding: 1 Brown, 2 Blue, 3 Green/Yellow.



Communication and Control

300 V Foil Shield, Multiconductor, PVC, PVC
Computer Cable



24 AWG (0.22 mm²)

Stranding: 7/32 (7 x 0.20 mm)
Insulation thickness: 0.010 (0.25 mm)

Part No.	Conductors	Nominal Diameter		Jacket Thickness	
		Inch	mm	Inch	mm
1012405	5	0.190	4.83	0.035	0.89
1012407	7	0.205	5.21	0.035	0.89
1012409	9	0.236	5.99	0.035	0.89

UL AWM 2464
UL CL2
CSA AWM I/II A/B FT4

Applications

- Sound broadcast
- Instrumentation

Operating Temperature

- -20°C to +80°C

Conductor Color Coding

- Chart R

Materials

- Stranded tinned copper conductors
- PVC insulation
- Aluminum/polyester foil shield, 25% overlap min.
Foil facing outward
Stranded tinned copper drain wire equal in size to conductor
- Slate PVC jacket

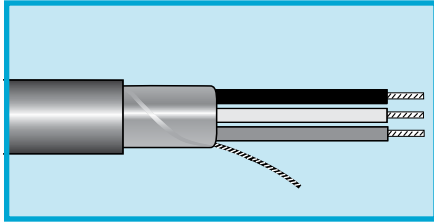
Availability

100 ft (30.5 m)
500 ft (152 m)
1000 ft (305 m)
Bulk, cut to length
(Minimums may apply)



Communication and Control

300 V Foil Shield, Multiconductor, PVC, PVC



UL AWM 2576 (150 V) VW-1
UL CM
CSA CMG FT4

Operating Temperature

- -20°C to +80°C (AWM)
- -20°C to +75°C (CM)
- -20°C to +60°C (CMG)

Conductor Color Coding

- Chart D

Materials

- Stranded tinned copper conductors
- PVC insulation
- Aluminum/polyester foil shield, 25% overlap min.
Foil facing outward
- Stranded tinned copper drain wire equal in size to conductor
- Slate PVC jacket

Availability

100 ft (30.5 m)
500 ft (152 m)
1000 ft (305 m)

24 AWG (0.23 mm²)

Stranding: 7/32 (7 x 0.20 mm)
Insulation thickness: 0.010 (0.25 mm)

Part No.	Conductors	Nominal Diameter		Jacket Thickness	
		Inch	mm	Inch	mm
1212C	2	0.156	3.96	0.032	0.81
1213C	3	0.163	4.14	0.032	0.81
1214C	4	0.174	4.42	0.032	0.81
1215C	5	0.187	4.75	0.032	0.81
1216C	6	0.201	5.11	0.032	0.81
1217C	7	0.201	5.11	0.032	0.81
1218C	8	0.214	5.44	0.032	0.81
1219C	9	0.228	5.79	0.032	0.81
1219/10C	10	0.244	6.20	0.032	0.81
1219/12C	12	0.251	6.38	0.032	0.81
1219/15C	15	0.270	6.86	0.032	0.81
1219/20C	20	0.298	7.57	0.032	0.81
1219/25C	25	0.332	8.43	0.032	0.81
1219/37C	37	0.376	9.55	0.032	0.81
1219/40C	40	0.390	9.91	0.032	0.81
1219/50C	50	0.427	10.85	0.032	0.81

22 AWG (0.35 mm²)

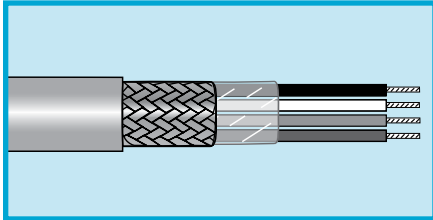
Stranding: 7/30 (7 x 0.25 mm)
Insulation thickness: 0.010 (0.25 mm)

Part No.	Conductors	Nominal Diameter		Jacket Thickness	
		Inch	mm	Inch	mm
1292C	2	0.168	4.27	0.032	0.81
1293C	3	0.176	4.47	0.032	0.81
1294C	4	0.189	4.80	0.032	0.81
1295C	5	0.204	5.18	0.032	0.81
1296C	6	0.219	5.56	0.032	0.81
1297C	7	0.219	5.56	0.032	0.81
1298C	8	0.234	5.94	0.032	0.81
1299C	9	0.250	6.35	0.032	0.81
1299/10C	10	0.268	6.81	0.032	0.81
1299/12C	12	0.276	7.01	0.032	0.81
1299/15C	15	0.298	7.57	0.032	0.81
1299/20C	20	0.330	8.38	0.032	0.81
1299/25C	25	0.368	9.35	0.032	0.81
1299/30C	30	0.389	9.88	0.032	0.81
1299/37C	37	0.418	10.62	0.032	0.81
1299/40C	40	0.433	11.00	0.032	0.81
1299/50C	50	0.482	12.24	0.035	0.89

Communication and Control

300 V Braid Shield, Multiconductor, PVC, PVC

Audio Video Cable



UL AWM 2095 CSA CMG FT4

Applications

- Audio and sound systems experiencing high flexing and needing additional tensile strength

Operating Temperature

- -20°C to +80°C (AMW)
- -20°C to +75°C (CMG)

Conductor Color Coding

- Chart D

Materials

- Stranded tinned copper conductors
- PVC insulation
- Tinned copper braid shield, 85% coverage
- Slate PVC jacket

Availability

100 ft (30.5 m)

500 ft (152 m)

1000 ft (305 m)

Bulk, cut to length

(Minimums may apply)

UL 2095

22 AWG (0.035mm²)

Stranding: 7/30 (7 x 0.25 mm)
Insulation thickness: 0.016 (0.41 mm)

Part No.	Conductors	Nominal Diameter		Jacket Thickness	
		Inch	mm	Inch	mm
M3202	2	0.189	4.80	0.020	0.51
M13203	3	0.199	5.05	0.020	0.51
M3204	4	0.215	5.46	0.020	0.51

UL 2095

20 AWG (0.56 mm²)

Stranding: 7/28 (7 x 0.32 mm)
Insulation thickness: 0.016 (0.41 mm)

Part No.	Conductors	Nominal Diameter		Jacket Thickness	
		Inch	mm	Inch	mm
M3206	2	0.205	5.21	0.020	0.51
M3207	3	0.216	5.49	0.020	0.51
M3208	4	0.234	5.94	0.020	0.51
M13209*	6	0.300	7.62	0.032	0.81
M13210*	12	0.396	10.06	0.040	1.02

*UL AWM 2464. Conductor color code Chart F

UL 2095

18 AWG (0.81 mm²)

Stranding: 16/30 (16 x 0.25 mm)
Insulation thickness: 0.016 (0.41 mm)

Part No.	Conductors	Nominal Diameter		Jacket Thickness	
		Inch	mm	Inch	mm
M3212	2	0.223	5.66	0.020	0.51
M3213	3	0.235	5.97	0.020	0.51
M3214	4	0.256	6.50	0.020	0.51

UL 2095

16 AWG (1.32 mm²)

Stranding: 19/0.0117 (19 x 0.30 mm)
Insulation thickness: 0.016 (0.41 mm)

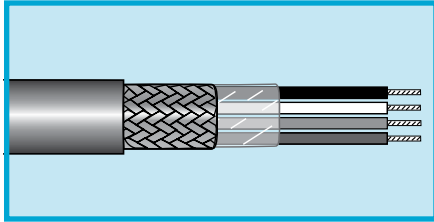
Part No.	Conductors	Nominal Diameter		Jacket Thickness	
		Inch	mm	Inch	mm
M3216	2	0.247	6.27	0.020	0.51
M3217	3	0.261	6.63	0.020	0.51



Communication and Control

300 V Braid Shield, Multiconductor, PVC, PVC

Alpha
Essentials



UL AWM 2095 VW-1
UL AWM 1108
(Single-Conductor Cables)
UL CM
CSA CMG FT4

Operating Temperature

- -20°C to +80°C (AWM)
- -20°C to +75°C (CM)
- -20°C to +60°C (CMG)

Conductor Color Coding

- Chart D

Materials

- Stranded or solid tinned copper conductors
- PVC insulation
- Clear polyester wrap (multiconductor only)
- Bare copper braid shield, 75% coverage
- Slate PVC jacket

Availability

100 ft (30.5 m)
 500 ft (152 m)
 1000 ft (305 m)

22 AWG (0.32 mm²)

Stranding: Solid
 Insulation thickness: 0.020 (0.51 mm)

Part No.	Conductors	Nominal Diameter		Jacket Thickness	
		Inch	mm	Inch	mm
1775C	2	0.195	4.95	0.020	0.51

22 AWG (0.35 mm²)

Stranding: 7/30 (7 x 0.25 mm)
 Insulation thickness: 0.016 (0.41 mm)

Part No.	Conductors	Nominal Diameter		Jacket Thickness	
		Inch	mm	Inch	mm
1735	1	0.124	3.15	0.020	0.51
1736C	2	0.189	4.80	0.020	0.51
1737C	3	0.199	5.05	0.020	0.51
1738C	4	0.215	5.46	0.020	0.51

20 AWG (0.56 mm²)

Stranding: 7/28 (7 x 0.32 mm)
 Insulation thickness: 0.016 (0.41 mm)

Part No.	Conductors	Nominal Diameter		Jacket Thickness	
		Inch	mm	Inch	mm
1741C	2	0.205	5.21	0.020	0.51
1742C	3	0.216	5.49	0.020	0.51
1743C	4	0.234	5.94	0.020	0.51

18 AWG (0.81 mm²)

Stranding: 16/30 (16 x 0.25 mm)
 Insulation thickness: 0.016 (0.41 mm)

Part No.	Conductors	Nominal Diameter		Jacket Thickness	
		Inch	mm	Inch	mm
1745	1	0.141	3.58	0.020	0.51
1746C	2	0.223	5.66	0.020	0.51
1747C	3	0.235	5.97	0.020	0.51
1747/4C	4	0.256	6.50	0.020	0.51

16 AWG (1.32 mm²)

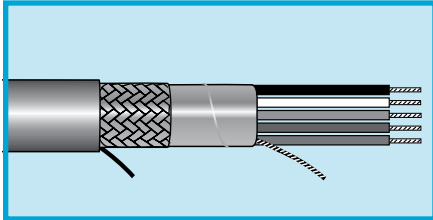
Stranding: 19/0.0117 (19 x 0.30 mm)
 Insulation thickness: 0.016 (0.41 mm)

Part No.	Conductors	Nominal Diameter		Jacket Thickness	
		Inch	mm	Inch	mm
1748C	2	0.247	6.27	0.020	0.51
1749C	3	0.261	6.63	0.020	0.51



Communication and Control

300 V Foil/Braid Shield, Multiconductor, PVC, PVC
Computer Cable



UL AWM 2464
UL CMG
CSA CMG FT4

Applications

- Computer and control

Operating Temperature

- -20°C to +80°C (AWM)
- -20°C to +75°C (CMG)

Conductor Color Coding

- Chart D

Materials

- Stranded tinned copper conductors
- PVC insulation
- Foil + braid shield
Aluminum/polyester foil shield,
25% overlap min.
Foil facing outward
Stranded tinned copper drain
wire equal in size to conductor
Tinned copper braid,
70% coverage
- Slate PVC jacket

Availability

100 ft (30.5 m)
500 ft (152 m)
1000 ft (305 m)
Bulk, cut to length
(Minimums may apply)

20 AWG (0.56 mm²)

Stranding: 7/28 (7 x 0.32 mm)
Insulation thickness: 0.016 (0.41 mm)

Part No.	Conductors	Nominal Diameter		Jacket Thickness	
		Inch	mm	Inch	mm
M5360	2	0.233	5.92	0.032	0.81
M5361	3	0.241	6.12	0.032	0.81
M5362	4	0.262	6.65	0.032	0.81
M5364	6	0.304	7.72	0.032	0.81
M5365	8	0.326	8.28	0.032	0.81
M5366	10	0.373	9.47	0.032	0.81
M5368	15	0.415	10.54	0.032	0.81
M5370	20	0.459	11.66	0.032	0.81
M5372	25	0.513	13.03	0.032	0.81
M5375	40	0.653	16.59	0.053	1.35
M5377	50	0.713	18.11	0.053	1.35

18 AWG (0.81 mm²)

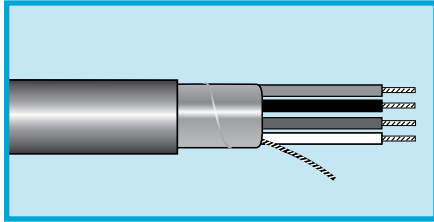
Stranding: 16/30 (16 x 0.25 mm)
Insulation thickness: 0.016 (0.41 mm)

Part No.	Conductors	Nominal Diameter		Jacket Thickness	
		Inch	mm	Inch	mm
M5390	2	0.251	6.38	0.032	0.81
M5391	3	0.263	6.68	0.032	0.81
M5392*	2	0.251	6.38	0.032	0.81
M5393*	3	0.263	6.68	0.032	0.81
M5394	4	0.284	7.21	0.032	0.81
M5396	6	0.328	8.33	0.032	0.81
M5397	8	0.356	9.04	0.032	0.81
M5398	10	0.409	10.39	0.032	0.81
M5400	15	0.456	11.58	0.032	0.81
M5402	20	0.507	12.88	0.032	0.81



Communication and Control

300 V Unshielded and Braid Shield,
Multiconductor, PVC, PVC



UL AWM 2785 VW-1
UL CM
CSA CMG FT4

Operating Temperature

- -20°C to +75°C (CM)
- -20°C to +60°C (AWM, CMG)

Conductor Color Coding

See tables

Materials

- Stranded tinned copper conductors
- PVC insulation
- Tinned copper braid shield, 80% coverage
- Slate PVC jacket

Availability

100 ft (30.5 m)*
500 ft (152 m)*
1000 ft (305 m)

*Parts 1243, 1243/4, and 1243/5 only

22 AWG Composite Shielded and Unshielded, UL AWM 2785, UL CM, and CSA CMG

22 AWG (0.35 mm ²)							
Stranding 7/30 (7 x 0.25 mm) Insulation Thickness 0.016 (0.41 mm)							
Part No.	Conductors	Nominal Diameter		Jacket Thickness		Configuration	
		Inch	mm	Inch	mm	Shielded	Unshielded
1243	3	0.190	4.83	0.020	0.51	1	2
1243/4	4	0.185 x 0.285	4.70 x 7.24	0.020	0.51	2	2
1243/5	5	0.195 x 0.300	4.95 x 7.62	0.020	0.51	3	2

Conductor Color Coding
Shielded: 1 White, 2 Black, 3 Red
Unshielded: 1 Black, 2 Red

22 and 18 AWG Unshielded, UL CM and CSA CMG Only

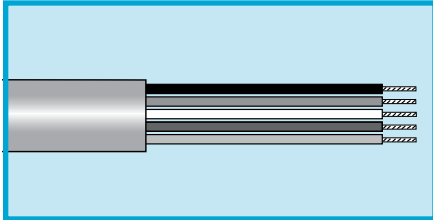
22 AWG (0.35 mm ²)				18 AWG (0.81 mm ²)			
Stranding: 7/30 (7 x 0.25 mm) Insulation thickness: 0.010 (0.25 mm)				16/30 (16 x 0.25 mm) 0.018 (0.45 mm)			
Part No.	Conductors		Nominal Diameter		Jacket Thickness		
	22 AWG	18 AWG	Inch	mm	Inch	mm	
1826C	4	2	0.241	6.12	0.025	0.63	
1827C	5	2	0.247	6.27	0.028	0.71	
1828C	6	2	0.261	6.63	0.028	0.71	

Conductor Color Coding
22 AWG: Chart I
18 AWG: Chart D



Communication and Control

300 V Unshielded, Multiconductor, SR-PVC/PVC, PVC
Audio/Video Cable



**UL AWM 2464, 2509, 2576,
UL CM, CMG
CSA CM, CMG FT4**

Applications

- Unbalanced intercom and sound systems
- Remote circuit control
- Low-voltage circuits

Operating Temperature

- -20°C to +80°C (AWM)
- -20°C to +75°C (CM, CMG)

Conductor Color Coding

- See tables

Materials

- Stranded tinned copper conductors
- PVC or semirigid PVC insulation
- Slate PVC jacket

Availability

100 ft (30.5 m)
500 ft (152 m)
1000 ft (305 m)
Bulk, cut to length
(Minimums may apply)

UL AWM 2509, UL CMG, PVC Insulation

22 AWG (0.35 mm²)

Stranding: 7/30 (7 x 0.25 mm)
Insulation thickness: 0.016 (0.41 mm)
Color Code J

Part No.	Conductors	Nominal Diameter		Jacket Thickness	
		Inch	mm	Inch	mm
M13302	2	0.174	4.42	0.025	0.64

UL AWM 2576, UL CM, PVC Insulation (150 V)

22 AWG (0.35 mm²)

Stranding: 7/30 (7 x 0.25 mm)
Insulation thickness: 0.010 (0.25 mm)

Part No.	Conductors	Nominal Diameter		Jacket Thickness		Color Code
		Inch	mm	Inch	mm	
M13303	3	0.172	4.37	0.032	0.81	Black, Green, Red
M13304	4	0.185	4.70	0.032	0.81	O
M13305	5	0.200	5.08	0.032	0.81	O
M13306	6	0.215	5.46	0.032	0.81	O
M13307	7	0.215	5.46	0.032	0.81	O
M13308	8	0.230	5.84	0.032	0.81	O
M13309	9	0.246	6.25	0.032	0.81	O
M13310	10	0.264	6.71	0.032	0.81	O
M13312	12	0.272	6.91	0.032	0.81	O
M13315	15	0.310	7.87	0.040	1.02	F
M13320	20	0.342	8.69	0.040	1.02	F
M13325	25	0.380	9.65	0.040	1.02	F
M13330	30	0.401	10.19	0.040	1.02	F
M13340	40	0.445	11.30	0.040	1.02	F
M13350	50	0.498	12.65	0.045	1.14	F

UL AWM 2464, UL CM, PVC Insulation

20 AWG (0.56 mm²)

Stranding: 7/28 (7 x 0.32 mm)
Insulation thickness: 0.013 (0.33 mm)

Part No.	Conductors	Nominal Diameter		Jacket Thickness		Color Code
		Inch	mm	Inch	mm	
M13404	4	0.219	5.56	0.032	0.81	O
M13405	5	0.238	6.05	0.032	0.81	O
M13407	7	0.257	6.53	0.032	0.81	O
M13409	9	0.303	7.70	0.035	0.89	O
M13412	12	0.336	8.53	0.035	0.89	O
M13415	15	0.374	9.50	0.040	1.02	F

UL AWM 2509, UL CMG, PVC Insulation

20 AWG (0.56 mm²)

Stranding: 7/28 (7 x 0.32 mm)
Insulation thickness: 0.016 (0.41 mm)
Color Code J

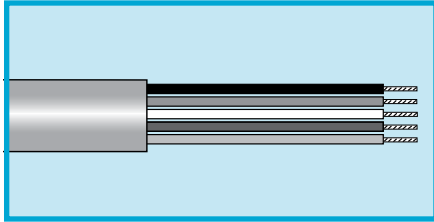
Part No.	Conductors	Nominal Diameter		Jacket Thickness	
		Inch	mm	Inch	mm
M13402	2	0.180	4.57	0.020	0.51



Communication and Control

300 V Unshielded, Multiconductor, SR-PVC, PVC

Audio/Video Cable



UL AWM 2464, 2509, 2598
UL CM, CMG
UL CL2, CL3
CSA CM, CMG FT4

Applications

- Unbalanced intercom and sound systems
- Remote circuit control
- Low-voltage circuits

Operating Temperature

- -20°C to +80°C (AWM)
- -20°C to +75°C (CM, CMG, CL2, CL3)

Conductor Color Coding

- See tables

Materials

- Stranded tinned copper conductors
- PVC or semirigid PVC insulation
- Slate PVC jacket

Availability

100 ft (30.5 m)
 500 ft (152 m)
 1000 ft (305 m)
 Bulk, cut to length
 (Minimums may apply)

UL AWM 2509, UL CMG, PVC Insulation

18 AWG (0.81 mm²)

Stranding: 16/30 (16 x 0.25 mm)
 Insulation thickness: 0.016 (0.41 mm)
 Color Code J

Part No.	Conductors	Nominal Diameter		Jacket Thickness	
		Inch	mm	Inch	mm
M13502	2	0.198	5.03	0.020	0.51

UL AWM 2598, UL CM, PVC Insulation

18 AWG (0.96 mm²)

Stranding: 19/30 (19 x 0.25 mm)
 Insulation thickness: 0.018 (0.46 mm)

Part No.	Conductors	Nominal Diameter		Jacket Thickness		Color Code
		Inch	mm	Inch	mm	
M13503	3	0.249	6.32	0.032	0.81	O
M13504	4	0.272	6.91	0.032	0.81	O
M13505	5	0.297	7.54	0.032	0.81	O
M13507	7	0.333	8.46	0.037	0.94	O
M13509	9	0.387	9.83	0.037	0.94	O
M13512	12	0.437	11.10	0.040	1.02	F
M13515	15	0.485	12.32	0.045	1.14	F
M13519	19	0.520	13.21	0.045	1.14	F
M13525	25	0.636	16.15	0.060	1.52	F

UL AWM 2463, UL CL2 or CL3, PVC Insulation

14 AWG (2.08 mm²)

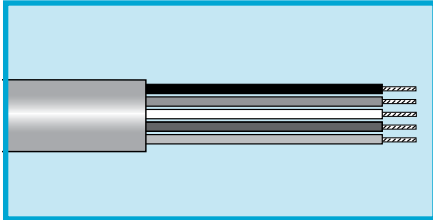
Stranding: 19/0.0147 (19 x 0.37 mm)
 Insulation thickness: 0.032 (0.81 mm)
 Color Code F

Part No.	Conductors	Nominal Diameter		Jacket Thickness		Approval
		Inch	mm	Inch	mm	
M13582	2	0.346	8.79	0.035	0.89	CL2
M13584	4	0.404	10.26	0.035	0.89	CL3

Communication and Control

300 V Unshielded, Multiconductor, SR-PVC, PVC

Audio/Video Cable



UL AWM 2464, 2509, 2576
UL CMG
CSA CMG FT4

Applications

- Unbalanced intercom and sound systems
- Remote circuit controls
- Telephones
- Low-voltage circuits

Operating Temperature

- -20°C to +80°C (AWM)
- -20°C to +75°C (CMG)

Conductor Color Coding

- Chart E for AWM 2464
- Chart D for AWM 2576

Materials

- Stranded tinned copper conductors
- Semirigid PVC insulation
- Slate PVC jacket

Availability

100 ft (30.5 m)

500 ft (152 m)

1000 ft (305 m)

Bulk, cut to length

(Minimums may apply)

UL AWM 2464, UL CMG

24 AWG (0.22 mm²)

Stranding: 7/32 (7 x 0.20 mm)
Insulation thickness: 0.010 (0.25 mm)
Color Code E

Part No.	Conductors	Nominal Diameter		Jacket Thickness	
		Inch	mm	Inch	mm
M38902	2	0.155	3.94	0.032	0.81
M38903	3	0.162	4.11	0.032	0.81
M38904	4	0.173	4.39	0.032	0.81
M38906	6	0.200	5.08	0.032	0.81
M38908	8	0.213	5.41	0.032	0.81
M38910	10	0.243	6.17	0.032	0.81
M38915	15	0.269	6.83	0.032	0.81
M38920	20	0.297	7.54	0.032	0.81
M38925	25	0.331	8.41	0.032	0.81
M38930	30	0.349	8.86	0.032	0.81
M38940	40	0.389	9.88	0.032	0.81
M38950	50	0.426	10.82	0.032	0.81

UL AWM 2576, UL CMG

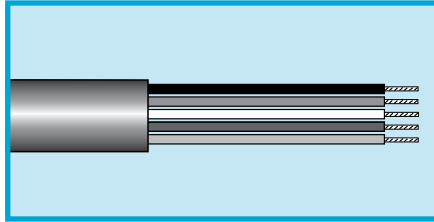
22 AWG (0.35 mm²)

Stranding: 7/30 (7 x 0.25 mm)
Insulation thickness: 0.010 (0.25 mm)
Color Code D

Part No.	Conductors	Nominal Diameter		Jacket Thickness	
		Inch	mm	Inch	mm
M33302	2	0.164	4.16	0.032	0.81
M33303	3	0.175	4.45	0.032	0.81
M33304	4	0.188	4.78	0.032	0.81
M33305	5	0.203	5.16	0.032	0.81
M33306	6	0.218	5.54	0.032	0.81
M33308	8	0.233	5.92	0.032	0.81
M33310	10	0.267	6.78	0.032	0.81
M33312	12	0.275	6.99	0.032	0.81
M33315	15	0.297	7.54	0.032	0.81
M33320	20	0.329	8.36	0.032	0.81
M33325	25	0.367	9.32	0.032	0.81

Communication and Control

300 V Unshielded, Multiconductor, SR-PVC, PVC
Computer Cable



UL AWM 2464
UL CL2
CSA AWM I/II A/B FT4

Applications

- Control and signal wiring
- Computers
- Instrumentation

Operating Temperature

- -20°C to +105°C (CSA)
- -20°C to +90°C (CL2)
- -20°C to +80°C (AWM)

Conductor Color Coding

- See tables

Materials

- Stranded tinned copper conductors
- Semirigid PVC insulation
- Slate PVC jacket

Availability

100 ft (30.5 m)
500 ft (152 m)
1000 ft (305 m)

24 AWG (0.22 mm²)

Stranding: 7/32 (7 x 0.20 mm)
Insulation thickness: 0.010 (0.25 mm)

Part No.	Conductors	Nominal Diameter		Jacket Thickness		Color Code
		Inch	mm	Inch	mm	
882402	2	0.152	3.86	0.032	0.81	E
882403	3	0.159	4.04	0.032	0.81	E
882404	4	0.170	4.32	0.032	0.81	E

22 AWG (0.35 mm²)

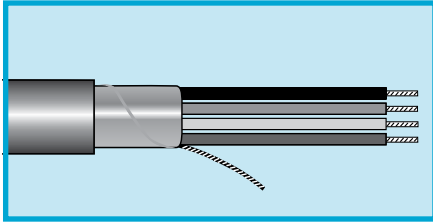
Stranding: 7/30 (7 x 0.25 mm)
Insulation thickness: 0.010 (0.25 mm)

Part No.	Conductors	Nominal Diameter		Jacket Thickness		Color Code
		Inch	mm	Inch	mm	
882202	2	0.164	4.17	0.032	0.81	R
882203	3	0.172	4.37	0.032	0.81	R
882204	4	0.185	4.70	0.032	0.81	R
882205	5	0.200	5.08	0.032	0.81	R
882206	6	0.215	5.46	0.032	0.81	R
882207	7	0.215	5.46	0.032	0.81	R
882208	8	0.230	5.84	0.032	0.81	R
882209	9	0.246	6.25	0.032	0.81	R
882210	10	0.264	6.71	0.032	0.81	R
882212	12	0.272	6.91	0.032	0.81	R
882215	15	0.294	7.47	0.032	0.81	F
882220	20	0.326	8.28	0.032	0.81	F



Communication and Control

300 V Foil Shield, Multiconductor, SR-PVC, PVC
Computer Cable



UL AWM 2464
UL CMG
CSA CMG FT4

Applications

- Computer and control

Operating Temperature

- -20°C to +80°C (AWM)
- -20°C to +75°C (CMG)

Conductor Color Coding

- Chart E

Materials

- Stranded tinned copper conductors
- Semirigid PVC insulation
- Aluminum/polyester foil shield, 25% overlap min.
Foil facing inward
Stranded tinned copper drain wire equal in size to conductor
- Slate PVC jacket

Availability

100 ft (30.5 m)
500 ft (152 m)
1000 ft (305 m)
Bulk, cut to length
(Minimums may apply)

24 AWG (0.22 mm²)

Stranding: 7/32 (7 x 0.20 mm)
Insulation thickness: 0.010 (0.25 mm)

Part No.	Conductors	Nominal Diameter		Jacket Thickness	
		Inch	mm	Inch	mm
M4602	2	0.159	4.04	0.032	0.81
M4603	3	0.166	4.22	0.032	0.81
M4604	4	0.178	4.52	0.032	0.81
M4606	6	0.204	5.18	0.032	0.81
M4607	8	0.217	5.51	0.032	0.81
M4608	10	0.247	6.27	0.032	0.81
M4610	15	0.273	6.93	0.032	0.81
M4612	20	0.301	7.65	0.032	0.81
M4614	25	0.335	8.51	0.032	0.81
M4616	30	0.353	8.97	0.032	0.81

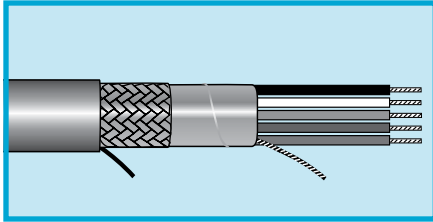
22 AWG (0.35 mm²)

Stranding: 7/30 (7 x 0.25 mm)
Insulation thickness: 0.010 (0.25 mm)

Part No.	Conductors	Nominal Diameter		Jacket Thickness	
		Inch	mm	Inch	mm
M4633	2	0.171	4.34	0.032	0.81
M4634	3	0.179	4.55	0.032	0.81
M4635	4	0.192	4.88	0.032	0.81
M4636	6	0.222	5.64	0.032	0.81
M4638	8	0.237	6.02	0.032	0.81
M4640	10	0.271	6.88	0.032	0.81
M4642	15	0.301	7.65	0.032	0.81
M4644	20	0.333	8.46	0.032	0.81
M4646	25	0.371	9.42	0.032	0.81
M4648	30	0.392	9.96	0.032	0.81
M4650	40	0.436	11.07	0.032	0.81
M4652	50	0.479	12.17	0.032	0.81

Communication and Control

300 V Foil/Braid Shield, Multiconductor, SR-PVC, PVC
Computer Cable



UL AWM 2464
UL CMG
CSA CMG FT4

Applications

- RS-232
- Modems
- Multiplexers
- Serial data interfaces

Operating Temperature

- -20°C to +80°C (AWM)
- -20°C to +75°C (CMG)

Conductor Color Coding

- Chart D

Materials

- Stranded tinned copper conductors
- Semirigid PVC insulation
- Foil + braid shield
Aluminum/polyester foil shield,
25% overlap min.
Foil facing outward
Stranded tinned copper drain
wire equal in size to conductor
Tinned copper braid,
65% coverage
- Slate PVC jacket

Availability

100 ft (30.5 m)
500 ft (152 m)
1000 ft (305 m)
Bulk, cut to length
(Minimums may apply)

65% Braid Coverage

28 AWG (0.08 mm²)

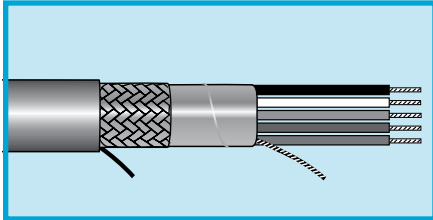
Stranding: 7/36 (7 x 0.12 mm)
Insulation thickness: 0.010 (0.25 mm)

Part No.	Conductors	Nominal Diameter		Jacket Thickness	
		Inch	mm	Inch	mm
M2403	3	0.165	4.19	0.032	0.81
M2404	4	0.175	4.45	0.032	0.81
M2405	5	0.185	4.70	0.032	0.81
M2406	6	0.196	4.98	0.032	0.81
M2407	7	0.196	4.98	0.032	0.81
M2408	8	0.206	5.23	0.032	0.81
M2409	9	0.217	5.51	0.032	0.81
M2410	10	0.230	5.84	0.032	0.81
M2412	15	0.251	6.38	0.032	0.81
M2414	25	0.300	7.62	0.032	0.81

Mutual capacitance: 25 pF/ft (82 pF/m)
Ground capacitance: 45 pF/ft (147.6 pF/m)

Communication and Control

300 V Foil/Braid Shield, Multiconductor, SR-PVC, PVC
Computer Cable



UL AWM 2464
UL CMG
CSA CMG FT4

Applications

- RS-232
- Modems
- Multiplexers
- Serial data interfaces

Operating Temperature

- -20°C to +80°C (AWM)
- -20°C to +75°C (CMG)

Conductor Color Coding

- Chart D

Materials

- Stranded tinned copper conductors
- Semirigid PVC insulation
- Foil + braid shield
Aluminum/polyester foil shield,
25% overlap min.
Foil facing outward
Stranded tinned copper drain
wire equal in size to conductor
Tinned copper braid, 65% or
70% coverage
- Slate PVC jacket

Availability

100 ft (30.5 m)
500 ft (152 m)
1000 ft (305 m)
Bulk, cut to length
(Minimums may apply)

65% Braid Coverage

24 AWG (0.22 mm²)

Stranding: 7/32 (7 x 0.20 mm)
Insulation thickness: 0.010 (0.25 mm)

Part No.	Conductors	Nominal Diameter		Jacket Thickness		Color Code
		Inch	mm	Inch	mm	
M2438	3	0.185	4.70	0.032	0.81	O
M2439	4	0.196	4.98	0.032	0.81	O
M2440	5	0.209	5.31	0.032	0.81	O
M2441	6	0.223	5.66	0.032	0.81	O
M2442	7	0.223	5.66	0.032	0.81	O
M2443	8	0.236	5.99	0.032	0.81	O
M2444	9	0.250	6.35	0.032	0.81	O
M2445	10	0.266	6.76	0.032	0.81	O
M2447	15	0.292	7.42	0.032	0.81	F
M2449	25	0.354	8.99	0.032	0.81	F

Mutual capacitance: 32 pF/ft (105 pF/m)
Ground capacitance: 58 pF/ft (190 pF/m)

70% Braid Coverage

22 AWG (0.35 mm²)

Stranding: 7/30 (7 x 0.25 mm)
Insulation thickness: 0.010 (0.25 mm)

Part No.	Conductors	Nominal Diameter		Jacket Thickness	
		Inch	mm	Inch	mm
M5333	2	0.193	4.90	0.032	0.81
M5334	3	0.201	5.11	0.032	0.81
M5335	4	0.214	5.44	0.032	0.81
M5336	6	0.244	6.20	0.032	0.81
M5338	8	0.259	6.58	0.032	0.81
M5340	10	0.293	7.44	0.032	0.81
M5342	15	0.323	8.20	0.032	0.81
M5344	20	0.355	9.02	0.032	0.81
M5346	25	0.393	9.98	0.032	0.81
M5348	30	0.414	10.52	0.032	0.81
M5350	40	0.458	11.63	0.032	0.81
M5352	50	0.501	12.73	0.032	0.81

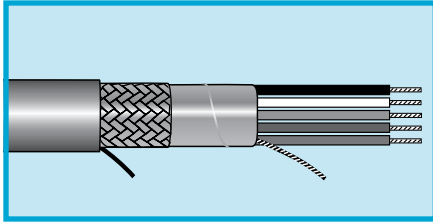
Mutual capacitance: 36 pF/ft (118.1 pF/m)
Ground capacitance: 65 pF/ft (213.3 pF/m)

Part No. M5333:
Mutual capacitance: 39 pF/ft (128 pF/m)
Ground capacitance: 70 pF/ft (229.7 pF/m)



Communication and Control

300 V Foil/Braid Shield, Multiconductor, SR-PVC, PVC
Computer Cable



UL AWM 2464
UL CMG
CSA CMG FT4

Applications

- RS-232
- Modems
- Multiplexers
- Serial data interfaces

Operating Temperature

- -20°C to +80°C (AWM)
- -20°C to +75°C (CMG)

Conductor Color Coding

- Chart D

Materials

- Stranded tinned copper conductors
- Semirigid PVC insulation
- Foil + braid shield
Aluminum/polyester foil shield,
25% overlap min.
Foil facing outward
Stranded tinned copper drain
wire equal in size to conductor
Tinned copper braid, 65% or
70% coverage
- Slate PVC jacket

Availability

100 ft (30.5 m)
500 ft (152 m)
1000 ft (305 m)
Bulk, cut to length
(Minimums may apply)

65% Braid Coverage

22 AWG (0.35 mm²)

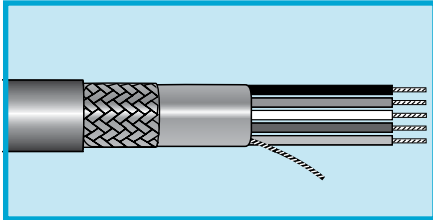
Stranding: 7/30 (7 x 0.25 mm)
Insulation thickness: 0.010 (0.25 mm)

Part No.	Conductors	Nominal Diameter		Jacket Thickness		Color Code
		Inch	mm	Inch	mm	
M2473	3	0.198	5.03	0.032	0.81	O
M2474	4	0.211	5.36	0.032	0.81	O
M2475	5	0.226	5.74	0.032	0.81	O
M2476	6	0.241	6.12	0.032	0.81	O
M2477	7	0.241	6.12	0.032	0.81	O
M2478	8	0.256	6.50	0.032	0.81	O
M2479	9	0.272	6.91	0.032	0.81	O
M2480	10	0.290	7.37	0.032	0.81	O
M2481	15	0.320	8.13	0.032	0.81	F
M2482	25	0.390	9.91	0.032	0.81	F

Mutual capacitance: 36 pF/ft (118.1 pF/m)
Ground capacitance: 65 pF/ft (213.3 pF/m)

Communication and Control

300 V Foil/Braid Shield, Multiconductor, SR-PVC, PVC



UL AWM 2464 VW-1
UL CL2
CSA CMG FT4

Operating Temperature

- -20°C to +80°C (AWM)
- -20°C to +75°C (CL2)
- -20°C to +60°C (CMG)

Conductor Color Coding

- Chart D

Materials

- Stranded tinned copper conductors
- Semirigid PVC insulation
- Foil + braid shield
Aluminum/polyester/aluminum foil shield, 25% overlap min.
Foil facing outward
- Stranded tinned copper drain wire equal in size to the conductor
- Slate PVC jacket

Availability

100 ft (30.5 m)
500 ft (152 m)
1000 ft (305 m)

28 AWG (0.08 mm²)

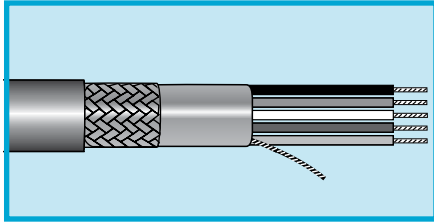
Stranding: 7/36 (7 x 0.13 mm)
Insulation thickness: 0.010 (0.25 mm)

Part No.	Conductors	Nominal Diameter		Jacket Thickness	
		Inch	mm	Inch	mm
3463*	3	0.171	4.34	0.035	0.89
3464C	4	0.181	4.60	0.035	0.89
3465C	5	0.191	4.85	0.035	0.89
3466C	6	0.202	5.13	0.035	0.89
3467C	7	0.202	5.13	0.035	0.89
3468C	8	0.212	5.38	0.035	0.89
3469C	9	0.223	5.66	0.035	0.89
3470C	10	0.236	5.99	0.035	0.89
3470/15C	15	0.267	6.78	0.035	0.89
3470/25C	25	0.312	7.92	0.035	0.89
3470/37C	37	0.347	8.81	0.035	0.89
3470/50C	50	0.397	10.08	0.035	0.89

*UL AWM 2464/CSA CMG only.

Communication and Control

300 V Overall Foil/Braid Shield, Multiconductor,
SR-PVC, PVC



UL AWM 2464 VW-1
UL CM
CSA CMG FT4

Operating Temperature

- -20°C to +80°C (AWM)
- -20°C to +75°C (CM)
- -20°C to +60°C (CMG)

Conductor Color Coding

- See table below for 3-conductor through 10-conductor cables
- Chart F for 15-conductor through 50-conductor cables

Materials

- Stranded tinned copper conductors
- Semirigid PVC insulation
- Foil + braid shield
Aluminum/polyester foil shield, 25% overlap min.
Foil facing outward
Stranded tinned copper drain wire, 24 AWG (0.22 mm²), 7/32 (7 x 0.22 mm)
Tinned copper braid, 65% coverage
- Slate PVC jacket

Availability

100 ft (30.5 m)
500 ft (152 m)
1000 ft (305 m)

24 AWG (0.22 mm²)

Stranding: 7/32 (7 x 0.20 mm)
Insulation thickness: 0.010 (0.25 mm)

Part No.	Conductors	Nominal Diameter		Jacket Thickness	
		Inch	mm	Inch	mm
6327	3	0.185	4.70	0.032	0.81
6328	4	0.196	4.98	0.032	0.81
6329	5	0.209	5.31	0.032	0.81
6330	6	0.223	5.66	0.032	0.81
6331	7	0.223	5.66	0.032	0.81
6332	8	0.236	5.99	0.032	0.81
6333	9	0.250	6.35	0.032	0.81
6334	10	0.266	6.76	0.032	0.81
6335	15	0.292	7.42	0.032	0.81
6336	25	0.354	8.99	0.032	0.81
6337	37	0.398	10.11	0.032	0.81
6338	50	0.449	11.40	0.032	0.81

Mutual capacitance: 32 pF/ft (105 pF/m)
Ground capacitance: 58 pF/ft (190 pF/m)

22 AWG (0.35 mm²)

Stranding: 7/30 (7 x 0.25 mm)
Insulation thickness: 0.010 (0.25 mm)

Part No.	Conductors	Nominal Diameter		Jacket Thickness	
		Inch	mm	Inch	mm
6339	3	0.198	5.03	0.032	0.81
6340	4	0.211	5.36	0.032	0.81
6341	5	0.226	5.74	0.032	0.81
6342	6	0.241	6.12	0.032	0.81
6343	7	0.241	6.12	0.032	0.81
6344	8	0.256	6.50	0.032	0.81
6345	9	0.272	6.91	0.032	0.81
6346	10	0.290	7.37	0.032	0.81
6347	15	0.320	8.13	0.032	0.81
6348	25	0.390	9.91	0.032	0.81
6349	37	0.440	11.18	0.032	0.81
6350	50	0.540	13.72	0.053	1.35

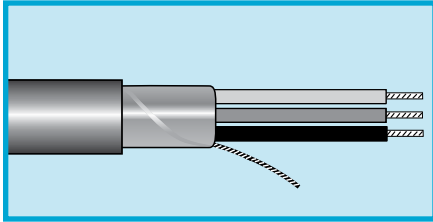
Mutual capacitance: 36 pF/ft (118 pF/m)
Ground capacitance: 65 pF/ft (213 pF/m)

Color Coding: 3 through 10 Conductors

1 Black	6 Blue
2 White	7 Orange
3 Red	8 Yellow
4 Green	9 Violet
5 Brown	10 Slate

Communication and Control

300 V Foil Shield, Multiconductor, PE, PVC



**UL AWM 2092, 2093,
2094 VW-1**
UL CMG
CSA CMG FT4

Operating Temperature

- -20°C to +75°C (CMG)
- -20°C to +60°C (AWM)

Conductor Color Coding

- 1 Black, 2 Red, 3 Natural,
4 Green

Materials

- Stranded tinned copper conductors
- Polyethylene insulation
- Aluminum/polyester foil shield, 25% overlap min.
Foil facing outward
- Stranded tinned copper drain wire (see table for sizes)
- Slate PVC jacket

Availability

100 ft (30.5 m)
500 ft (152 m), spool or box
1000 ft (305 m), spool or box

24 AWG (0.23 mm²)

Stranding: 7/32 (7 x 0.20 mm)
Insulation thickness: 0.016 (0.41 mm)
24 AWG (0.22 mm²) drain wire

Part No.	Conductors	Nominal Diameter		Jacket Thickness		AWM
		Inch	mm	Inch	mm	
2400C	2	0.156	3.96	0.020	0.51	2092

22 AWG (0.35 mm²)

Stranding: 7/30 (7 x 0.25 mm)
Insulation thickness: 0.016 (0.41 mm)
22 AWG (0.35 mm²) drain wire

Part No.	Conductors	Nominal Diameter		Jacket Thickness		AWM
		Inch	mm	Inch	mm	
2401C*	2	0.168	4.27	0.020	0.51	2092
2402C	2	0.168	4.27	0.020	0.51	2092
2403C	3	0.178	4.52	0.020	0.51	2093
2404C	4	0.194	4.93	0.020	0.51	2094

20 AWG (0.56 mm²)

Stranding: 7/28 (7 x 0.32 mm)
Insulation thickness: 0.016 (0.41 mm)
20 AWG (0.50 mm²) drain wire

Part No.	Conductors	Nominal Diameter		Jacket Thickness		AWM
		Inch	mm	Inch	mm	
2411C*	2	0.184	4.67	0.020	0.51	2092
2412C	2	0.184	4.67	0.020	0.51	2092
2413C	3	0.195	4.95	0.020	0.51	2093
2414C	4	0.213	5.41	0.020	0.51	2094

18 AWG (0.81 mm²)

Stranding: 16/30 (16 x 0.25 mm)
Insulation thickness: 0.016 (0.41 mm)
20 AWG (0.50 mm²) drain wire

Part No.	Conductors	Nominal Diameter		Jacket Thickness		AWM
		Inch	mm	Inch	mm	
2421C*	2	0.202	5.13	0.020	0.51	2092
2422C	2	0.202	5.13	0.020	0.51	2092
2423C	3	0.214	5.44	0.020	0.51	2093
2424C	4	0.235	5.97	0.020	0.51	2094

16 AWG (1.32 mm²)

Stranding: 19/0.117 (19 x 0.30 mm)
Insulation thickness: 0.016 (0.41 mm)
18 AWG (0.81 mm²) drain wire

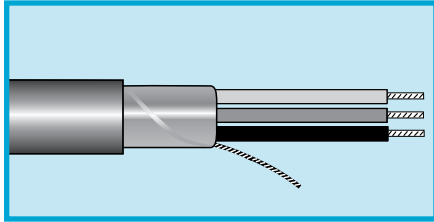
Part No.	Conductors	Nominal Diameter		Jacket Thickness		AWM
		Inch	mm	Inch	mm	
2432C	2	0.226	5.74	0.020	0.51	2092
2433C	3	0.240	6.10	0.020	0.51	2093



*Color code: 1 black, 2 natural.

Communication and Control

150 V Foil Shield, Multiconductor, PE, PVC



UL CL2
CSA AWM I/II A/B FT4

Operating Temperature

- -20°C to +75°C (CL2)
- -20°C to +60°C (AWM)

Conductor Color Coding

- 1 Black, 2 Red, 3 Natural, 4 Green

Materials

- Stranded tinned copper conductors
- Polyethylene insulation
- Aluminum/polyester foil shield, 25% overlap min.
Foil facing outward
- Stranded tinned copper drain wire (see table for sizes)
- Slate PVC jacket

Availability

100 ft (30.5 m)
500 ft (152 m), spool or box
1000 ft (305 m), spool or box

14 AWG (2.08 mm²)

Stranding: 41/30 (41 x 0.25 mm)
Insulation thickness: 0.020 (0.51 mm)
16 AWG (1.32 mm²) drain wire

Part No.	Conductors	Nominal Diameter		Jacket Thickness		UL
		Inch	mm	Inch	mm	
2442C	2	0.292	7.42	0.030	0.76	CL2

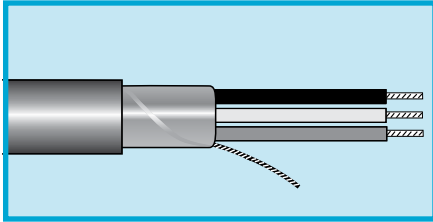
12 AWG (3.29 mm²)

Stranding: 65/30 (65 x 0.25 mm)
Insulation thickness: 0.020 (0.51 mm)
14 AWG (2.08 mm²) drain wire

Part No.	Conductors	Nominal Diameter		Jacket Thickness		UL
		Inch	mm	Inch	mm	
2444C	2	0.330	8.38	0.030	0.76	CL2

Communication and Control

300 V Foil Shield, Multiconductor, PP, PE, PVC/PVC



**UL CM
VW-1
CSA CMG FT4**

Operating Temperature

- -20°C to +75°C (CM)
- -20°C to +60°C (CMG)

Conductor Color Coding

- 1 White, 2 Black, 3 Red, 4 Green
- 1 Black, 2 Red, 3 White, 4 Green

Materials

- Stranded tinned copper conductors (except 2460C)
- PP, PE, or PVC insulation
- Aluminum/polyester foil shield, 25% overlap min.
Foil facing outward
1243/3C: foil facing inward
- Stranded tinned copper drain wire (except 2460C)
- Slate PVC jacket
2461C: slate or black

Availability

100 ft (30.5 m)
500 ft (152 m)
1000 ft (305 m)

Polypropylene Insulation

22 AWG (0.35 mm²)

Stranding: 7/30 (7 x 0.25 mm) or solid
Insulation Thickness: 0.008 (0.20 mm)

Part No.	Conductors	Nominal Diameter		Jacket Thickness		Configuration	
		Inch	mm	Inch	mm	Shielded	Unshielded
2460C	2 (solid)	0.126	3.20	0.020	0.51	2	0
2461C	2	0.136	3.45	0.020	0.51	2	0

Polyethylene Insulation

20 AWG (0.56 mm²)

Stranding: 7/28 (7 x 0.32 mm)
Insulation Thickness: 0.014 (0.36 mm)

Part No.	Conductors	Nominal Diameter		Jacket Thickness		Configuration	
		Inch	mm	Inch	mm	Shielded	Unshielded
1243/3C*	3	0.210	5.33	0.030	0.76	2	1
2464C**	4	0.165	4.19	0.020	0.51	2	2

*Two conductors twisted and foil shielded. Overall foil shield.
**Unshielded.

PVC Insulation

20 AWG (0.56 mm²)

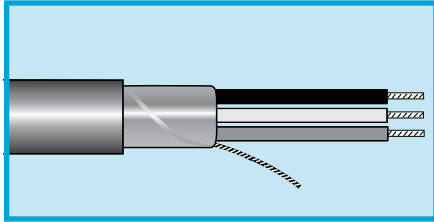
Stranding: 7/28 (7 x 0.32 mm)
Insulation Thickness: 0.015 (0.38 mm)

Part No.	Conductors	Nominal Diameter		Jacket Thickness		Configuration	
		Inch	mm	Inch	mm	Shielded	Unshielded
2465C	4	0.240	6.10	0.030	0.76	2	2

Communication and Control

300 V Foil Shield, Multiconductor, SR-PVC, PVC

Alpha
Essentials



UL AWM 2464 VW-1
UL CM
CSA CMG FT4

Operating Temperature

- -20°C to +80°C (AWM)
- -20°C to +75°C (CM)
- -20°C to +60°C (CMG)

Conductor Color Coding

- Chart F

Materials

- Stranded tinned copper conductors
- Semirigid PVC insulation
- Aluminum/polyester foil shield, 25% overlap min.
Foil facing outward
- Stranded tinned copper drain wire equal in size to conductor
- Slate PVC jacket

Availability

100 ft (30.5 m)
500 ft (152 m)
1000 ft (305 m)

24 AWG (0.22 mm²)

Stranding: 7/32 (7 x 0.20 mm)
Insulation thickness: 0.010 (0.25 mm)


Part No.	Conductors	Nominal Diameter		Jacket Thickness	
		Inch	mm	Inch	mm
6300/3*	3	0.163	4.14	0.032	0.81
6300/4*	4	0.174	5.44	0.032	0.81
6305	5	0.187	4.75	0.032	0.81
6306*	6	0.201	5.11	0.032	0.81
6300/8*	8	0.214	5.44	0.032	0.81
6300/10*	10	0.244	6.20	0.032	0.81
6307	15	0.270	6.86	0.032	0.81
6308	20	0.298	7.57	0.032	0.81
6309	25	0.332	8.43	0.032	0.81
6310	30	0.366	9.30	0.040	1.02
6311	40	0.406	10.31	0.040	1.02
6312	50	0.453	11.51	0.045	1.14

Mutual capacitance: 32 pF/ft (105 pF/m)
Ground capacitance: 58 pF/ft (190 pF/m)



Communication and Control

300 V Spiral Shield, Multiconductor, PVC, PVC



AWM 2095 AWM 1108 (Single-conductor cables)

Operating Temperature

- 20°C to +80°C

Conductor Color Coding

- 1 Black, 2 Red, 3 White, 4 Green, 5 Yellow, 6 Blue

Materials

- Stranded tinned copper conductors
- PVC insulation
- Clear polyester wrap (multiconductor only)
- Bare copper spiral shield, 95% coverage
- Slate PVC jacket

Availability

- 100 ft (30.5 m)
- 500 ft (152 m)
- 1000 ft (305 m)

22 AWG (0.35 mm²)

Stranding: 7/30 (7 x 0.25 mm)
Insulation thickness: 0.016 (0.41 mm)

Part No.	Conductors	Nominal Diameter		Jacket Thickness	
		Inch	mm	Inch	mm
2254/1	1	0.112	2.84	0.020	0.51
2254	2	0.177	4.50	0.020	0.51
2254/3	3	0.187	4.75	0.020	0.51
2254/4	4	0.206	5.23	0.020	0.51
2254/6	6	0.243	6.17	0.020	0.51

20 AWG (0.56 mm²)

Stranding: 10/30 (10 x 0.25 mm)
Insulation thickness: 0.016 (0.41 mm)

Part No.	Conductors	Nominal Diameter		Jacket Thickness	
		Inch	mm	Inch	mm
2256/1	1	0.119	3.02	0.020	0.51
2256	2	0.191	4.85	0.020	0.51
2256/3	3	0.202	5.13	0.020	0.51
2256/4	4	0.223	5.66	0.020	0.51
2256/6	6	0.264	6.71	0.020	0.51

18 AWG (0.81 mm²)

Stranding: 16/30 (16 x 0.25 mm)
Insulation thickness: 0.016 (0.41 mm)

Part No.	Conductors	Nominal Diameter		Jacket Thickness	
		Inch	mm	Inch	mm
2258/1	1	0.129	3.28	0.020	0.51
2258	2	0.214	5.44	0.020	0.51
2258/3	3	0.226	5.74	0.020	0.51
2258/4	4	0.247	6.27	0.020	0.51

16 AWG (1.32 mm²)

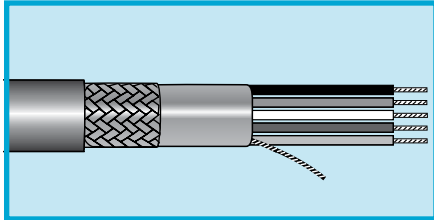
Stranding: 26/30 (26 x 0.25 mm)
Insulation thickness: 0.016 (0.41 mm)

Part No.	Conductors	Nominal Diameter		Jacket Thickness	
		Inch	mm	Inch	mm
2260	2	0.240	6.10	0.020	0.51
2260/3	3	0.254	6.45	0.020	0.51

Communication and Control

300 V Foil/Braid Shield, Multiconductor, Foam PP, PVC
Low-Capacitance Data Cable

Alpha
Essentials



UL AWM 2919 (30 V) VW-1
UL CL2
CSA CMG FT4

Operating Temperature

- -20°C to +80°C (AWM)
- -20°C to +75°C (CL2)
- -20°C to +60°C (CMG)

Conductor Color Coding

- Chart D for 3-conductor to 9-conductor cables
- Chart F for 25-conductor cables

Materials

- Stranded tinned copper conductors
- Foam polypropylene insulation
- Foil + braid shield
Aluminum/polyester/aluminum foil shield, 25% overlap min.
Foil facing outward
- Stranded tinned copper drain wire equal in size to conductor
- Tinned copper braid shield, 65% coverage
- Slate PVC jacket

Availability

1000 ft (305 m)

28 AWG (0.08 mm ²)					
Stranding: 7/36 (7 x 0.13 mm)					
Insulation thickness: 0.013 (0.33 mm)					
Part No.*	Conductors	Nominal Diameter		Jacket Thickness	
		Inch	mm	Inch	mm
3483	3	0.184	4.67	0.035	0.89
3484C	4	0.195	4.95	0.035	0.89
3488C	8	0.232	5.89	0.035	0.89
3489C	9	0.245	6.22	0.035	0.89
3490/25C	25	0.348	8.84	0.035	0.89

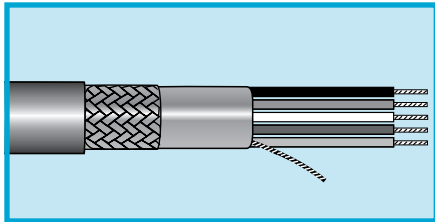
Mutual capacitance: 12 pF/ft (39.4 pF/m)
Ground capacitance: 20 pF/ft (65.6 pF/m)

*C suffix part no. are CL2 approved.



Communication and Control

300 V Foil/Braid Shield, Multiconductor, Foam PE, PVC
Low-Capacitance Data Cable



**UL AWM 2919 (30 V) VW-1
UL CM
CSA CMH FT1**

Operating Temperature

- -20°C to +80°C (AWM)
- -20°C to +75°C (CM)
- -20°C to +60°C (CMH)

Conductor Color Coding

- Chart F for 15 through 37 conductors. Other parts, see table at right.

Materials

- Stranded tinned copper conductors
- Foam polyethylene insulation
- Foil + braid shield
Aluminum/polyester foil shield,
25% overlap min.
Foil facing outward
Stranded tinned copper drain
wire equal in size to conductor
Tinned copper braid,
65% coverage
- Slate PVC jacket

Availability

100 ft (30.5 m)
500 ft (152 m)
1000 ft (305 m)

24 AWG (0.22 mm²)

Stranding: 7/32 (7 x 0.20 mm)
Insulation thickness: 0.016 (0.41 mm)

Part No.	Conductors	Nominal Diameter		Jacket Thickness	
		Inch	mm	Inch	mm
6351	3	0.217	5.51	0.035	0.89
6352	4	0.231	5.87	0.035	0.89
6353	5	0.248	6.30	0.035	0.89
6354	6	0.265	6.73	0.035	0.89
6355	7	0.265	6.73	0.035	0.89
6356	8	0.282	7.16	0.035	0.89
6357	9	0.300	7.62	0.035	0.89
6358	10	0.320	8.13	0.035	0.89
6359	15	0.353	8.97	0.035	0.89
6360	25	0.432	10.97	0.035	0.89
6361	37	0.514	13.06	0.048	1.22

Mutual capacitance: 12 pF/ft (39.4 pF/m)
Ground capacitance: 22 pF/ft (72.2 pF/m)

Color Coding

1 Black	5 Brown	9 Violet
2 White	6 Blue	10 Slate
3 Red	7 Orange	
4 Green	8 Yellow	

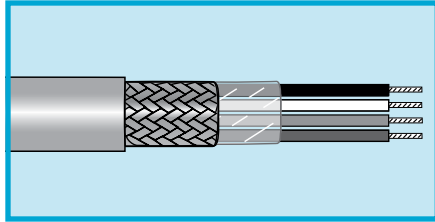


Communication and Control

300 V Braid Shield, Multiconductor, PE, PVC

Audio/Video Cable

Alpha
Essentials



UL AWM 2092, 2093, 2094
UL CM

Applications

- Sensing
- Recording
- Monitoring devices
- Telemetry

Operating Temperature

- -20°C to +75°C (CM)
- -20°C to +60°C (AWM)

Conductor Color Coding

- Chart H

Materials

- Stranded tinned copper conductors
- Polyethylene insulation
- Tinned copper braid shield, 90% coverage
- Slate PVC jacket

Availability

100 ft (30.5 m)
500 ft (152 m)
1000 ft (305 m)
Bulk, cut to length
(Minimums may apply)

24 AWG (0.20 mm²)

Stranding: 10/34 (10 x 0.16 mm)
Insulation thickness: 0.016 (0.41 mm)

Part No.	Conductors	Nominal Diameter		Jacket Thickness		UL AWM
		Inch	mm	Inch	mm	
M1102	2	0.177	4.50	0.020	0.51	2092
M1103	3	0.186	4.72	0.020	0.51	2093
M1104	4	0.200	5.08	0.020	0.51	2094
M1105	5	0.217	5.51	0.020	0.51	2094
M1106	6	0.234	5.94	0.020	0.51	2094

22 AWG (0.38 mm²)

Stranding: 19/34 (19 x 0.16 mm)
Insulation thickness: 0.016 (0.41 mm)

Part No.	Conductors	Nominal Diameter		Jacket Thickness		UL AWM
		Inch	mm	Inch	mm	
M1112	2	0.193	4.90	0.020	0.51	2092
M1113	3	0.203	5.16	0.020	0.51	2093
M1114	4	0.220	5.59	0.020	0.51	2094
M1115	5	0.239	6.07	0.020	0.51	2094
M1116	6	0.258	6.55	0.020	0.51	2094

20 AWG (0.52 mm²)

Stranding: 26/34 (26 x 0.16 mm)
Insulation thickness: 0.016 (0.41 mm)

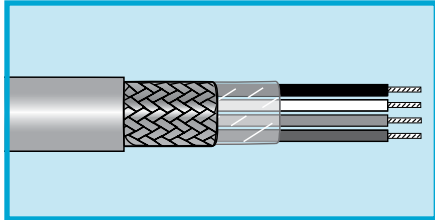
Part No.	Conductors	Nominal Diameter		Jacket Thickness		UL AWM
		Inch	mm	Inch	mm	
M1122	2	0.229	5.82	0.032	0.81	2092
M1123	3	0.246	6.25	0.035	0.89	2093
M1124	4	0.264	6.71	0.035	0.89	2094
M1125	5	0.285	7.24	0.035	0.89	2094
M1126	6	0.306	7.77	0.035	0.89	2094
M1128	8	0.328	8.33	0.035	0.89	2094
M1130	10	0.375	9.53	0.035	0.89	2094
M1132	12	0.386	9.80	0.035	0.89	2094
M1135	15	0.417	10.59	0.035	0.89	2094
M1140	20	0.464	11.79	0.035	0.89	2094



Communication and Control

300 V Braid Shield, Multiconductor, PE, PVC

Audio/Video Cable



**UL AWM 2092, 2093, 2094
UL CM**

Applications

- Sensing, recording, monitoring devices, and telemetry

Operating Temperature

- -20°C to +75°C (CM)
- -20°C to +60°C (AWM)

Conductor Color Coding

- Chart H

Materials

- Stranded tinned copper conductors
- Polyethylene insulation
- Tinned copper braid shield, 90% coverage
- Slate PVC jacket

Availability

100 ft (30.5 m)

500 ft (152 m)

1000 ft (305 m)

Bulk, cut to length

(Minimums may apply)

18 AWG (0.82 mm²)

Stranding: 41/34 (41 x 0.16 mm)
Insulation thickness: 0.016 (0.41 mm)

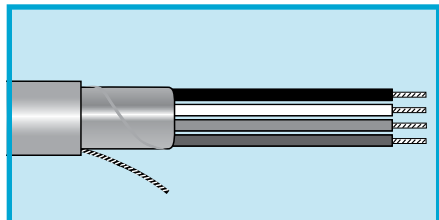
Part No.	Conductors	Nominal Diameter		Jacket Thickness		UL AWM
		Inch	mm	Inch	mm	
M1142	2	0.253	6.43	0.035	0.89	2092
M1143	3	0.265	6.73	0.035	0.89	2093
M1144	4	0.286	7.26	0.035	0.89	2094
M1146	6	0.333	8.46	0.035	0.89	2094

Communication and Control

350 V Foil Shield, Overall, Multiconductor, PP, HDPE

Direct Burial, Audio/Video Cable

Alpha
Essentials



20 AWG (0.51 mm²)

Stranding: : 10/30 (10 x 0.25 mm)
Insulation thickness: 0.013 (0.33 mm)

Part No.	Conductors	Nominal Diameter		Jacket Thickness		Color Code
		Inch	mm	Inch	mm	
M39047	2	0.193	4.90	0.035	0.89	O
M39048	3	0.202	5.13	0.035	0.89	O
M39049	10	0.319	8.10	0.040	1.02	O
M39050	15	0.363	9.22	0.045	1.14	F

Mutual capacitance: 22.2 pF/ft (72.8 pF/m)
Ground capacitance: 40 pF/ft (131.2 pF/m)
Except Part No. M39047:
Mutual capacitance: 24.5 pF/ft (80.3 pF/m)
Ground capacitance: 44 pF/ft (144.3 pF/m)

Applications

- Direct burial audio and data transmission

Operating Temperature

- -20°C to +80°C

Conductor Color Coding

- See table

Materials

- Solid tinned copper conductors
- Polypropylene insulation
- Aluminum/polyester foil shield, 25% overlap min.
Foil facing inward
- 22 AWG (0.32 mm²) solid tinned copper drain wire
- Black high-density polyethylene jacket

Features

- Direct Burial

Availability

100 ft (30.5 m)

500 ft (152 m)

1000 ft (305 m)

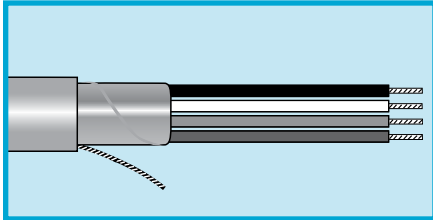
Bulk, cut to length

(Minimums may apply)



Communication and Control

300 V Foil Shield, Overall, Multiconductor, PE, PVC
Audio/Video Cable



UL AWM 2092, 2093, 2094
UL CMG
CSA CMG
CSA FT4

Applications

- Audio and sound systems requiring small-diameter cable with 100% shield coverage

Operating Temperature

- -20°C to +75°C (CMG)
- -20°C to +60°C (AWM)

Conductor Color Coding

- AWM 2092: 1 Black, 2 Red (except Part No. M3222: Black, Natural)
- AWM 2093: 1 Black, 2 Red, 3 Natural
- AWM 2094: 1 Black, 2 Red, 3 Natural, 4 Green

Materials

- Stranded tinned copper conductors
- Polyethylene insulation
- Aluminum/polyester foil shield, 25% overlap min. Foil facing inward
- Stranded tinned copper drain wire (see tables for size)
- Slate PVC jacket

Availability

100 ft (30.5 m)
500 ft (152 m)
1000 ft (305 m)
Bulk, cut to length
(Minimums may apply)

22 AWG (0.35 mm²)

Stranding: 7/30 (7 x 0.25 mm)
Insulation thickness: 0.016 (0.41 mm)
22 AWG (0.35 mm²) drain wire

Part No.	Conductors	Nominal Diameter		Jacket Thickness		UL AWM
		Inch	mm	Inch	mm	
M3226	2	0.171	4.34	0.020	0.51	2092

20 AWG (0.56 mm²)

Stranding: 7/28 (7 x 0.32 mm)
Insulation thickness: 0.016 (0.41 mm)
20 AWG (0.56 mm²) drain wire

Part No.	Conductors	Nominal Diameter		Jacket Thickness		UL AWM
		Inch	mm	Inch	mm	
M3232	2	0.187	4.75	0.020	0.51	2092
M3233	3	0.198	5.03	0.020	0.51	2093
M3234	4	0.216	5.49	0.020	0.51	2094

18 AWG (0.81 mm²)

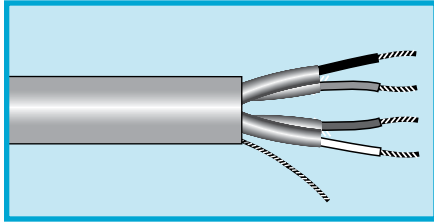
Stranding: 16/30 (16 x 0.25 mm)
Insulation thickness: 0.016 (0.41 mm)
20 AWG (0.56 mm²) drain wire

Part No.	Conductors	Nominal Diameter		Jacket Thickness		UL AWM
		Inch	mm	Inch	mm	
M3242	2	0.205	5.21	0.020	0.51	2092
M3243	3	0.217	5.51	0.020	0.51	2093
M3244	4	0.238	6.05	0.020	0.51	2094



Communication and Control

300 V Individually Foil Shielded Pairs, Multipair,
PP/PE/SR-PVC, PVC
Audio/Video Cable



**UL AWM 2464, 2493, 2919
(30 V)
UL CM
CSA CM**

Applications

- Audio and sound systems

Operating Temperature

- -20°C to +80°C (AWM 2464)
- -20°C to +75°C (CM)
- -20°C to +60°C (AWM 2919, 2493)

Conductor Color Coding

- AWM 2919: Chart K
- AWM 2493: Chart A
- AWM 2464 and CM: Black/Red, Green/White

Materials

- Solid or stranded tinned copper conductors
- Aluminum/polyester foil shield, 25% overlap min.
Foil facing inward
Stranded tinned copper drain wire equal in size to conductor (unless noted)
- Polyethylene, polypropylene, or semirigid PVC insulation (see tables)
- Slate PVC jacket

Availability

100 ft (30.5 m)
500 ft (152 m)
1000 ft (305 m)
Bulk, cut to length
(Minimums may apply)

AWM 2493, UL CM, Polypropylene Insulation

22 AWG (0.32 mm²)

Stranding: Solid
Insulation thickness: 0.010 (0.25 mm)

Part No.	Pairs	Nominal Diameter		Jacket Thickness	
		Inch	mm	Inch	mm
M39039	6	0.362	9.19	0.050	1.27
M39040	9	0.415	10.54	0.050	1.27
M39041	11	0.459	11.66	0.050	1.27
M39042	15	0.507	12.88	0.050	1.27

UL CM, Polypropylene Insulation, Unshielded

22 AWG (0.35 mm²)

Stranding: 7/30 (7 x 0.25 mm)
Insulation thickness: 0.008 (0.20 mm)

Part No.	Pairs	Nominal Diameter		Jacket Thickness	
		Inch	mm	Inch	mm
M4473	2	0.150	3.81	0.19	0.48

AWM 2919, UL CM, Polypropylene Insulation, Unshielded

22 AWG (0.35 mm²)

Stranding: 7/30 (7 x 0.25 mm)
Insulation thickness: 0.010 (0.25 mm)

Part No.	Pairs	Nominal Diameter		Jacket Thickness	
		Inch	mm	Inch	mm
M13103	3	0.271	6.88	0.032	0.81
M13106	6	0.349	8.86	0.032	0.81
M13109	9	0.412	10.46	0.032	0.81
M13111	11	0.466	11.84	0.035	0.89
M13112	12	0.466	11.84	0.035	0.89
M13115	15	0.537	13.64	0.050	1.27
M13117	17	0.577	14.66	0.050	1.27
M13119	19	0.577	14.66	0.050	1.27
M13127	27	0.685	17.40	0.050	1.27
M13130	37	0.766	19.46	0.050	1.27

AWM 2464, UL CM, SR-PVC Insulation

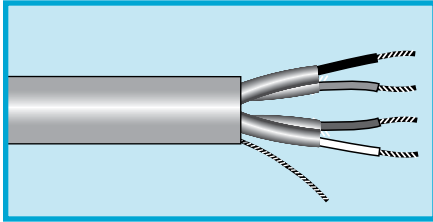
20 AWG (0.56 mm²)

Stranding: 7/28 (7 x 0.32 mm)
Insulation thickness: 0.010 (0.25 mm)

Part No.	Pairs	Nominal Diameter		Jacket Thickness	
		Inch	mm	Inch	mm
M13142	2	0.284	7.21	0.032	0.81

Communication and Control

300 V Individually Foil Shielded Pairs, Multipair, PP
Audio/Video Cable



UL AWM 2919 (30 V)
UL CMG
CSA CMG

Applications

- Audio and sound systems

Operating Temperature

- -20°C to +75°C (CMG)
- -20°C to +60°C (AWM 2919)

Conductor Color Coding

- Chart K

Materials

- Stranded tinned copper conductors
- Aluminum/polyester foil shield, 25% overlap min.
Foil facing inward
Stranded tinned copper drain wire equal in size to conductor (unless noted)
- Polypropylene insulation
- Slate PVC jacket

Availability

100 ft (30.5 m)
500 ft (152 m)
1000 ft (305 m)
Bulk, cut to length
(Minimums may apply)

AWM 2919, UL CMG, Polypropylene Insulation

20 AWG (0.56 mm²)

Stranding: 7/28 (7 x 0.32 mm)
Insulation thickness: 0.013 (0.25 mm)

Part No.	Pairs	Nominal Diameter		Jacket Thickness	
		Inch	mm	Inch	mm
M13143	3	0.319	8.10	0.032	0.81
M13146	6	0.426	10.82	0.035	0.89
M13149	9	0.523	13.28	0.047	1.19

AWM 2919, UL CMG, Polypropylene Insulation

18 AWG (0.81 mm²)

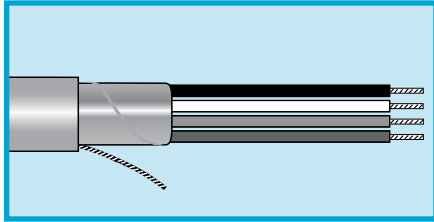
Stranding: 16/30 (16 x 0.25 mm)
Insulation thickness: 0.016 (0.41 mm)
Drain wire: 20 AWG (0.56 mm²)

Part No.	Pairs	Nominal Diameter		Jacket Thickness	
		Inch	mm	Inch	mm
M13173	3	0.376	9.55	0.032	0.81
M13176	6	0.529	13.44	0.047	1.19
M13179	9	0.618	15.70	0.047	1.19
M13182	12	0.692	17.58	0.047	1.19

Communication and Control

300 V Foil Shield, Multiconductor, PE or SR-PVC, PVC
Audio/Video Cable

Alpha
Essentials



**UL AWM 2092, 2093, 2094,
2464**
UL CM, CMG, CL2
CSA CMG FT4

Applications

- Lightweight, low-cost small-diameter cable for audio and sound systems

Operating Temperature

- -20°C to +80°C (AWM 2464)
- -20°C to +75°C (CM, CMG)
- -20°C to +60°C (AWM 2092, 2093, 2094)

Conductor Color Coding

(Unless noted)

- 2-conductor: Black, Clear
- 3-conductor: Black, Red, Clear
- 4-conductor: Black, Red, White, Green

Materials

- Polyethylene or semirigid PVC insulation (see tables)
- Aluminum/polyester foil shield, 25% overlap min.
Foil facing inward
Stranded tinned copper drain wire (see tables for size)
- Slate PVC jacket

Availability

100 ft (30.5 m)
500 ft (152 m)
1000 ft (305 m)
Bulk, cut to length
(Minimums may apply)

Polyethylene Insulation

24 AWG (0.22 mm²)

Stranding: 7/32 (7 x 0.20 mm)
Insulation thickness: 0.016 (0.41 mm)
24 AWG (0.22 mm²) drain wire

Part No.	Conductors	Nominal Diameter		Jacket Thickness		Approval	Color Code
		Inch	mm	Inch	mm		
M13222	2	0.166	4.22	0.025	0.64	2092, CM	Black, Clear

Mutual capacitance: 18 pF/ft (59 pF/m)
Ground capacitance: 32 pF/ft (105 pF/m)

Semi-Rigid PVC Insulation

24 AWG (0.22 mm²)

Stranding: 7/32 (7 x 0.20 mm)
Insulation thickness: 0.010 (0.51 mm)
24 AWG (0.22 mm²) drain wire

Part No.	Conductors	Nominal Diameter		Jacket Thickness		Approval	Color Code
		Inch	mm	Inch	mm		
M39024	3	0.166	4.22	0.032	0.81	2464, CMG	O
M39025	4	0.174	4.42	0.032	0.81	2464, CMG	O
M39026	5	0.187	4.75	0.032	0.81	2464, CMG	O
M39027	6	0.201	5.11	0.032	0.81	2464, CMG	O
M39028	7	0.201	5.11	0.032	0.81	2464, CMG	O
M39029	8	0.214	5.44	0.032	0.81	2464, CMG	O
M39030	9	0.228	5.79	0.032	0.81	2464, CMG	O
M39031	10	0.247	6.27	0.032	0.81	2464, CMG	O
M39032	15	0.273	6.93	0.032	0.81	2464, CMG	F
M39033	20	0.301	7.65	0.032	0.81	2464, CMG	F
M39034	25	0.335	8.51	0.032	0.81	2464, CMG	F
M39035	30	0.369	9.37	0.040	1.02	2464, CMG	F
M39036	40	0.409	10.39	0.040	1.02	2464, CMG	F
M39037	50	0.456	11.58	0.045	1.14	2464, CMG	F

Mutual capacitance: 32 pF/ft (105 pF/m)
Ground capacitance: 58 pF/ft (190.3 pF/m)

Polyethylene Insulation

22 AWG (0.35 mm²)

Stranding: 7/30 (7 x 0.25 mm)
Insulation thickness: 0.016 (0.41 mm)
22 AWG (0.35 mm²) drain wire

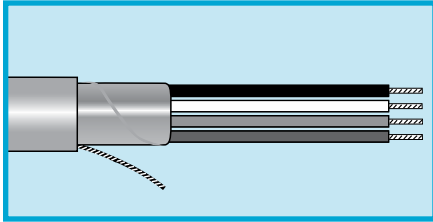
Part No.	Conductors	Nominal Diameter		Jacket Thickness		Approvals
		Inch	mm	Inch	mm	
M13226	2	0.178	4.52	0.025	0.64	2092, CM
M13227	3	0.204	5.18	0.033	0.84	2093, CM

Mutual capacitance: 20 pF/ft (65.6 pF/m)
Ground capacitance: 36 pF/ft (118.1 pF/m)



Communication and Control

300 V Foil Shield, Multiconductor, PE or SR-PVC, PVC
Audio/Video Cable



**UL AWM 2092, 2093, 2094,
2464**
UL CM, CMG, CL2
CSA CMG FT4

Applications

- Lightweight, low-cost small-diameter cable for audio and sound systems

Operating Temperature

- -20°C to +80°C (AWM 2464)
- -20°C to +75°C (CM, CMG)
- -20°C to +60°C (AWM 2092, 2093, 2094)

Conductor Color Coding

- 2-conductor: Black, Clear
- 3-conductor: Black, Red, Clear
- 4-conductor: Black, Red, White, Green

Materials

- Polyethylene or semirigid PVC insulation (see tables)
- Aluminum/polyester foil shield, 25% overlap min.
Foil facing inward
Stranded tinned copper drain wire (see tables for size)
- Slate PVC jacket

Availability

100 ft (30.5 m)
500 ft (152 m)
1000 ft (305 m)
Bulk, cut to length
(Minimums may apply)

Polyethylene Insulation

20 AWG (0.56 mm²)

Stranding: 7/28 (7 x 0.32 mm)
Insulation thickness: 0.016 (0.41 mm)
20 AWG (0.56 mm²) drain wire

Part No.	Conductors	Nominal Diameter		Jacket Thickness		Approvals
		Inch	mm	Inch	mm	
M13232	2	0.200	5.08	0.028	0.71	2092, CM
M13233	3	0.221	5.61	0.033	0.84	2093, CM

Mutual capacitance: 23 pF/ft (75.4 pF/m)
Ground capacitance: 41 pF/ft (134.5 pF/m)

Polyethylene Insulation

18 AWG (0.81 mm²)

Stranding: 16/30 (16 x 0.25 mm)
Insulation thickness: 0.019 (0.48 mm)
20 AWG (0.56 mm²) drain wire

Part No.	Conductors	Nominal Diameter		Jacket Thickness		Approvals
		Inch	mm	Inch	mm	
M13242	2	0.230	5.84	0.028	0.71	2092, CM
M13243	3	0.253	6.43	0.033	0.84	2093, CM

Mutual capacitance: 24.1 pF/ft (79.1 pF/m)
Ground capacitance: 43 pF/ft (141.1 pF/m)

SR-PVC Insulation

18 AWG (0.96 mm²)

Stranding: 19/30 (19 x 0.25 mm)
Insulation thickness: 0.010 (0.25 mm)
20 AWG (0.56 mm²) drain wire

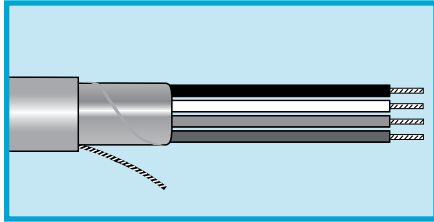
Part No.	Conductors	Nominal Diameter		Jacket Thickness		Approvals
		Inch	mm	Inch	mm	
M13244	4	0.249	6.32	0.035	0.89	2464, CMG

Mutual capacitance: 47 pF/ft (154.2 pF/m)
Ground capacitance: 85 pF/ft (278.9 pF/m)



Communication and Control

300 V Foil Shield, Multiconductor, PE or SR-PVC, PVC
Audio/Video Cable



UL AWM 20253
UL CM, CL2
CSA CM

Applications

- Lightweight, low-cost small-diameter cable for audio and sound systems

Operating Temperature

- -20°C to +80°C (AWM 20253)
- -20°C to +75°C (CM)

Conductor Color Coding

- 2-conductor: Black, Clear
- 3-conductor: Black, Red, Clear
- 4-conductor: Black, Red, White, Green

Materials

- Polyethylene or semirigid PVC insulation (see tables)
- Aluminum/polyester foil shield, 25% overlap min.
Foil facing inward
- Stranded tinned copper drain wire (see tables for size)
- Slate PVC jacket

Availability

100 ft (30.5 m)
500 ft (152 m)
1000 ft (305 m)
Bulk, cut to length
(Minimums may apply)

Polyethylene Insulation

16 AWG (1.32 mm²)

Stranding: 19/0.0117 (19 x 0.30 mm)
Insulation thickness: 0.032 (0.81 mm)
18 AWG (0.81 mm²) drain wire

Part No.	Conductors	Nominal Diameter		Jacket Thickness		Approvals
		Inch	mm	Inch	mm	
M13247	2	0.317	8.05	0.032	0.81	20253, CM, CL2
M13248	3	0.336	8.53	0.032	0.81	20253, CM, CL2

Mutual capacitance: 20.5 pF/ft (67.2 pF/m)
Ground capacitance: 37 pF/ft (121.4 pF/m)

Polyethylene Insulation

14 AWG (2.08 mm²)

Stranding: 19/0.0147 (19 x 0.37 mm)
Insulation thickness: 0.032 (0.81 mm)
16 AWG (1.31 mm²) drain wire

Part No.	Conductors	Nominal Diameter		Jacket Thickness		Approvals
		Inch	mm	Inch	mm	
M13249	2	0.345	8.78	0.035	0.89	20253, CM, CL2

Mutual capacitance: 22.5 pF/ft (73.8 pF/m)
Ground capacitance: 40 pF/ft (131.2 pF/m)

Polyethylene Insulation

12 AWG (3.29 mm²)

Stranding: 19/0.0185 (19 x 0.47 mm)
Insulation thickness: 0.037 (0.81 mm)
14 AWG (2.08 mm²) drain wire

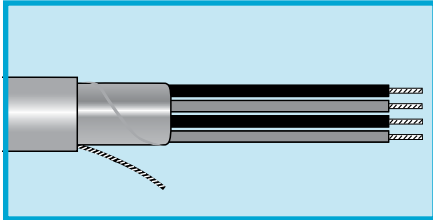
Part No.	Conductors	Nominal Diameter		Jacket Thickness		Approvals
		Inch	mm	Inch	mm	
M13250	2	0.421	10.69	0.040	1.02	20253, CM, CL2

Mutual capacitance: 25 pF/ft (82 pF/m)
Ground capacitance: 44 pF/ft (144.3 pF/m)

Communication and Control

300 V Foil Shield, Multiconductor, PP, PVC

Miniature Audio/Video Cable



UL CM
CSA CM

Applications

- Audio, broadcast, and sound systems
- Instrumentation

Operating Temperature

- -20°C to +75°C

Conductor Color Coding

- 1 Black, 2 Red

Materials

- Stranded tinned copper conductors
- Polypropylene insulation
- Aluminum/polyester foil shield, 25% overlap min.
Foil facing outward
- Stranded tinned copper drain wire equal in size to conductor
- Slate PVC jacket (M4326)
Black PVC jacket (M14328)

Availability

100 ft (30.5 m)

500 ft (152 m)

1000 ft (305 m)

Bulk, cut to length

(Minimums may apply)

24 AWG (0.22 mm ²)					
Stranding: 7/32 (7 x 0.20 mm)					
Insulation thickness: 0.008 (0.20 mm)					
Part No.	Conductors	Nominal Diameter		Jacket Thickness	
		Inch	mm	Inch	mm
M14328*	2	0.124	3.15	0.020	0.51

Mutual capacitance: 25 pF/ft (82 pF/m)
Ground capacitance: 45 pF/ft (147.6 pF/m)

*Black jacket.

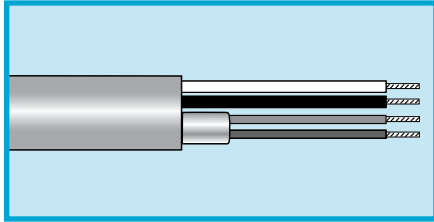
22 AWG (0.35 mm ²)					
Stranding: 7/30 (7 x 0.25 mm)					
Insulation thickness: 0.008 (0.20 mm)					
Part No.	Conductors	Nominal Diameter		Jacket Thickness	
		Inch	mm	Inch	mm
M4326	2	0.136	3.45	0.020	0.51

Mutual capacitance: 28 pF/ft (91.8 pF/m)
Ground capacitance: 50 pF/ft 164 pF/m)

Communication and Control

300 V/350 V Unshielded and Shielded, Multiconductor,
PVC/PE/PP, PVC

Composite Audio/Video Cable



UL CM
CSA CM

Operating Temperature

- -20°C to +90°C (CM)
- -20°C to +80°C

Conductor Color Coding

- See tables

Materials

- Stranded tinned copper conductors

- PVC insulation (polypropylene or polyethylene, as noted)
- Aluminum/polyester foil shield, 25% minimum overlap
Stranded tinned copper drain wire (see tables for size)
- PVC jacket (see tables for colors)

Availability

100 ft (30.5 m)
500 ft (152 m)
1000 ft (305 m)
(Minimums may apply)

24/22 AWG Composite Shielded and Unshielded, UL CM, Slate Jacket

		24 AWG (0.22 mm ²)				22 AWG (0.35 mm ²)				
		Stranding: 7/32 (7 x 0.20 mm) 22 AWG (0.35 mm ²) drain wire (M14477) 24 AWG (0.22 mm ²) drain wire (M14478)				Stranding: 7/30 (7 x 0.25 mm)				
Part No.	Conductors	Nominal Diameter		Insulation Thickness		Jacket Thickness		Configuration		Insulation
		Inch	mm	Inch	mm	Inch	mm	Shielded	Unshielded	
M14477 (300 V)	4 (24 AWG)	0.239	6.07	0.016	0.41	0.028	0.71	4**	—	PVC
	2 (22 AWG)							—	2 Blue, White	PVC
M14478* (350 V)	8 (24 AWG)	0.295	7.49	0.012	0.30	0.030	0.81	8†	—	PE
	2 (22 AWG)							—	2 White, Blue	PVC

*Cable has two quads of four shielded conductors, each quad individually shielded. One quad has a red shield; the other has a green shield. Not CMG.

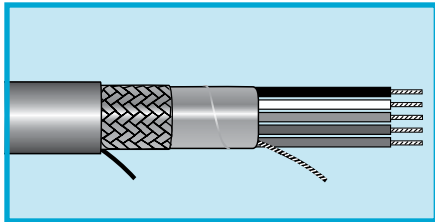
**Conductor color coding: Black, green, red, yellow.

†Conductor color coding: Slate, white, blue, green, black, red, yellow, orange.



Communication and Control

300 V Foil/Braid Shield, Multiconductor, Foam PP, PVC
Low Capacitance Computer Cable



UL AWM 2919 (30 V)
UL CM VW-1
CSA CM

Applications

- RS-232, RS-422
- Modems
- Multiplexers
- Serial data interfaces

Operating Temperature

- -20°C to +80°C (AWM)
- -20°C to +75°C (CM)

Conductor Color Coding

- Chart O

Materials

- Stranded tinned copper conductors
- Foam polypropylene insulation
- Foil + braid shield
Aluminum/polyester foil shield,
25% overlap min.
Foil facing outward
Stranded tinned copper drain
wire equal in size to conductor
Tinned copper braid,
65% coverage
- Slate PVC jacket

Availability

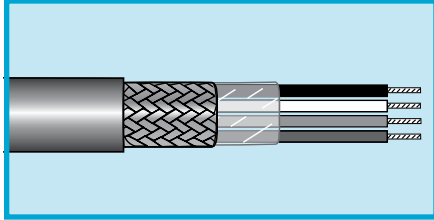
100 ft (30.5 m)
500 ft (152 m)
1000 ft (305 m)
Bulk, cut to length
(Minimums may apply)

24 AWG (0.22 mm ²)					
Stranding: 7/32 (7 x 0.20 mm) Insulation thickness: 0.016 (0.41 mm)					
Part No.	Conductors	Nominal Diameter		Jacket Thickness	
		Inch	mm	Inch	mm
M2456	3	0.217	5.51	0.035	0.89
M2457	4	0.231	5.87	0.035	0.89
M2458	5	0.248	6.30	0.035	0.89
M2459	6	0.265	6.73	0.035	0.89
M2460	7	0.265	6.73	0.035	0.89
M2461	8	0.282	7.16	0.035	0.89
M2462	9	0.300	7.62	0.035	0.89
M2463	10	0.320	8.13	0.035	0.89

Mutual capacitance: 11.9 pF/ft (39 pF/m)
Ground capacitance: 21.4 pF/ft (70.2 pF/m)

Communication and Control

450 V Braid Shield, Multiconductor, PVC, PVC



Operating Temperature

- -20°C to +80°C

Conductor Color Coding

- Chart D

Materials

- Stranded tinned copper conductors
- PVC insulation
- Clear polyester wrap
- Bare copper braid shield, 75% coverage
- Slate PVC jacket

Availability

100 ft (30.5 m)
500 ft (152 m)
1000 ft (305 m)

14 AWG (2.08 mm²)

Stranding: 41/30 (41 x 0.25 mm)
Insulation thickness: 0.020 (0.51 mm)

Part No.	Conductors	Nominal Diameter		Jacket Thickness	
		Inch	mm	Inch	mm
1750	2	0.299	7.59	0.020	0.51
1751	3	0.317	8.05	0.020	0.51

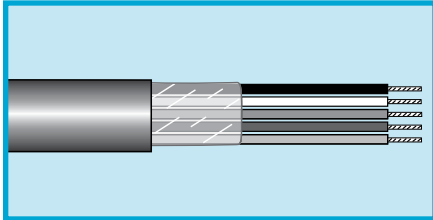
12 AWG (3.29 mm²)

Stranding: 65/30 (65 x 0.25 mm)
Insulation thickness: 0.020 (0.51 mm)

Part No.	Conductors	Nominal Diameter		Jacket Thickness	
		Inch	mm	Inch	mm
1760	2	0.337	8.56	0.020	0.51
1761	3	0.358	9.09	0.020	0.51

Communication and Control

600 V Unshielded, Multiconductor, PVC, PVC



UL AWM 2463 VW-1

Operating Temperature

- -20°C to +80°C

Conductor Color Coding

- Chart F

Materials

- Stranded tinned copper conductors
- PVC insulation
- Clear polyester wrap
- Slate PVC jacket

Availability

- 100 ft (30.5 m)
- 500 ft (152 m)
- 1000 ft (305 m)

16 AWG (1.32 mm²)

Stranding 19/0.0117 (19 x 0.29 mm)
Insulation Thickness 0.032 (0.81 mm)

Part No.	Conductors	Nominal Diameter		Jacket Thickness	
		Inch	mm	Inch	mm
1064	4	0.395	10.03	0.047	1.19
1065	5	0.430	10.92	0.047	1.19
1067	7	0.468	11.89	0.047	1.19
1069	9	0.577	14.66	0.063	1.60
1072	12	0.640	16.26	0.063	1.60
1075	15	0.694	17.63	0.063	1.60
1079	19	0.749	19.02	0.065	1.65
1085	25	0.907	23.04	0.083	2.11

14 AWG (2.08 mm²)

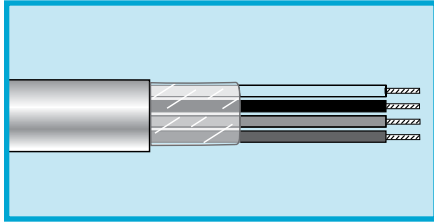
Stranding 19 x 0.0147 (19 x 0.37 mm)
Insulation thickness: 0.047 (1.19 mm)

Part No.	Conductors	Nominal Diameter		Jacket Thickness	
		Inch	mm	Inch	mm
1274	4	0.503	12.78	0.047	1.19
1275	5	0.584	14.83	0.063	1.60
1277	7	0.635	16.13	0.063	1.60
1279	9	0.744	18.90	0.065	1.60
1282	12	0.867	22.02	0.083	2.11

Communication and Control

600 V Unshielded, Multiconductor, IRR PVC, PVC

Alpha
Essentials



MIL-DTL-16878/1 (Type B)
UL AWM 2576 (150 V) VW-1

Operating Temperature

- -55°C to +105°C (MIL)
- -55°C to +80°C (AWM)

Conductor Color Coding

- 1 White, 2 Black, 3 Red, 4 Green

Materials

- Stranded tinned copper conductors
- Irradiated PVC insulation
- Clear polyester wrap
- White PVC jacket

Availability

100 ft (30.5 m)
500 ft (152 m)
1000 ft (305 m)

24 AWG (0.22 mm²)

Stranding: 7/32 (7 x 0.20 mm)
Insulation thickness: 0.010 (0.25 mm)

Part No.	Conductors	Nominal Diameter		Jacket Thickness	
		Inch	mm	Inch	mm
6622	2	0.155	3.94	0.032	0.81
6623	3	0.162	4.11	0.032	0.81
6624	4	0.173	4.39	0.032	0.81

22 AWG (0.35 mm²)

Stranding: 7/30 (7 x 0.25 mm)
Insulation thickness: 0.010 (0.25 mm)

Part No.	Conductors	Nominal Diameter		Jacket Thickness	
		Inch	mm	Inch	mm
6632	2	0.167	4.24	0.032	0.81
6633	3	0.175	4.44	0.032	0.81
6634	4	0.188	4.78	0.032	0.81

20 AWG (0.56 mm²)

Stranding: 7/28 (7 x 0.32 mm)
Insulation thickness: 0.010 (0.25 mm)

Part No.	Conductors	Nominal Diameter		Jacket Thickness	
		Inch	mm	Inch	mm
6642	2	0.183	4.65	0.032	0.81
6643	3	0.192	4.88	0.032	0.81
6644	4	0.207	5.26	0.032	0.81

18 AWG (0.89 mm²)

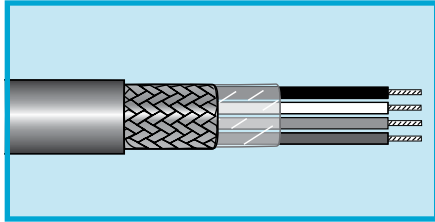
Stranding: 7/26 (7 x 0.40 mm)
Insulation thickness: 0.010 (0.25 mm)

Part No.	Conductors	Nominal Diameter		Jacket Thickness	
		Inch	mm	Inch	mm
6652	2	0.203	5.16	0.032	0.81
6653	3	0.214	5.44	0.032	0.81
6654	4	0.232	5.89	0.032	0.81



Communication and Control

600 V Braid Shield, Multiconductor, PVC, PVC



MIL-DTL-16878/1 (Type B)

Operating Temperature

- -55°C to +105°C

Conductor Color Coding

- Chart F

Materials

- Stranded tinned copper conductors
- PVC insulation
- Clear polyester wrap
- Tinned copper braid shield, 90% coverage
- Slate PVC jacket

Availability

- 100 ft (30.5 m)
- 1000 ft (305 m)

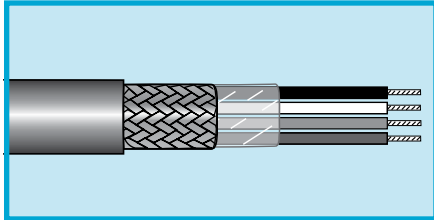
28 AWG (0.09 mm²)

Stranding: 7/36 (7 x 0.13 mm)
Insulation thickness: 0.010 (0.25 mm)

Part No.	Conductors	Nominal Diameter		Jacket Thickness	
		Inch	mm	Inch	mm
3302	2	0.119	3.02	0.012	0.30
3303	3	0.124	3.15	0.012	0.30
3304	4	0.134	3.40	0.012	0.30
3306	6	0.161	4.09	0.015	0.38
3308	8	0.171	4.34	0.015	0.38
3310	10	0.201	5.11	0.018	0.46
3312	12	0.206	5.23	0.018	0.46
3315	15	0.236	5.99	0.020	0.51
3320	20	0.261	6.63	0.022	0.56

Communication and Control

1000 V Braid Shield, Multiconductor, PVC, PVC



MIL-DTL-16878/2 (Type C)

Operating Temperature

- 55°C to +105°C

Conductor Color Coding

- Chart F

Materials

- Stranded tinned copper conductors
- PVC insulation
- Clear polyester wrap
- Tinned copper braid shield, 90% coverage
- Slate PVC jacket

Availability

- 100 ft (30.5 m)
- 1000 ft (305 m)

18 AWG (0.96 mm²)

Stranding: 19/30 (19 x 0.25 mm)
Insulation thickness: 0.016 (0.41 mm)

Part No.	Conductors	Nominal Diameter		Jacket Thickness	
		Inch	mm	Inch	mm
3405	5	0.303	7.70	0.025	0.64
3408	8	0.364	9.25	0.030	0.76
3410	10	0.429	10.90	0.035	0.89
3412	12	0.442	11.23	0.035	0.89
3415	15	0.488	12.40	0.040	1.02
3420	20	0.550	13.97	0.045	1.14
3430	30	0.667	16.94	0.055	1.40

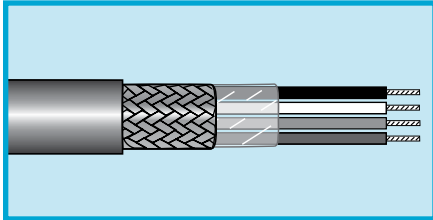
16 AWG (1.23 mm²)

Stranding: 19/29 (19 x 0.29 mm)
Insulation thickness: 0.018 (0.45 mm)

Part No.	Conductors	Nominal Diameter		Jacket Thickness	
		Inch	mm	Inch	mm
3444	4	0.316	8.03	0.031	0.79
3446	6	0.376	9.55	0.034	0.86
3450	10	0.487	12.37	0.044	1.12
3452	12	0.509	12.93	0.048	1.22

Communication and Control

600 V Braid Shield, Multiconductor, PVC/Nylon, PVC



MIL-DTL-16878/17 (Type B/N)

Operating Temperature

- 55°C to +105°C

Conductor Color Coding

- 1 White, 2 Black, 3 Red, 4 Green (unless otherwise noted)

Materials

- Stranded tinned copper conductors
- PVC/nylon insulation
- Clear polyester wrap (multiconductor only)
- Tinned copper braid shield, 90% coverage
- Slate PVC jacket

Availability

100 ft (30.5 m)
500 ft (152 m)
1000 ft (305 m)

26 AWG (0.14 mm²)

Stranding: 7/34 (7 x 0.16 mm)
Insulation thickness: 0.010 (0.25 mm) PVC/0.003 (0.08 mm) nylon

Part No.	Conductors	Nominal Diameter		Jacket Thickness	
		Inch	mm	Inch	mm
3200	1	0.087	2.21	0.010	0.25
3201	2	0.143	3.63	0.014	0.36
3202	3	0.150	3.81	0.014	0.36
3203	4	0.166	4.22	0.016	0.41

24 AWG (0.24 mm²)

Stranding: 19/36 (19 x 0.13 mm)
Insulation thickness: 0.010 (0.25 mm) PVC/0.003 (0.08 mm) nylon

Part No.	Conductors	Nominal Diameter		Jacket Thickness	
		Inch	mm	Inch	mm
3210	1	0.093	2.36	0.010	0.25
3211	2	0.159	4.04	0.016	0.41
3212	3	0.167	4.24	0.016	0.41
3213	4	0.182	4.62	0.017	0.43

22 AWG (0.38 mm²)

Stranding: 19/34 (19 x 0.16 mm)
Insulation thickness: 0.010 (0.25 mm) PVC/0.003 (0.08 mm) nylon

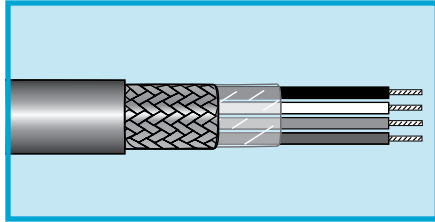
Part No.	Conductors	Nominal Diameter		Jacket Thickness	
		Inch	mm	Inch	mm
3220	1	0.100	2.54	0.010	0.25
3221	2	0.173	4.39	0.016	0.41
3222	3	0.184	4.67	0.017	0.43
3223	4	0.203	5.16	0.019	0.49
3335*	5	0.228	5.79	0.020	0.51
3336*	6	0.246	6.25	0.020	0.64
3337*	8	0.274	6.96	0.025	0.64

*Color code chart F.

Communication and Control

600 V Braid Shield, Multiconductor, IRR PVC, PVC

Alpha
Essentials



MIL-DTL-16878/1 (Type B)

Operating Temperature

- 55°C to +105°C

Conductor Color Coding

- Chart G

Materials

- Stranded tinned copper conductors
- Irradiated PVC insulation
- Clear polyester wrap
- Tinned copper braid shield, 90% coverage
- White PVC jacket

Availability

1000 ft (305 m)

24 AWG (0.22 mm²)

Stranding: 7/32 (7 x 0.20 mm)
Insulation thickness: 0.010 (0.25 mm)

Part No.	Conductors	Nominal Diameter		Jacket Thickness	
		Inch	mm	Inch	mm
7622	2	0.163	4.14	0.025	0.64
7623	3	0.170	4.32	0.025	0.64
7624	4	0.181	4.60	0.025	0.64

22 AWG (0.35 mm²)

Stranding: 7/30 (7 x 0.25 mm)
Insulation thickness: 0.010 (0.25 mm)

Part No.	Conductors	Nominal Diameter		Jacket Thickness	
		Inch	mm	Inch	mm
7631	1	0.122	3.10	0.025	0.64
7632	2	0.175	4.45	0.025	0.64
7633	3	0.183	4.65	0.025	0.64
7634	4	0.196	4.98	0.025	0.64

20 AWG (0.56 mm²)

Stranding: 7/28 (7 x 0.32 mm)
Insulation thickness: 0.010 (0.25 mm)

Part No.	Conductors	Nominal Diameter		Jacket Thickness	
		Inch	mm	Inch	mm
7661	1	0.130	3.30	0.025	0.64
7662	2	0.191	4.85	0.025	0.64
7663	3	0.200	5.08	0.025	0.64
7664	4	0.215	5.46	0.025	0.64

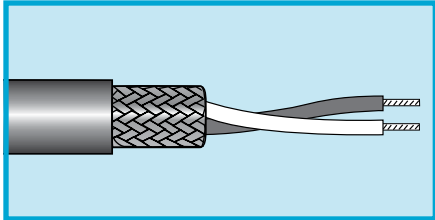
18 AWG (0.89 mm²)

Stranding: 7/26 (7 x 0.40 mm)
Insulation thickness: 0.010 (0.25 mm)

Part No.	Conductors	Nominal Diameter		Jacket Thickness	
		Inch	mm	Inch	mm
7671	1	0.140	3.56	0.025	0.64
7672	2	0.211	5.35	0.025	0.64
7673	3	0.222	5.64	0.025	0.64
7674	4	0.240	6.09	0.025	0.64

Communication and Control

600 V Braid Shield, Multiconductor, PE, PVC
Audio Cable



Materials

- Bare copper conductors
- Polyethylene insulation
- Tinned copper braid shield, 95% coverage
- PVC jacket

Operating Temperature

- -20°C to +60°C

Availability

- 100 ft (30.5 m)
- 1000 ft (305 m)

Conductor Color Coding


- 1771: White, Blue
Black, Red, or Orange jacket
- 1772: White, Blue, White, Blue
Black, Brown, Slate, or
Yellow jacket

Part No.	Conductors	Wire Size		Stranding		Nominal Diameter		Shield	Jacket Thickness		Insulation Thickness		Capacitance	
		AWG	mm ²	AWG	mm	Inch	mm		Inch	mm	Inch	mm	pF/ft	pF/m
1771	2	23	0.29	60/40	60 x 0.08	0.243	6.17	Braid	0.040	1.01	0.020	0.51	17.9	58.7
1772	4	25	0.20	40/40	40 x 0.08	0.239	6.07	Braid	0.044	1.11	0.014	0.35	18	69.1

Communication and Control

600 V Braid Shield, Multiconductor, PE, PVC

Alpha
Essentials



20 AWG (0.52 mm²)

Stranding: 26/34 (26 x 0.16 mm)
Insulation thickness: 0.015 (0.38 mm)

Part No.	Conductors	Nominal Diameter		Jacket Thickness	
		Inch	mm	Inch	mm
1712	2	0.221	5.61	0.030	0.76
1713	3	0.248	6.30	0.035	0.88
1715	4	0.266	6.76	0.035	0.88
1716	5	0.285	7.24	0.035	0.88
1717	6	0.306	7.77	0.035	0.88
1719	8	0.327	8.31	0.035	0.88
1721	10	0.373	9.47	0.035	0.88
1723	12	0.384	9.75	0.035	0.88
1726	15	0.421	10.69	0.035	0.88
1728	20	0.462	11.73	0.035	0.88

Operating Temperature

- -20°C to +60°C

Conductor Color Coding

- Chart H

Materials

- Stranded tinned copper conductors
- Polyethylene insulation
- Clear polyester wrap
- Braided tinned copper shield, 85% coverage
- Slate PVC jacket

Availability

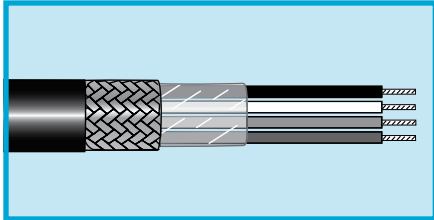
100 ft (30.5 m)

500 ft (152 m)

1000 ft (305 m)

Communication and Control

600 V Braid Shield, Multiconductor, Rubber, Polychloroprene



18 AWG (0.82 mm²)

Stranding: 41/34 (41 x 0.16 mm)
Insulation thickness: 0.020 (0.51 mm)

Part No.	Conductors	Nominal Diameter		Jacket Thickness	
		Inch	mm	Inch	mm
1450	2	0.298	7.57	0.045	1.14
1454	6	0.392	9.96	0.045	1.14

Operating Temperature

- -20°C to +60°C

Conductor Color Coding

- Chart H

Materials

- Stranded tinned copper conductors
- EPDM rubber insulation
- Clear polyester wrap
- Tinned copper braid shield, 85% coverage
- Black polychloroprene jacket

Availability

- 100 ft (30.5 m)
- 500 ft (152 m)
- 1000 ft (305 m)

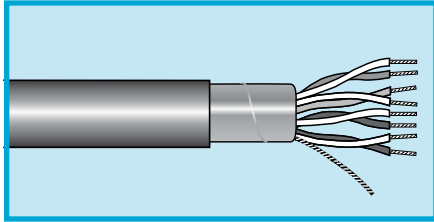
16AWG (1.31 mm²)

Stranding: 65/34 (65 x 0.16 mm)
Insulation thickness: 0.026 (0.65 mm)

Part No.	Conductors	Nominal Diameter		Jacket Thickness	
		Inch	mm	Inch	mm
1450/16	2	0.327	8.31	0.036	0.91
1451/16	3	0.350	8.89	0.037	0.94

Communication and Control

300 V Foil Shield, Multipair, SR-PVC or PP, PVC
Computer Cable



UL AWM 2464
UL CMG
CSA CMG FT4

Applications

- RS-232
- Modems
- Multiplexers
- Serial data interfaces

Operating Temperature

- -20°C to +80°C (AWM)
- -20°C to +75°C (CMG)

Conductor Color Coding

- See tables

Materials

- Solid or stranded tinned copper conductors
- Semirigid PVC or polypropylene insulation
- Aluminum/polyester foil shield, 25% overlap min. Foil facing inward
- Stranded tinned copper drain wire equal in size to conductor
- Slate PVC jacket

Availability

100 ft (30.5 m)
500 ft (152 m)
1000 ft (305 m)
Bulk, cut to length
(Minimums may apply)

SR-PVC Insulation

24 AWG (0.22 mm²)

Stranding: 7/32 (7 x 0.20 mm)
Insulation thickness: 0.010 (0.25 mm)
Color Code K

Part No.	Pairs	Nominal Diameter		Jacket Thickness	
		Inch	mm	Inch	mm
M13190	1	0.159	4.04	0.032	0.81
M13191	2	0.215	5.46	0.032	0.81
M13192	3	0.227	5.77	0.032	0.81
M13193	4	0.246	6.25	0.032	0.81
M13194	5	0.267	6.78	0.032	0.81
M13195	6	0.289	7.34	0.032	0.81
M13196	7	0.289	7.34	0.032	0.81
M13197	8	0.311	7.90	0.032	0.81
M13198	9	0.334	8.48	0.032	0.81
M13199	10	0.360	9.14	0.032	0.81
M4758*	11	0.360	9.14	0.032	0.81
M13200	15	0.402	10.21	0.032	0.81
M3189	19	0.432	10.97	0.032	0.81
M13201	25	0.510	12.95	0.035	0.89

*Color code Chart B

SR-PVC Insulation

22 AWG (0.35 mm²)

Stranding: 7/30 (7 x 0.25 mm)
Insulation thickness: 0.010 (0.25 mm)
Color Code B

Part No.	Pairs	Nominal Diameter		Jacket Thickness	
		Inch	mm	Inch	mm
M4770	2	0.235	5.97	0.032	0.81
M4771	3	0.248	6.30	0.032	0.81
M4772	4	0.269	6.83	0.032	0.81
M4773	5	0.293	7.44	0.032	0.81
M4774	6	0.318	8.08	0.032	0.81
M4775	9	0.369	9.37	0.032	0.81

Polypropylene Insulation

22 AWG (0.35 mm²)

Stranding: Solid
Insulation thickness: 0.008 (0.20 mm)
Color Code K

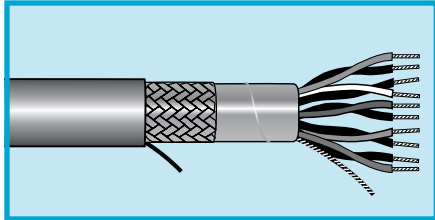
Part No.	Pairs	Nominal Diameter		Jacket Thickness	
		Inch	mm	Inch	mm
M3190	38	0.610	15.49	0.045	1.14



Communication and Control

300 V Foil/Braid Shield, Multipair, SR-PVC, PVC

Computer Cable



UL AWM 1061
UL AWM 2343
UL CMG
CSA CMG FT4

Applications

- Control, signal, and data transmission computers
- Industrial and electronic equipment

Operating Temperature

- -20°C to +80°C (AWM)
- -20°C to +75°C (CMG)

Conductor Color Coding

- Chart B

Materials

- Stranded tinned copper conductors
- Semirigid PVC insulation
- Aluminum/polyester foil shield, 25% overlap min.
Foil facing outward
Stranded tinned copper drain wire equal in size to conductor
Tinned copper braid, 70% coverage
- Slate PVC jacket

Availability

100 ft (30.5 m)
500 ft (152 m)
1000 ft (305 m)
Bulk, cut to length
(Minimums may apply)

24 AWG (0.22 mm²)

Stranding: 7/32 (7 x 0.20 mm)
Insulation thickness: 0.010 (0.25 mm)

Part No.	Pairs	Nominal Diameter		Jacket Thickness	
		Inch	mm	Inch	mm
M5650	5	0.351	8.92	0.063	1.60
M5651	7	0.373	9.47	0.063	1.60
M5652	12	0.455	11.56	0.063	1.60
M5653	15	0.486	12.34	0.063	1.60
M5654	19	0.516	13.11	0.063	1.60

Mutual capacitance: 23.1 pF/ft (75.8 pF/m)
Ground capacitance: 42 pF/ft (137.8 pF/m)

Part No. M5650
Mutual capacitance: 25 pF/ft (82 pF/m)
Ground capacitance: 45 pF/ft (147.6 pF/m)

22 AWG (0.35 mm²)

Stranding: 7/30 (7 x 0.25 mm)
Insulation thickness: 0.010 (0.25 mm)

Part No.	Pairs	Nominal Diameter		Jacket Thickness	
		Inch	mm	Inch	mm
M5660	5	0.377	9.58	0.063	1.60
M5661	7	0.402	10.21	0.063	1.60
M5662	12	0.496	12.60	0.063	1.60
M5665	27	0.666	16.92	0.063	1.60
M5666	37	0.735	18.67	0.063	1.60

Ground capacitance: 49 pF/ft (160.8 pF/m)

20 AWG (0.56 mm²)

Stranding: 7/28 (7 x 0.32 mm)
Insulation thickness: 0.010 (0.25 mm)

Part No.	Pairs	Nominal Diameter		Jacket Thickness	
		Inch	mm	Inch	Mm
M5670	5	0.413	10.49	0.063	1.60
M5671	7	0.442	11.23	0.063	1.60

Mutual capacitance: 27 pF/ft (88.6 pF/m)
Ground capacitance: 49 pF/ft (160.8 pF/m)

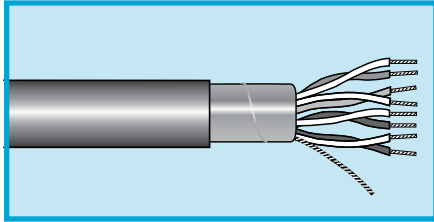
Part No. M5670
Mutual capacitance: 29 pF/ft (95.1 pF/m)
Ground capacitance: 52 pF/ft (170.6 pF/m)

Communication and Control

300 V Foil Shield, Multipair, Foam PP, PVC

Low Capacitance Computer Cable

Alpha
Essentials



UL AWM 2493

UL CM

CSA CM FT4

Applications

- RS-232
- RS-422

Operating Temperature

- -20°C to +75°C (CM)
- -20°C to +60°C (AWM)

Conductor Color Coding

- Chart K

Materials

- Stranded tinned copper conductors
- Foam polypropylene insulation
- Aluminum/polyester foil shield, 25% overlap min.
Foil facing inward
Stranded tinned copper drain wire equal in size to conductor
- Slate PVC jacket

Availability

100 ft (30.5 m)

500 ft (152 m)

1000 ft (305 m)

Bulk, cut to length

(Minimums may apply)

24 AWG (0.22 mm²)

Stranding: 7/32 (7 x 0.20 mm)
Insulation thickness: 0.0185 (0.47 mm)

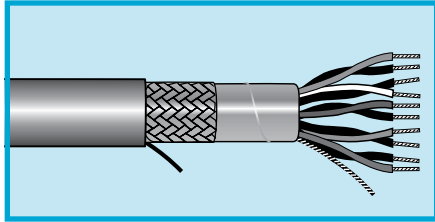
Part No.	Pairs	Nominal Diameter		Jacket Thickness	
		Inch	mm	Inch	mm
M39249	2	0.323	8.20	0.048	1.22
M39250	3	0.340	8.64	0.048	1.22
M39251	4	0.369	9.37	0.048	1.22
M39252	6	0.436	11.07	0.048	1.22

Mutual capacitance: 12.5 pF/ft (41 pF/m)
Ground capacitance: 23 pF/ft (75.5 pF/m)



Communication and Control

300 V Foil/Braid Shield, Multipair, Foam PP, PVC



UL AWM 2919 (30 V)
UL CM
CSA CM

Applications

- RS-422
- Modems
- Multiplexers

Operating Temperature

- -20°C to +80°C (AWM)
- -20°C to +75°C (CM)

Conductor Color Coding

- Chart M

Materials

- Stranded tinned copper conductors
- Foam polypropylene insulation
- Foil + braid shield
Aluminum/polyester foil shield,
25% overlap min.
Foil facing outward
Stranded tinned copper drain
wire equal in size to conductor
Tinned copper braid,
65% coverage
- Slate PVC jacket

Availability

100 ft (30.5 m)
500 ft (152 m)
1000 ft (305 m)
Bulk, cut to length
(Minimums may apply)

28 AWG (0.09 mm²)

Stranding: 7/36 (7 x 0.13 mm)
Insulation thickness: 0.0145 (0.37 mm)

Part No.	Pairs	Nominal Diameter		Jacket Thickness	
		Inch	mm	Inch	mm
M2487	2	0.234	5.94	0.032	0.81
M2488	3	0.252	6.40	0.032	0.81
M2489	4	0.271	6.88	0.032	0.81
M2490	5	0.292	7.42	0.032	0.81
M2492	7	0.314	7.98	0.032	0.81
M2493	8	0.336	8.53	0.032	0.81

Mutual capacitance: 11 pF/ft (36.1 pF/m)
Ground capacitance: 20 pF/ft (65.6 pF/m)

24 AWG (0.22 mm²)

Stranding: 7/32 (7 x 0.20 mm)
Insulation thickness: 0.0125 (0.32 mm)

Part No.	Pairs	Nominal Diameter		Jacket Thickness	
		Inch	mm	Inch	mm
M3420	2	0.257	6.53	0.035	0.89
M3421	3	0.269	6.83	0.035	0.89
M3422	4	0.290	7.37	0.035	0.89
M3423	5	0.314	7.98	0.035	0.89
M3424	6	0.338	8.59	0.035	0.89
M3425	7	0.338	8.59	0.035	0.89
M3426	8	0.363	9.22	0.035	0.89
M3427	10	0.417	10.59	0.035	0.89
M3428*	12.5	0.429	10.90	0.035	0.89

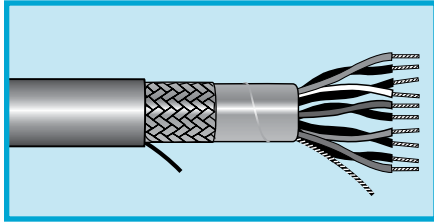
Mutual capacitance: 12.5 pF/ft (41 pF/m)
Ground capacitance: 22 pF/ft (72.2 pF/m)

*Discrete conductor is polyethylene insulated.

Communication and Control

300 V Foil/Braid Shield, Multipair, PE, PVC

Low-Capacitance, 100-Ohm Computer Cable



UL AWM 2960 (30 V)

UL 2919 (30 V)

UL CM

CSA CM

Applications

- RS-422
- Modems
- Multiplexers

Operating Temperature

- -20°C to +80°C (AWM 2919)
- -20°C to +75°C (CM)
- -20°C to +60°C (AWM 2960)

Conductor Color Coding

- Chart K for 28 AWG
- Chart M for 24 AWG

Materials

- Stranded tinned copper conductors
- Polyethylene insulation
- Foil + braid shield
Aluminum/polyester foil shield, 25% overlap min.
Foil facing outward
- Stranded tinned copper drain wire equal in size to conductor
- Tinned copper braid, 90% coverage (65% where noted)
- Slate PVC jacket

Availability

100 ft (30.5 m)

500 ft (152 m)

1000 ft (305 m)

Bulk, cut to length

(Minimums may apply)

UL AWM 2960, CM

28 AWG (0.08 mm²)

Stranding: 7/36 (7 x 0.12 mm)
Insulation thickness: 0.010 (0.25 mm)

Part No.	Pairs	Nominal Diameter		Jacket Thickness	
		Inch	mm	Inch	mm
M3970	2	0.205	5.21	0.032	0.81
M3971	3	0.214	5.44	0.032	0.81
M3972	4	0.229	5.82	0.032	0.81
M3973	5	0.246	6.25	0.032	0.81
M3974	7	0.263	6.68	0.032	0.81
M3975	9	0.299	7.59	0.032	0.81
M3977	12	0.329	8.36	0.032	0.81
M3931	13	0.335	8.51	0.032	0.81
M3978	18	0.377	9.58	0.032	0.81
M3979	25	0.440	11.18	0.032	0.81

Mutual capacitance: 15.5 pF/ft (50.9 pF/m)
Ground capacitance: 27.5 pF/ft (90.2 pF/m)

UL AWM 2919, CM

24 AWG (0.22 mm²)

Stranding: 7/32 (7 x 0.20 mm)
Insulation thickness: 0.016 (0.25 mm)

Part No.	Pairs	Nominal Diameter		Jacket Thickness	
		Inch	mm	Inch	mm
M3993[†]	1	0.208	5.28	0.035	0.89
M3980*	2	0.274	6.96	0.032	0.81
M3990[†]	2	0.280	7.11	0.035	0.89
M3981*	3	0.288	7.32	0.032	0.81
M3991[†]	3	0.294	7.47	0.035	0.89
M3982*	4	0.312	7.92	0.032	0.81
M3992[†]	4	0.318	8.08	0.035	0.89
M3983*	5	0.339	8.61	0.032	0.81
M3940*	6	0.367	9.32	0.032	0.81
M3984*	7	0.367	9.32	0.032	0.81
M3985*	9	0.424	10.77	0.032	0.81
M3986*	10	0.457	11.61	0.032	0.81
M3987*	12	0.482	12.24	0.037	0.94

Mutual capacitance: 15.5 pF/ft (50.9 pF/m)
Ground capacitance: 27.5 pF/ft (90.2 pF/m)

[†]120-ohm impedance
Mutual capacitance: 12.8 pF/ft (42 pF/m)
Ground capacitance: 23 pF/ft (75 pF/m)

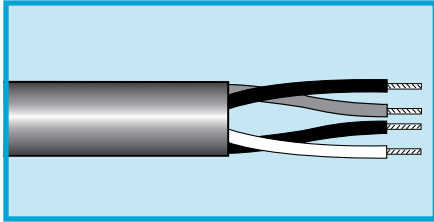
*65% braid coverage.



Communication and Control

300 V Unshielded, Multipair, PVC, PVC

Alpha
Essentials



UL AWM 2464, 2576 VW-1
UL CM
CSA CMG FT4

Operating Temperature

- -20°C to +80°C (AWM)
- -20°C to +75°C (CM)
- -20°C to +60°C (CMG)

Conductor Color Coding

- Chart A

Materials

- Stranded tinned copper conductors
- PVC insulation
- Slate PVC jacket

Availability

1000 ft (305 m)

22 AWG (0.32 mm²)

Stranding: Solid
Insulation thickness: 0.010 (0.25 mm)

Part No.	Pairs	Nominal Diameter		Jacket Thickness	
		Inch	mm	Inch	mm
1300C	1	0.157	3.99	0.032	0.81
1302C	2	0.215	5.46	0.032	0.81
1304C	3	0.226	5.74	0.032	0.81
1305C	4	0.246	6.25	0.032	0.81
1306C	5	0.267	6.78	0.032	0.81
1307C	6	0.289	7.34	0.032	0.81
1308/11C	11	0.362	9.19	0.032	0.81
1309C	13	0.382	9.70	0.032	0.81
1310C	16	0.414	10.52	0.032	0.81
1313C	27	0.537	13.64	0.040	1.02

UL AWM 2576

22 AWG (0.35 mm²)

Stranding: 7/30 (7 x 0.25 mm)
Insulation thickness: 0.010 (0.25 mm)

Part No.	Pairs	Nominal Diameter		Jacket Thickness	
		Inch	mm	Inch	mm
1317C	2	0.231	5.87	0.032	0.81
1318C	3	0.244	6.20	0.032	0.81
1319C	4	0.265	6.73	0.032	0.81
1320C	5	0.289	7.34	0.032	0.81
1322C	6	0.320	8.13	0.035	0.89
1323C	9	0.371	9.42	0.035	0.89
1324C	11	0.401	10.19	0.035	0.89
1325C	12	0.414	10.52	0.035	0.89
1327C	15	0.460	11.68	0.040	1.02
1327/19C	19	0.493	12.52	0.040	1.02

UL AWM 2464

18AWG (0.81 mm²)

Stranding: 16/30 (16 x 0.25 mm)
Insulation thickness: 0.016 (0.41 mm)

Part No.	Pairs	Nominal Diameter		Jacket Thickness	
		Inch	mm	Inch	mm
1131C	1	0.225	5.72	0.032	0.81
1132C	2	0.332	8.43	0.035	0.89
1133C	3	0.356	9.04	0.037	0.94
1134C	4	0.396	10.06	0.040	1.02
1135C	5	0.444	11.28	0.045	1.14
1136C	6	0.484	12.29	0.045	1.14
1138C	8	0.534	13.56	0.050	1.27
1139C	9	0.584	14.83	0.055	1.40
1149C	19	0.791	20.09	0.070	1.78



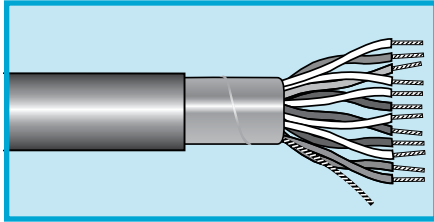
Alpha Wire | www.alphawire.com | 1-800-52 ALPHA

Specifications subject to change. For complete specifications and availability, visit www.alphawire.com.

Communication and Control

300 V Overall Foil Shield, Multipair, SR-PVC, PVC

Alpha
Essentials



UL AWM 2464
UL CM
CSA CMG FT4

Operating Temperature

- -20°C to +80°C (AWM)
- -20°C to +75°C (CM)
- -20°C to +60°C (CMG)

Conductor Color Coding

- Chart K

Materials

- Stranded tinned copper conductors
- Semirigid PVC insulation
- Aluminum/polyester foil shield, 25% overlap min.
Foil facing inward
- Stranded tinned copper drain wire equal in size to conductor
- Slate PVC jacket

Availability

100 ft (30.5 m)
500 ft (152 m)
1000 ft (305 m)

24 AWG (0.23 mm ²)					
Stranding: 7/32 (7 x 0.20 mm)					
Insulation thickness: 0.010 (0.25 mm)					
Part No.	Pairs	Nominal Diameter		Jacket Thickness	
		Inch	mm	Inch	mm
5471C	1	0.156	3.96	0.032	0.81
5472C	2	0.212	5.38	0.032	0.81
5473C	3	0.224	5.69	0.032	0.81
5474C	4	0.243	6.17	0.032	0.81
5475C	5	0.270	6.86	0.035	0.89
5476C	6	0.292	7.42	0.035	0.89
5477C	7	0.292	7.42	0.035	0.89
5478C	8	0.316	8.03	0.035	0.89
5479C	9	0.343	8.71	0.037	0.83
5480C	10	0.373	9.47	0.040	1.02
5480/15C	15	0.415	10.54	0.040	1.02
5480/19C	19	0.445	11.30	0.040	1.02
5480/25C	25	0.527	13.39	0.045	1.14
5480/50C *	50	0.699	17.75	0.053	1.35

*Color code chart C.

Individually Shielded, 22 AWG (0.35 mm²), 7/30 (7 x .025) Tinned Copper Drain Wire UL VW-1

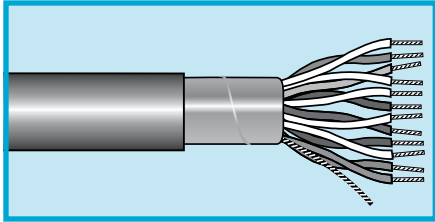
20 AWG (0.56 mm ²)					
Stranding: 7/28 (7 x 0.33 mm)					
Insulation thickness: 0.010 (0.25 mm)					
Part No.	Pairs	Nominal Diameter		Jacket Thickness	
		Inch	mm	Inch	mm
6416	2	0.295	7.49	0.041	1.04

Mutual capacitance: 55 pF/ft (180 pF/m)
Ground capacitance: 95 pF/ft (312 pF/m)



Communication and Control

300 V Overall Foil Shield, Multipair, PVC, PVC



UL AWM 2464 VW-1
UL CM
CSA CMG FT4

Operating Temperature

- -20°C to +80°C (AWM)
- -20°C to +75°C (CM)
- -20°C to +60°C (CMG)

Conductor Color Coding

- Chart K

Materials

- Solid tinned copper conductors
- PVC insulation
- Aluminum/polyester foil shield,
25% overlap min.
Foil facing inward
- Stranded tinned copper drain
wire equal in size to conductor
- Slate PVC jacket

Availability

100 ft (30.5 m)
500 ft (152 m)
1000 ft (305 m)

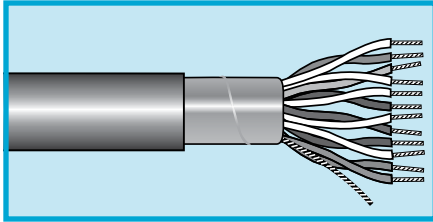
22 AWG (0.32 mm²)

Stranding: Solid
Insulation thickness: 0.013 (0.33 mm)

Part No.	Pairs	Nominal Diameter		Jacket Thickness	
		Inch	mm	Inch	mm
5902C	2	0.238	6.05	0.032	0.81
5905C	4	0.273	6.93	0.032	0.81
5906C	6	0.329	8.36	0.035	0.89
5909C	9	0.385	9.78	0.037	0.94
5909/15C	15	0.471	11.96	0.040	1.02
5909/19C	19	0.506	12.85	0.040	1.02

Communication and Control Cable

300 V Overall Foil Shield, Multipair, PVC, PVC



UL PLTC/CM
UL VW-1
CSA CMG FT4

Operating Temperature

- -20°C to +105°C (CM)
- -20°C to +60°C (CMG)

Conductor Color Coding

- Black and Red pairs, numbered

Materials

- Stranded tinned copper conductors
- PVC insulation
- Aluminum/polyester foil shield, 25% overlap min. Foil facing inward
- Stranded tinned copper drain wire, 24 AWG (0.22 mm²), 7/32 (7 x 0.20)
- Slate PVC jacket

Features

- UL Sunlight Resistant

Availability

500 ft (152 m)
1000 ft (305 m)

22 AWG (0.35 mm²)

Stranding: 7/30 (7 x 0.25 mm)
Insulation thickness: 0.013 (0.33 mm)

Part No.	Pairs	Nominal Diameter		Jacket Thickness	
		Inch	mm	Inch	mm
6417	2	0.267	6.78	0.038	0.97
6418	3	0.291	7.39	0.043	1.09
6419	4	0.315	8.00	0.043	1.09
6420	6	0.370	9.40	0.043	1.09
6421	9	0.447	11.35	0.053	1.35
6422	11	0.480	12.19	0.053	1.35
6423	15	0.545	13.84	0.053	1.35
6424	19	0.593	15.06	0.063	1.60
6425	27	0.698	17.73	0.063	1.60
6426	51	0.914	23.22	0.075	1.91

18 AWG (0.96 mm²)

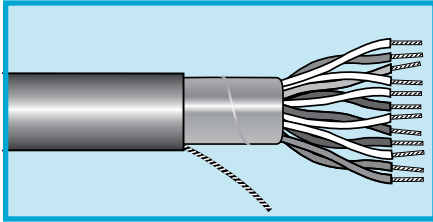
Stranding: 19/30 (19 x 0.25 mm)
Insulation thickness: 0.016 (0.41 mm)

Part No.	Pairs	Nominal Diameter		Jacket Thickness	
		Inch	mm	Inch	mm
6427	2	0.362	9.19	0.043	1.09
6428	3	0.403	10.24	0.053	1.35
6429	4	0.438	11.13	0.053	1.35
6430	6	0.518	13.16	0.053	1.35
6431	9	0.622	15.80	0.063	1.60
6432	11	0.671	17.04	0.063	1.60
6433	15	0.751	19.08	0.063	1.60



Communication and Control

150 and 300 V Overall Foil Shield, Multipair, PVC, PVC



UL AWM 2576 VW-1 (150 V)
UL AWM 2464 VW-1 (300 V)
UL CM
CSA CMG FT4

Operating Temperature

- -20°C to +80°C (AWM)
- -20°C to +75°C (CM)
- -20°C to +60°C (CMG)

Conductor Color Coding

- Chart A

Materials

- Stranded tinned copper conductors
- PVC insulation
- Aluminum/polyester foil shield, 25% overlap min.
Foil facing outward
Stranded tinned copper drain wire equal in size to conductor
- Slate PVC jacket

Availability

100 ft (30.5 m)
 500 ft (152 m)
 1000 ft (305 m)

150 V, AWM 2576

22 AWG (0.35 mm²)

Stranding: 7/30 (7 x 0.25 mm)
 Insulation thickness: 0.010 (0.25 mm)

Part No.	Pairs	Nominal Diameter		Jacket Thickness	
		Inch	mm	Inch	mm
2211C	1	0.168	4.27	0.032	0.81
2212C	2	0.232	5.89	0.032	0.81
2213C	3	0.245	6.22	0.032	0.81
2214C	4	0.266	6.76	0.032	0.81
2215C	5	0.290	7.37	0.032	0.81
2216C	6	0.315	8.00	0.032	0.81
2219C	9	0.372	9.45	0.035	0.89
2219/12C	12	0.415	10.54	0.035	0.89
2219/15C	15	0.451	11.46	0.035	0.89
2219/19C	19	0.494	12.55	0.040	1.02
2219/23C	23	0.545	13.84	0.040	1.02
2219/27C	27	0.589	14.96	0.040	1.02

300 V, AWM 2464

18 AWG (0.81 mm²)

Stranding: 16/30 (16 x 0.25 mm)
 Insulation thickness: 0.016 (0.41 mm)

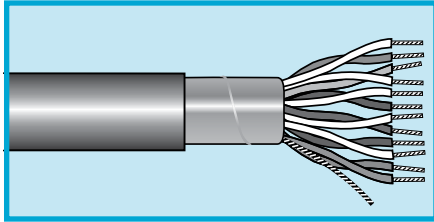
Part No.	Pairs	Nominal Diameter		Jacket Thickness	
		Inch	mm	Inch	mm
2241C	1	0.226	5.74	0.032	0.81
2242C	2	0.333	8.46	0.035	0.89
2243C	3	0.357	9.07	0.037	0.94
2244C	4	0.397	10.08	0.040	1.02
2245C	5	0.445	11.30	0.045	1.14
2246C	6	0.485	12.32	0.045	1.14
2248C	8	0.535	13.59	0.050	1.27
2249C	9	0.585	14.86	0.055	1.40
2249/12C	12	0.652	16.56	0.055	1.40
2249/19C	19	0.792	20.12	0.070	1.78



Communication and Control

300 V Overall Foil Shield, Multipair, HDPE, PVC
Low-Capacitance, Extended-Distance Cable

Alpha
Essentials



UL AWM 2919 (30 V) VW-1
UL CM
CSA CMG FT4

Operating Temperature

- -20°C to +80°C (AWM)
- -20°C to +75°C (CM)
- -20°C to +60°C (CMG)

Conductor Color Coding

- Chart M

Materials

- Stranded tinned copper conductors
- High-density polyethylene insulation
- Aluminum/polyester/aluminum foil shield, 25% overlap min.
Stranded tinned copper drain wire equal in size to conductor
- Slate PVC jacket

Availability

100 ft (30.5 m)
500 ft (152 m)
1000 ft (305 m)

24 AWG (0.22 mm²)

Stranding: 7/32 (7 x 0.20 mm)
Insulation thickness: 0.010 (0.25 mm)

Part No.	Pairs	Nominal Diameter		Jacket Thickness	
		Inch	mm	Inch	mm
6083C	3	0.235	5.97	0.035	0.89
6084C	4	0.254	6.45	0.035	0.89
6087C	7	0.297	7.54	0.035	0.89
6089C	9	0.342	8.69	0.035	0.89
6089/18C	18	0.440	11.18	0.035	0.89

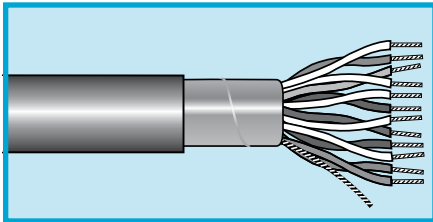
Characteristic impedance: 100 ohms
Mutual capacitance: 15 pF/ft (49.2 pF/m)
Ground capacitance: 27 pF/ft (88.6 pF/m)



Communication and Control

300 V Overall Foil Shield, Multipair, Foam PP, PVC

Low-Capacitance Data Cable



**UL AWM 2919 (30 V) VW-1
UL CM
CSA CMG FT4**

Operating Temperature

- -20°C to +80°C (AWM)
- -20°C to +75°C (CM)
- -20°C to +60°C (CMG)

Conductor Color Coding

- Chart A

Materials

- Stranded tinned copper conductors
- Foam polypropylene insulation
- Aluminum/polyester foil shield, 25% overlap min.
Foil facing outward
- Stranded tinned copper drain wire equal in size to conductor
- Slate PVC jacket

Availability

500 ft (152 m)
1000 ft (305 m)

24 AWG (0.22 mm²)

Stranding: 7/32 (7 x 0.20 mm)
Insulation thickness: 0.016 (0.41 mm)

Part No.	Pairs	Nominal Diameter		Jacket Thickness	
		Inch	mm	Inch	mm
6202C	2	0.258	6.55	0.035	0.89
6203C	3	0.272	6.91	0.035	0.89
6204C	4.5*	0.304	7.72	0.035	0.89
6205C	5	0.323	8.20	0.035	0.89
6206C	6	0.351	8.92	0.035	0.89
6207C	7	0.351	8.92	0.035	0.89
6208C	8	0.379	9.63	0.035	0.89
6209C	9	0.408	10.36	0.035	0.89
6210C	10	0.441	11.20	0.035	0.89
6210/12C	12.5*	0.455	11.56	0.035	0.89
6210/15C	15	0.496	12.60	0.035	0.89
6210/18C	18.5*	0.554	14.07	0.050	1.27
6210/25C	25	0.655	16.64	0.050	1.27

*Single conductor colors: 4.5 = black, 12.5 = red, 18.5 = white

Characteristic impedance: 105 ohms
Mutual capacitance: 12.5 pF/ft (41 pF/m)
Ground capacitance: 22 pF/ft (72 pF/m)

22 AWG (0.35 mm²)

Stranding: 7/30 (7 x 0.25 mm)
Insulation thickness: 0.020 (0.51 mm)

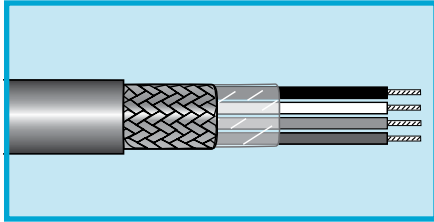
Part No.	Pairs	Nominal Diameter		Jacket Thickness	
		Inch	mm	Inch	mm
6212C	2	0.304	7.72	0.035	0.89
6213C	3	0.322	8.18	0.035	0.89
6216C	6	0.420	10.67	0.035	0.89
6217C	7	0.420	10.67	0.035	0.89
6218C	8	0.456	11.58	0.035	0.89

Characteristic impedance: 105 ohms
Mutual capacitance: 12.5 pF/ft (41 pF/m)
Ground capacitance: 22 pF/ft (72 pF/m)

Communication and Control

600 V Braid Shield, Multiconductor, PVC/Nylon, PVC

Alpha
Essentials



MIL-DTL-16878/17 (Type B/N)

Operating Temperature

- 55°C to +105°C

Conductor Color Coding

- 1 White, 2 Black, 3 Red, 4 Green (unless otherwise noted)

Materials

- Stranded tinned copper conductors
- PVC/nylon insulation
- Clear polyester wrap (multiconductor only)
- Tinned copper braid shield, 90% coverage
- Slate PVC jacket

Availability

100 ft (30.5 m)
500 ft (152 m)
1000 ft (305 m)

20 AWG (0.61 mm²)

Stranding: 19/32 (19 x 0.20 mm)
Insulation thickness: 0.010 (0.25 mm) PVC/0.003 (0.08 mm) nylon

Part No.	Conductors	Nominal Diameter		Jacket Thickness	
		Inch	mm	Inch	mm
3230	1	0.108	2.74	0.010	0.25
3231	2	0.195	4.95	0.019	0.49
3232	3	0.205	5.21	0.019	0.49
3233	4	0.227	5.77	0.021	0.53

18 AWG (0.96 mm²)

Stranding: 19/30 (19 x 0.25 mm)
Insulation thickness: 0.010 (0.25 mm) PVC/0.003 (0.08 mm) nylon

Part No.	Conductors	Nominal Diameter		Jacket Thickness	
		Inch	mm	Inch	mm
3240	1	0.122	3.10	0.012	0.30
3241	2	0.219	5.56	0.021	0.53
3242	3	0.233	5.92	0.022	0.56
3243	4	0.261	6.63	0.023	0.58

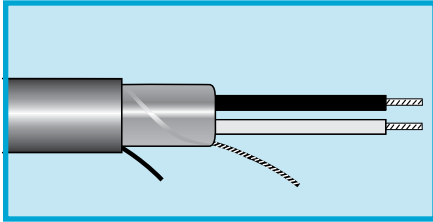
16 AWG (1.23 mm²)

Stranding: 19/29 (19 x 0.29 mm)
Insulation thickness: 0.010 (0.25 mm) PVC/0.003 (0.08 mm) nylon

Part No.	Conductors	Nominal Diameter		Jacket Thickness	
		Inch	mm	Inch	mm
3245	1	0.136	0.136	0.016	0.41
3246	2	0.241	0.241	0.023	0.58
3247	3	0.254	0.254	0.023	0.58
3248	4	0.279	0.279	0.025	0.64

Communication and Control

600 V Overall Foil Shield, Multipair, PE, PVC



UL AWM 2106 VW-1

Operating Temperature

- 20°C to +60°C

Conductor Color Coding

- Black, Clear

Materials

- Stranded tinned copper conductors
- Polyethylene insulation
- Aluminum/polyester foil shield, 25% overlap min.
Foil facing outward
- Stranded tinned copper drain wire one even AWG size smaller than conductor
- Slate PVC jacket

Availability

- 100 ft (30.5 m)
- 500 ft (152 m)
- 1000 ft (305 m)

16 AWG (1.32 mm ²)					
Stranding: 19/0.0117 (19 x 0.30 mm)					
Insulation thickness: 0.032 (0.81 mm)					
Part No.	Pairs	Nominal Diameter		Jacket Thickness	
		Inch	mm	Inch	mm
2471	1	0.314	7.98	0.035	0.89
Mutual capacitance: 20.5 pF/ft (67.3 pF/m)					
Ground capacitance: 37 pF/ft (121.4 pF/m)					

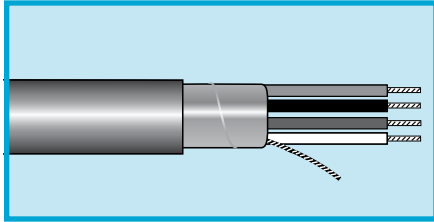
14 AWG (1.94 mm ²)					
Stranding: 19/27 (19 x 0.36 mm)					
Insulation thickness: 0.032 (0.81 mm)					
Part No.	Pairs	Nominal Diameter		Jacket Thickness	
		Inch	mm	Inch	mm
2472	1	0.344	8.74	0.035	0.89
Mutual capacitance: 22.7 pF/ft (74.5 pF/m)					
Ground capacitance: 41 pF/ft (134.5 pF/m)					

12 AWG (3.08 mm ²)					
Stranding: 19/25 (19 x 0.45 mm)					
Insulation thickness: 0.037 (0.94 mm)					
Part No.	Pairs	Nominal Diameter		Jacket Thickness	
		Inch	mm	Inch	mm
2473	1	0.412	10.46	0.040	1.02
Mutual capacitance: 23.9 pF/ft (78.4 pF/m)					
Ground capacitance: 43 pF/ft (141.1 pF/m)					

Communication and Control

400 V Multiconductor, Multipair, PE, PVC
Foil Shielded Pairs and Overall Foil Shield

Alpha
Essentials



25 AWG (0.18 mm²)

Stranding: 3/33 TC +4/33 TCW (3 x 0.18 +4 x 0.18 mm)
Insulation thickness: 0.013 (0.33 mm)

Part No.	Conductors	Pairs	Nominal Diameter		Jacket Thickness	
			Inch	mm	Inch	mm
2468	2	1	0.165	4.19	0.020	0.51

Operating Temperature

- -20°C to +60°C

Conductor Color Coding

- Conductors: 1 White, 2 Green
Pair: Black-Red

Materials

- Stranded tinned and steel-coated copper conductors
- Polyethylene insulation
- Aluminum/polyester foil shield, 25% overlap min.
Foil facing outward
- Stranded tinned copper drain wire, 25 AWG (0.18 mm²), 7/33 (7 x 0.18 mm)
- Slate PVC jacket

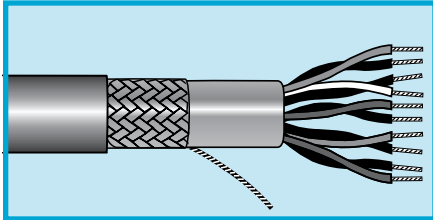
Availability

100 ft (30.5 m)
500 ft (152 m)
1000 ft (305 m)



Communication and Control

300 V Overall Foil/Braid Shield, Multipair, SR-PVC, PVC



UL AWM 2464 VW-1
UL CL2
CSA CMG FT4

Operating Temperature

- -20°C to +80°C (AWM)
- -20°C to +75°C (CL2)
- -20°C to +60°C (CMG)

Conductor Color Coding

- Chart A

Materials

- Stranded tinned copper conductors
- Semirigid PVC insulation
- Foil + braid shield
Aluminum/polyester foil shield,
25% overlap min.
Foil facing outward
Stranded tinned copper drain
wire equal in size to conductor
Tinned copper braid,
65% coverage
- Slate PVC jacket

Availability

100 ft (30.5 m)
500 ft (152 m)
1000 ft (305 m)

28 AWG (0.09 mm²)

Stranding: 7/36 (7 x 0.13 mm)
Insulation thickness: 0.010 (0.25 mm)

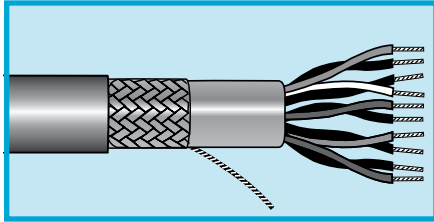
Part No.	Pairs	Nominal Diameter		Jacket Thickness		Availability
		Inch	mm	Inch	mm	
3472C	2	0.211	5.36	0.035	0.89	100
3474C	4	0.235	5.97	0.035	0.89	100
3475C	5	0.258	6.55	0.035	0.89	100, 1000
3476C	6	0.275	6.99	0.035	0.89	100
3477C	7	0.275	6.99	0.035	0.89	100
3480C	10	0.332	8.43	0.035	0.89	100, 500, 1000
3480/12C	12.5	0.342	8.69	0.035	0.89	100, 500, 1000
3480/18C	18	0.389	9.88	0.035	0.89	100, 500, 1000
3480/25C	25	0.446	11.33	0.035	0.89	100, 500, 1000



Communication and Control

300 V Overall Foil/Braid Shield, Multipair, SR-PVC, PVC

Alpha
Essentials



UL AWM 2464 VW-1
UL CM
CSA CMG FT4

Operating Temperature

- -20°C to +80°C (AWM)
- -20°C to +75°C (CM)
- -20°C to +60°C (CMG)

Conductor Color Coding

- See tables

Materials

- Stranded tinned copper conductors
- Semirigid PVC insulation
- Foil + braid shield
Aluminum/polyester foil, 25% overlap min. Foil facing outward
Stranded tinned copper drain wire, 24 AWG
Tinned copper braid, 65% coverage
- Slate PVC jacket

Availability

100 ft (30.5 m)
500 ft (152 m)
1000 ft (305 m)

24 AWG (0.23 mm²)

Stranding: 7/32 (7 x 0.20 mm)
Insulation thickness: 0.010 (0.25 mm)

Part No.	Pairs	Nominal Diameter		Jacket Thickness		Color Code
		Inch	mm	Inch	mm	
6362	2	0.234	5.94	0.032	0.81	M
6363	3	0.246	6.25	0.032	0.81	M
6364	4	0.265	6.73	0.032	0.81	M
6365	5	0.286	7.26	0.032	0.81	M
6366	6	0.308	7.82	0.032	0.81	M
6367	7	0.308	7.82	0.032	0.81	M
6368	10	0.379	9.63	0.032	0.81	M
6369	12.5	0.389	9.62	0.032	0.81	M
6370	15	0.421	10.69	0.032	0.81	M
6371	18	0.451	11.46	0.032	0.81	M
6372	25	0.523	13.28	0.032	0.81	M

22 AWG (0.35 mm²)

Stranding: 7/30 (7 x 0.25mm)
Insulation thickness: 0.010 (0.25 mm)

Part No.	Pairs	Nominal Diameter		Jacket Thickness		Color Code
		Inch	mm	Inch	mm	
6373	2	0.254	6.45	0.032	0.81	A
6374	3	0.267	6.78	0.032	0.81	A
6375	4	0.288	7.32	0.032	0.81	A
6376	5	0.312	7.92	0.032	0.81	Chart below
6377	6	0.337	8.56	0.032	0.81	A
6378	7	0.337	8.56	0.032	0.81	A
6379	8	0.363	9.22	0.032	0.81	Chart below
6380	10	0.418	10.62	0.032	0.81	A
6381	12.5	0.430	10.92	0.032	0.81	A
6382	15	0.467	11.86	0.032	0.81	A
6383	18	0.500	12.70	0.032	0.81	A
6384	25	0.595	15.11	0.032	0.81	A

Color Code Chart (Part No. 6376 and 6379)

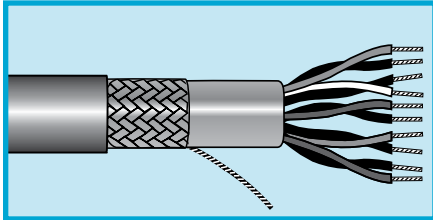
Pair No.	Color	Pair No.	Color
1	Black, Red	5	Black, Yellow
2	Black, White	6	Black, Brown
3	Black, Green	7	Black, Orange
4	Black, Blue	8	Red, White



Communication and Control

300 V Overall Foil/Braid Shield, Multipair, PE, PVC

Low-Capacitance Data Cable



UL AWM 2960 VW-1

UL CL2

CSA CMH FT1

Operating Temperature

- -20°C to +75°C (CL2)
- -20°C to +60°C (AWM, CMH)

Conductor Color Coding

- Chart K

Materials

- Stranded tinned copper conductors
- Polyethylene insulation
- Foil + braid shielding
Aluminum/polyester foil shield,
25% overlap min.
Foil facing outward
Stranded tinned copper drain
wire equal in size to conductor
Tinned copper braid,
90% coverage
- Slate PVC jacket

Availability

100 ft (30.5 m)

500 ft (152 m)

1000 ft (305 m)

28 AWG (0.089 mm²)

Stranding: 7/36 (7 x 0.13 mm)
Insulation thickness: 0.010 (0.25 mm)

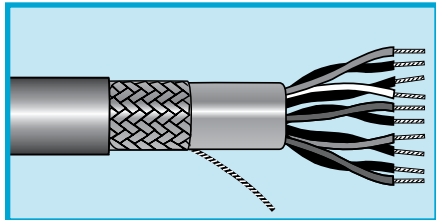
Part No.	Pairs	Nominal Diameter		Jacket Thickness	
		Inch	mm	Inch	mm
6390	2	0.211	5.36	0.035	0.89
6391	3	0.220	5.59	0.035	0.89
6392	4	0.235	5.97	0.035	0.89
6393	5	0.252	6.40	0.035	0.89
6394	7	0.269	6.83	0.035	0.89
6395	9	0.305	7.75	0.035	0.89
6396	12	0.335	8.51	0.035	0.89
6397	13	0.341	8.66	0.035	0.89
6398	18	0.383	9.73	0.035	0.89
6399	25	0.440	11.18	0.035	0.89
6400	31	0.470	11.94	0.035	0.89

Characteristic impedance: 100 ohms
Mutual capacitance: 15.5 pF/ft (50.9 pF/m)
Ground capacitance: 27.5 pF/ft (90.2 pF/m)

Communication and Control

300 V Overall Foil/Braid Shield, Multipair, PE, PVC

Low-Capacitance Data Cable



UL AWM 2919 VW-1
UL CM
CSA CM FT1

Operating Temperature

- -20°C to +80°C (AWM)
- -20°C to +75°C (CM)

Conductor Color Coding

- Chart M

Materials

- Stranded tinned copper conductors
- Polyethylene insulation
- Foil + braid shielding
Aluminum/polyester foil shield, 25% overlap min.
Foil facing outward
Stranded tinned copper drain wire equal in size to conductor
Tinned copper braid, 65% or 90% coverage
- Slate PVC jacket

Availability

100 ft (30.5 m)
500 ft (152 m)
1000 ft (305 m)

24 AWG (0.23 mm²)

Stranding: 7/32 (7 x 0.20 mm)
Insulation thickness: 0.016 (0.41 mm)
65% braid coverage

Part No.	Pairs	Nominal Diameter		Jacket Thickness	
		Inch	mm	Inch	mm
6401	2	0.280	7.11	0.035	0.89
6402	3	0.294	7.47	0.035	0.89
6403	4	0.318	8.08	0.035	0.89
6404	5	0.345	8.76	0.035	0.89
6405	6	0.373	9.47	0.035	0.89
6406	7	0.373	9.47	0.035	0.89
6407	9	0.430	10.92	0.035	0.89
6408	10	0.463	11.76	0.035	0.89
6409	12	0.478	12.14	0.035	0.89

Characteristic impedance: 100 ohms
Mutual capacitance: 15.5 pF/ft (50.9 pF/m)
Ground capacitance: 27.5 pF/ft (90.2 pF/m)

24 AWG (0.23 mm²)

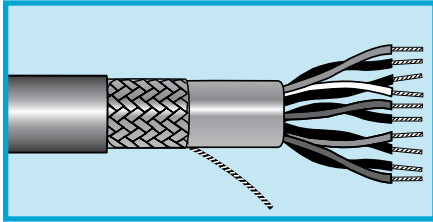
Stranding: 7/32 (7 x 0.20 mm)
Insulation thickness: 0.016 (0.41 mm)
90% braid coverage

Part No.	Pairs	Nominal Diameter		Jacket Thickness	
		Inch	mm	Inch	mm
6412	1	0.208	5.28	0.035	0.89
6413	2	0.280	7.11	0.035	0.89
6414	3	0.294	7.47	0.035	0.89
6415	4	0.318	8.08	0.035	0.89

Characteristic impedance: 120 ohms
Mutual capacitance: 12.8 pF/ft (42 pF/m)
Ground capacitance: 23 pF/ft (75.5 pF/m)

Communication and Control

300 V Overall Foil/Braid Shield, Multipair, Foam PP, PVC
Low-Capacitance Data Cable



**UL AWM 2919 (30 V) VW-1
CSA CMG FT4**

Operating Temperature

- -20°C to +80°C (AWM)
- -20°C to +75°C (CMG)

Conductor Color Coding

- Chart M

Materials

- Stranded tinned copper conductors
- Foam polypropylene insulation
- Foil + braid shielding
Aluminum/polyester foil shield,
25% overlap min.
Foil facing outward
Stranded tinned copper drain
wire equal in size to conductor
Tinned copper braid,
65% coverage
- Slate PVC jacket

Availability

100 ft (30.5 m)
500 ft (152 m)
1000 ft (305 m)

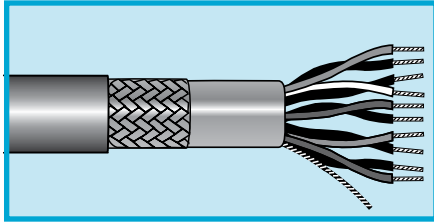
28 AWG (0.089 mm ²)					
Stranding: 7/36 (7 x 0.13 mm) Insulation thickness: 0.013 (0.33 mm)					
Part No.	Pairs	Nominal Diameter		Jacket Thickness	
		Inch	mm	Inch	mm
3492C	2	0.270	5.84	0.035	0.89
3493C	3	0.282	6.12	0.035	0.89
3494C	4	0.302	6.73	0.035	0.89
3495C	5	0.315	7.21	0.035	0.89
3496C	6	0.341	7.75	0.035	0.89
3498C	8	0.326	8.28	0.035	0.89
3500/12C	12.5	0.381	9.67	0.035	0.89
3500/18C	18	0.439	11.15	0.035	0.89

Mutual capacitance: 12 pF/ft (39.3 pF/m)
Ground capacitance: 20 pF/ft (65.5 pF/m)

Communication and Control

300 V Overall Foil/Braid Shield, Multipair, Foam PP, PVC
Low-Capacitance Data Cable

Alpha
Essentials



UL AWM 2919 (30 V) VW-1
UL CM
CSA CMG FT4

Operating Temperature

- -20°C to +80°C (AWM)
- -20°C to +75°C (CM)
- -20°C to +60°C (CMG)

Conductor Color Coding

- Chart M

Materials

- Stranded tinned copper conductors
- Foam polypropylene insulation
- Foil + braid shielding
Aluminum/polyester foil shield,
25% overlap min.
Foil facing outward
- Stranded tinned copper drain
wire equal in size to conductor
- Tinned copper braid,
65% coverage
- Slate PVC jacket

Availability

500 ft (152 m)
1000 ft (305 m)

24 AWG (0.23 mm²)

Stranding: 7/32 (7 x 0.20 mm)
Insulation thickness: 0.016 (0.41 mm)

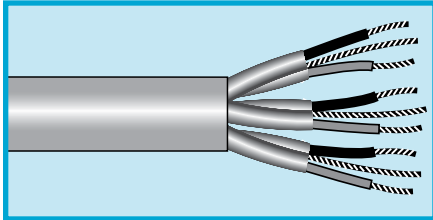
Part No.	Pairs	Nominal Diameter		Jacket Thickness	
		Inch	mm	Inch	mm
6222C	2	0.270	6.86	0.035	0.89
6223C	3	0.282	7.16	0.035	0.89
6224C	4	0.302	7.67	0.035	0.89
6225C	5	0.315	8.00	0.035	0.89
6226C	6	0.341	8.66	0.035	0.89
6227C	7	0.341	8.66	0.035	0.89
6228C	8	0.370	9.40	0.035	0.89
6230C	10	0.427	10.85	0.035	0.89
6230/12C	12.5	0.440	11.18	0.035	0.89
6230/15C	15	0.495	12.57	0.040	1.02

Characteristic impedance: 105 ohms
Mutual capacitance: 12.5 pF/ft (41 pF/m)
Ground capacitance: 22 pF/ft (72 pF/m)



Communication and Control

300 V Individually Foil Shielded Pairs, Multipair, PVC, PVC



**UL AWM 2464 (300 V) VW1
UL CM
CSA CMG FT4**

Operating Temperature

- -20°C to +80°C (AWM)
- -20°C to +75°C (CM)
- -20°C to +60°C (CMG)

Conductor Color Coding

- Chart A

Materials

- Stranded tinned copper conductors
- PVC insulation
- Individual aluminum/polyester foil shield, 25% overlap min.
Foil facing inward
- Stranded tinned copper drain wire
- PVC jacket

Availability

100 ft (30.5 m)
500 ft (152 m)
1000 ft (305 m)

22 AWG (0.35 mm²)

Stranding: 7/30 (7 x 0.25 mm)
Insulation thickness: 0.016 (0.41 mm)
22 AWG (0.35 mm²) drain wire

Part No.	Pairs	Nominal Diameter		Jacket Thickness	
		Inch	mm	Inch	mm
6052C	2	0.316	8.03	0.043	1.09
6053C	3	0.334	8.48	0.043	1.09
6054C	4	0.364	9.25	0.043	1.09
6056C	6	0.451	11.46	0.053	1.35
6059C	9	0.522	13.26	0.053	1.35
6059/11C	11	0.581	14.76	0.053	1.35
6059/15C	15	0.644	16.36	0.053	1.35
6059/19C	19	0.698	17.73	0.063	1.60

18 AWG (0.81 mm²)

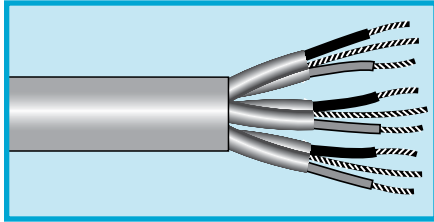
Stranding: 16/30 (16 x 0.25 mm)
Insulation thickness: 0.016 (0.41 mm)
20 AWG (0.51 mm²) drain wire

Part No.	Pairs	Nominal Diameter		Jacket Thickness	
		Inch	mm	Inch	mm
6062C	2	0.376	9.55	0.043	1.09
6063C	3	0.418	10.62	0.053	1.35
6064C	4	0.456	11.58	0.053	1.35
6066C	6	0.541	13.74	0.053	1.35
6069C	9	0.650	16.51	0.063	1.60
6069/15C	15	0.804	20.42	0.063	1.60

Communication and Control

300 V Individually Foil Shielded Pairs, Multipair, PP, PVC

Alpha
Essentials



UL 2493 VW-1
UL CM, CMG
CSA CMG FT4

Operating Temperature

- -20°C to +75°C (CM)
- -20°C to +60°C (AWM)
- -20°C to +60°C (CMG)

Conductor Color Coding

- Chart A

Materials

- Solid or stranded tinned copper conductors
- Polypropylene insulation
- Individual aluminum/polyester foil shield, 25% overlap min. Foil facing inward
- Solid or stranded tinned copper drain wire, 22 AWG
- Slate PVC jacket

Availability

100 ft (30.5 m)
500 ft (152 m)
1000 ft (305 m)



22 AWG (0.32 mm²)

Stranding: Solid
Insulation thickness: 0.010 (0.25 mm)

Part No.	Pairs	Nominal Diameter		Jacket Thickness		UL
		Inch	mm	Inch	mm	
6000C	3	0.278	7.06	0.047	1.19	CM
6008C	15	0.492	12.50	0.047	1.19	CM

Characteristic impedance: 62 ohms
Mutual capacitance: 25 pF/ft (82 pF/m)
Ground capacitance: 45 pF/ft (147 pF/m)

22 AWG (0.35 mm²)

Stranding: 7/30 (7 x 0.25 mm)
Insulation thickness: 0.010 (0.25 mm)

Part No.	Pairs	Nominal Diameter		Jacket Thickness		UL
		Inch	mm	Inch	mm	
6010C	3	0.298	7.57	0.048	1.22	CMG
6012C	6	0.378	9.60	0.048	1.22	CMG
6014C	9	0.436	11.07	0.048	1.22	CMG
6016C	11	0.483	12.27	0.048	1.22	CMG
6017C	12	0.483	12.27	0.048	1.22	CMG
6018C	15	0.565	14.35	0.063	1.60	CM
6019C	17	0.593	15.06	0.063	1.60	CM
6020C	19	0.593	15.06	0.063	1.60	CM
6022C	27	0.698	17.73	0.063	1.60	CM

Characteristic impedance: 55 ohms
Mutual capacitance: 28 pF/ft (91.9 pF/m)
Ground capacitance: 50 pF/ft (164 pF/m)

20 AWG (0.56 mm²)

Stranding: 7/28 (7 x 0.33 mm)
Insulation thickness: 0.013 (0.33 mm)

Part No.	Pairs	Nominal Diameter		Jacket Thickness		UL
		Inch	mm	Inch	mm	
6032C	2	0.331	8.41	0.047	1.19	CMG
6033C	3	0.349	8.86	0.047	1.19	CMG
6036C	6	0.450	11.43	0.047	1.19	CMG
6039C	9	0.555	14.10	0.063	1.60	CMG
6042C	12	0.615	15.62	0.063	1.60	CMG

Characteristic impedance: 61 ohms
Mutual capacitance: 25 pF/ft (82 pF/m)
Ground capacitance: 45 pF/ft (147.6 pF/m)

18 AWG (0.81 mm²)

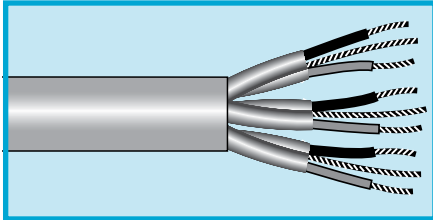
Stranding: 16/30 (16 x 0.25 mm)
Insulation thickness: 0.016 (0.41 mm)

Part No.	Pairs	Nominal Diameter		Jacket Thickness		UL
		Inch	mm	Inch	mm	
6023C	3	0.406	10.31	0.047	1.19	CM
6024C	6	0.561	14.25	0.063	1.60	CM
6025C	9	0.650	16.51	0.063	1.60	CM

Characteristic impedance: 59 ohms
Mutual capacitance: 26 pF/ft (85.3 pF/m)
Ground capacitance: 47 pF/ft (154.2 pF/m)

Communication and Control

350 V Individually Foil Shielded Pairs, Multipair, PP, PE
Direct Burial



20 AWG (0.51 mm²)

Stranding: 10/30 (10 x 0.25 mm)
Insulation thickness: 0.008 (0.20 mm)

Part No.	Pairs	Nominal Diameter		Jacket Thickness	
		Inch	mm	Inch	mm
6314	3	0.291	7.39	0.040	1.02
6315	6	0.385	9.78	0.045	1.14

Characteristic impedance: 48 ohms
Mutual capacitance: 31 pF/ft (101.7 pF/m)
Ground capacitance: 56 pF/ft (183.7 pF/m)

Operating Temperature

- -20°C to +80°C

Conductor Color Coding

- Chart A

Materials

- Stranded tinned copper conductors
- Polypropylene insulation
- Individual aluminum/polyester foil shield, 25% overlap min.
Foil facing inward
Stranded tinned copper drain wire, 22 AWG
- Black polyethylene jacket

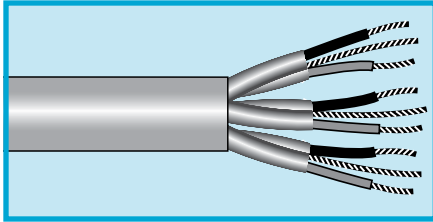
Availability

1000 ft (305 m)
500 ft (152 m)

Communication and Control

300 V Individually Foil Shielded Pairs, Multipair, PE, PVC

Alpha
Essentials



UL AWM 2919 (30 V) VW-1
UL CM
CSA CMG FT4

Operating Temperature

- -20°C to +80°C (AWM)
- -20°C to +75°C (CM)
- -20°C to +60°C (CMG)

Conductor Color Coding

- Chart A

Materials

- Stranded tinned copper conductors
- Polyethylene insulation
- Individual aluminum/polyester foil shield, 25% overlap min.
Foil facing inward
- Stranded tinned copper drain wire equal in size to conductor
- Slate PVC jacket

Availability

100 ft (30.5 m)
500 ft (152 m)
1000 ft (305 m)

24 AWG (0.22 mm²)

Stranding: 7/32 (7 x 0.20 mm)
Insulation thickness: 0.010 (0.25 mm)

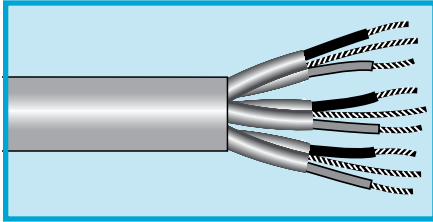
Part No.	Pairs	Nominal Diameter		Jacket Thickness	
		Inch	mm	Inch	mm
6385	3	0.247	6.27	0.035	0.89
6386	6	0.317	8.05	0.035	0.89
6387	9	0.368	9.35	0.035	0.89
6388	12	0.411	10.44	0.035	0.89

Characteristic impedance: 60 ohms
Mutual capacitance: 25 pF/ft (82 pF/m)
Ground capacitance: 47 pF/ft (154.2 pF/m)



Communication and Control

300 V Individually Foil Shielded Pairs, Multipair, PP, PVC



UL CMG
CSA CMG FT4

Operating Temperature

- -20°C to +75°C (CM)
- -20°C to +60°C (CMG)

Conductor Color Coding

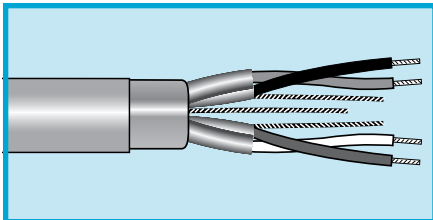
- See tables

Materials

- Stranded tinned copper conductors
- Polypropylene insulation
- Individual aluminum/polyester foil shield, 25% overlap min. Stranded tinned copper drain wire (see tables for sizes)
- Slate PVC jacket

Availability

100 ft (30.5 m)
500 ft (152 m)
1000 ft (305 m)



Individually Shielded Pairs

22 AWG (0.35 mm²)

Stranding: 7/30 (7 x 0.25 mm)
Insulation thickness: 0.010 (0.25 mm)
24 AWG (0.22 mm²) drain wire
Foil facing outward

Part No.	Pairs	Nominal Diameter		Jacket Thickness	
		Inch	mm	Inch	mm
2466C	2	0.170	4.32	0.020	0.51

Characteristic impedance: 60 ohms
Mutual capacitance: 25 pF/ft (82 pF/m)
Ground capacitance: 45 pF/ft (147.6 pF/m)

Color code: 1 Red-Black, 2 Green-White.

Individually Shielded Pairs, UL CM

22 AWG (0.35 mm²)

Stranding: 7/30 (7 x 0.25 mm)
Insulation thickness: 0.008 (0.20 mm)
24 AWG (0.22 mm²) drain wire
Foil facing outward

Part No.	Pairs	Nominal Diameter		Jacket Thickness	
		Inch	mm	Inch	mm
2463C	4	0.230	5.84	0.020	0.51

Characteristic impedance: 53 ohms
Mutual capacitance: 29 pF/ft (95.1 pF/m)
Ground capacitance: 52 pF/ft (170.6 pF/m)

Color code: 1 Red-Black, 2 Green-White, 3 White/Red-White/Black, 4 White/Green-White/Yellow.

Individually Shielded Pairs

20 AWG (0.56 mm²)

Stranding: 7/28 (7 x 0.32 mm)
Insulation thickness: 0.015 (0.38 mm)
22 AWG (0.35 mm²) drain wire
Foil facing inward

Part No.	Pairs	Nominal Diameter		Jacket Thickness	
		Inch	mm	Inch	mm
2467C	4	0.340	8.64	0.030	0.76

Characteristic impedance: 66 ohms
Mutual capacitance: 23 pF/ft (75.5 pF/m)
Ground capacitance: 41 pF/ft (134.5 pF/m)

Color code: 1 Red-Black, 2 Green-White, 3 White/Red-White/Black, 4 White/Green-White/Yellow.

Individually Shielded Pairs +Overall Shield, AWM 2717

22 AWG (0.35 mm²)

Stranding: 7/30 (7 x 0.25 mm)
Insulation thickness: 0.009 (0.23 mm)
22 AWG (0.35 mm²) drain wire
Foil facing inward

Part No.	Pairs	Nominal Diameter		Jacket Thickness	
		Inch	mm	Inch	mm
1243/2C	2	0.245	6.22	0.030	0.76

Characteristic impedance: 57 ohms
Mutual capacitance: 27 pF/ft (88.6 pF/m)
Ground capacitance: 49 pF/ft (160.7 pF/m)

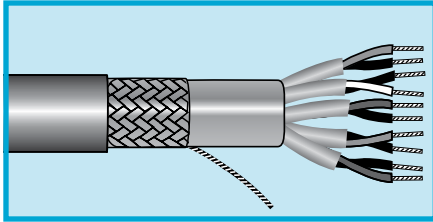
Color code: 1 Red-Black, 2 Green-White.



Communication and Control

300 V Individually Foil Shielded Pairs and Overall Foil/Braid, Multipair, Foam PE, PVC

Low-Capacitance Data Cable



UL AWM 2493 VW-1
UL CM
CSA CM FT1

Operating Temperature

- -20°C to +75°C (CM)
- -20°C to +60°C (AWM, CMG)

Conductor Color Coding

- Chart A
- (See table at right for Part No. 6319 and 6322)

Materials

- Stranded tinned copper conductors
- Foam polyethylene insulation
- Individual aluminum/polyester foil shield, 25% overlap min.
Foil facing inward
Stranded tinned copper drain wire, 24 AWG
- Overall foil + braid shielding
Aluminum/polyester foil, 25% overlap min.
Foil facing outward
Stranded tinned copper drain wire equal in size to conductor
Tinned copper braid, 65% coverage
- Slate PVC jacket

Availability

100 ft (30.5 m)
500 ft (152 m)
1000 ft (305 m)

24 AWG (0.22 mm²)

Stranding: 7/32 (7 x 0.20 mm)
Insulation thickness: 0.019 (0.49 mm)

Part No.	Pairs	Nominal Diameter		Jacket Thickness	
		Inch	mm	Inch	mm
6316	2	0.349	8.86	0.048	1.22
6317	3	0.353	8.97	0.048	1.22
6318	4	0.397	10.08	0.048	1.22
6319*	5	0.430	10.92	0.048	1.22
6320	6	0.464	11.79	0.048	1.22
6321	7	0.464	11.79	0.048	1.22
6322*	8	0.499	12.67	0.048	1.22
6323	10	0.606	15.39	0.063	1.60
6324	15	0.687	17.45	0.063	1.60
6325	18	0.721	18.31	0.063	1.60
6326	25	0.901	22.89	0.085	2.16

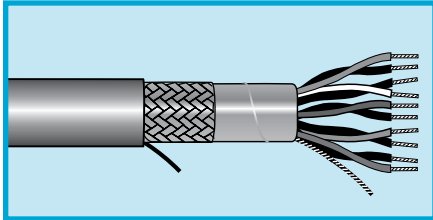
Characteristic impedance: 100 ohms
Mutual capacitance: 12.5 pF/ft (41 pF/m)
Ground capacitance: 22 pF/ft (72.2 pF/m)

*Color Code

Pair No.	Color	Pair No.	Color
1	Black, Red	5	Black, Yellow
2	Black, White	6	Black, Brown
3	Black, Green	7	Black, Orange
4	Black, Blue	8	Red, White

Communication and Control

300 V Foil/Braid Shield, Multipair, SR-PVC, PVC
Computer Cable



UL AWM 2343
UL CMG
CSA CMG FT4

Applications

- Control, signal, and data transmission computers
- Industrial and electronic equipment

Operating Temperature

- -20°C to +80°C (AWM)
- -20°C to +75°C (CMG)

Conductor Color Coding

- Chart B

Materials

- Stranded tinned copper conductors
- Semirigid PVC insulation
- Aluminum/polyester foil shield, 25% overlap min.
Foil facing outward
Stranded tinned copper drain wire equal in size to conductor
Tinned copper braid, 70% coverage
- Slate PVC jacket

Availability

100 ft (30.5 m)
500 ft (152 m)
1000 ft (305 m)
Bulk, cut to length
(Minimums may apply)

24 AWG (0.22 mm²)

Stranding: 7/32 (7 x 0.20 mm)
Insulation thickness: 0.010 (0.25 mm)

Part No.	Pairs	Nominal Diameter		Jacket Thickness	
		Inch	mm	Inch	mm
M5650	5	0.351	8.92	0.063	1.60
M5651	7	0.373	9.47	0.063	1.60
M5652	12	0.455	11.56	0.063	1.60
M5653	15	0.486	12.34	0.063	1.60
M5654	19	0.516	13.11	0.063	1.60

Mutual capacitance: 23.1 pF/ft (75.8 pF/m)
Ground capacitance: 42 pF/ft (137.8 pF/m)

Part No. M5650
Mutual capacitance: 25 pF/ft (82 pF/m)
Ground capacitance: 45 pF/ft (147.6 pF/m)

22 AWG (0.35 mm²)

Stranding: 7/30 (7 x 0.25 mm)
Insulation thickness: 0.010 (0.25 mm)

Part No.	Pairs	Nominal Diameter		Jacket Thickness	
		Inch	mm	Inch	mm
M5660	5	0.377	9.58	0.063	1.60
M5661	7	0.402	10.21	0.063	1.60
M5662	12	0.496	12.60	0.063	1.60
M5665	27	0.666	16.92	0.063	1.60
M5666	37	0.735	18.67	0.063	1.60

Ground capacitance: 49 pF/ft (160.8 pF/m)

20 AWG (0.56 mm²)

Stranding: 7/28 (7 x 0.32 mm)
Insulation thickness: 0.010 (0.25 mm)

Part No.	Pairs	Nominal Diameter		Jacket Thickness	
		Inch	mm	Inch	Mm
M5670	5	0.413	10.49	0.063	1.60
M5671	7	0.442	11.23	0.063	1.60

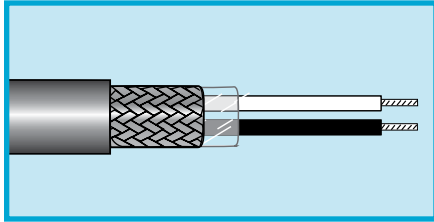
Mutual capacitance: 27 pF/ft (88.6 pF/m)
Ground capacitance: 49 pF/ft (160.8 pF/m)

Part No. M5670
Mutual capacitance: 29 pF/ft (95.1 pF/m)
Ground capacitance: 52 pF/ft (170.6 pF/m)



Communication and Control

Braid or Spiral Shield, Multiconductor, PE, PVC
Microphone Cable



Operating Temperature

- -20°C to +60°C

Conductor Color Coding

- 1 White, 2 Black

Materials

- Stranded tinned copper conductors
- Polyethylene insulation
- Clear polyester wrap (multiconductor only)

- Braided tinned copper or spiral wrapped tinned copper shield, 90% coverage (85% for part no. 1712)
- Slate PVC jacket

Availability

- 100 ft (30.5 m)
- 500 ft (152 m)
- 1000 ft (305 m)

1-Conductor Cable for High-Impedance Microphones

Part No.	Voltage Rating	Wire Size		Stranding		Nominal Diameter		Shield	Jacket Thickness		Insulation Thickness		Capacitance	
		AWG	mm ²	AWG	mm	Inch	mm		Inch	mm	Inch	mm	pF/ft	pF/m
1706*	4000	20	0.52	26/34	26 x 0.16	0.182	4.62	Braid	0.030	0.76	0.031	0.79	38	125
1703	3500	24	0.20	10/34	10 x 0.16	0.146	3.71	Braid	0.030	0.76	0.020	0.50	36	118
1702**	1000	26	0.14	7/34	7 x 0.16	0.101	2.57	Spiral	0.020	0.51	0.016	0.41	35	115
1705	1000	24	0.20	10/34	10 x 0.16	0.106	2.69	Spiral	0.020	0.51	0.016	0.41	41	135

*UL AWM 1150, 300 V.

**1702 has 3 strands of tinned copper and 4 strands of tinned Copperweld.

2-Conductor Cable for Low-Impedance Microphones

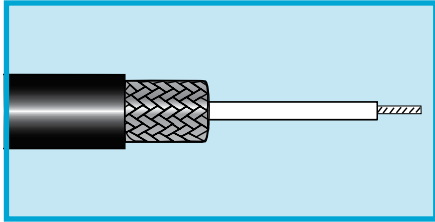
Part No.	Voltage Rating	Wire Size		Stranding		Nominal Diameter		Shield	Jacket Thickness		Insulation Thickness		Capacitance*	
		AWG	mm ²	AWG	mm	Inch	mm		Inch	mm	Inch	mm	pF/ft	pF/m
1709	1000	24	0.20	10/34	10 x 0.16	0.185	4.70	Spiral	0.030	0.76	0.016	0.41	32	105
1710	1000	22	0.38	19/34	19 x 0.16	0.239	6.07	Braid	0.025	0.64	0.025	0.63	30	98
1712	600	20	0.52	26/34	26 x 0.16	0.221	5.61	Braid	0.030	0.76	0.015	0.38	44	144

*Capacitance between one conductor and remaining conductors connected to shield.

Communication and Control

Braid or Spiral Shield, Single Conductor, PE, PVC

Microphone Cable



Operating Temperature

- -20°C to +60°C

Materials

- Stranded tinned copper conductors*
- Polyethylene insulation
- Braided tinned copper or spiral wrapped tinned copper shield
- Slate PVC jacket

Availability

- 100 ft (30.5 m)
- 500 ft (152 m)
- 1000 ft (305 m)
- Bulk, cut to length
(Minimums may apply)

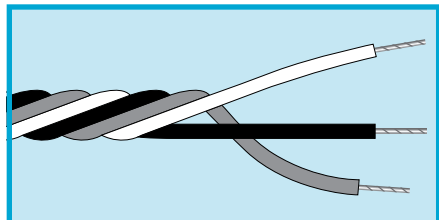
Part No.	Voltage	Wire Size		Stranding		Nominal Diameter		Shield	Jacket Thickness		Insulation Thickness		Capacitance	
		AWG	mm ²	AWG	mm	Inch	mm		Inch	mm	Inch	mm	pF/ft	pF/m
M3601*	300	30	0.05	7/38*	7 x 0.10	0.086	2.18	Braid	0.016	0.41	0.012	0.30	32	105.0
M3633*	1000	26	0.14	7/34*	7 x 0.16	0.101	2.57	Spiral	0.020	0.50	0.016	0.41	35	114.8
M3605	3500	24	0.20	10/34	10 x 0.16	0.146	3.71	Braid	0.030	0.76	0.020	0.50	36	118.1
M3635	1000	24	0.20	10/34	10 x 0.16	0.106	2.69	Spiral	0.020	0.50	0.016	0.41	41	134.5
M3611	4000	20	0.52	26/34	26 x 0.16	0.180	4.57	Braid	0.030	0.76	0.030	0.76	39	128.0

*M3601 and M3633 have 3 strands of tinned copper and 4 strands of tinned Copperweld.

Communication and Control

200 V Unshielded and Shielded, Multiconductor PVC, PVC
Hi-Fi and Stereo Cable

Alpha
Essentials



Operating Temperature

- 20°C to +80°C

Conductor Color Coding

- 1 Black, 2 Red, 3 White, 4 Green

Materials

- Stranded tinned copper conductors
- PVC insulation
- Conductors twisted in an extra tight lay

Availability

100 ft (30.5 m)
1000 ft (305 m)

Miniature Shielded Cable

Conductor Color Coding

- 1 Black, 2 Red, 3 White, 4 Green

Materials

- Stranded tinned copper conductors
- Color-coded PVC insulation
- Tinned copper braid shield, 80% coverage
- Clear PVC jacket

Availability

100 ft (30.5 m)
500 ft (152 m)
1000 ft (305 m)

32 AWG (0.03 mm²)

Stranding: 7/40 (7 x 0.08 mm)
Insulation thickness: 0.010 (0.25 mm)

Part No.	Conductors	Nominal Diameter	
		Inch	mm
1101	3	0.063	1.60
1102	4	0.072	1.83

30 AWG (0.05 mm²)

Stranding: 7/38 (7 x 0.10 mm)
Insulation thickness: 0.010 (0.25 mm)

Part No.	Conductors	Nominal Diameter	
		Inch	mm
1115	2	0.064	1.63
1116	3	0.070	1.78

28 AWG (0.09 mm²)

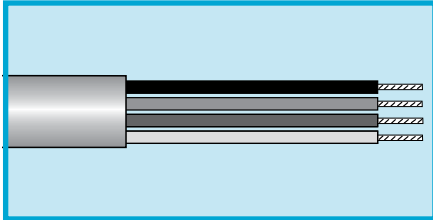
Stranding: 7/36 (7 x 0.13 mm)
Insulation thickness: 0.010 (0.25 mm)

Part No.	Conductors	Nominal Diameter		Jacket Thickness	
		Inch	mm	Inch	mm
1120	2	0.115	2.92	0.010	0.25
1121	3	0.120	3.05	0.010	0.25
1122	4	0.130	3.30	0.010	0.25



Communication and Control

150 V Unshielded Multiconductor PP, PVC
Silver Satin Oval Telephone Cable



26 AWG (0.14 mm²)

Stranding: 7/34 (7 x 0.16 mm)
Insulation thickness: 0.009 (0.23 mm)

Part No.	Conductors	Nominal Outer Dimension		Jacket Thickness	
		Inch	mm	Inch	mm
1604	4	0.090 x 0.190	2.28 x 4.83	0.020	0.51
1606	6	0.090 x 0.270	2.28 x 6.85	0.024	0.61
1608	8	0.090 x 0.350	2.28 x 8.89	0.024	0.61

Temperature Rating

- -20°C to +60°C

Conductor Color Coding

- See table

Materials

- Stranded bare copper conductors
- Polypropylene insulation
- Silver PVC jacket

Conductor Color Coding

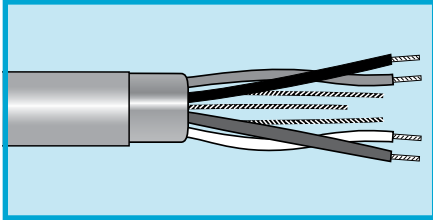
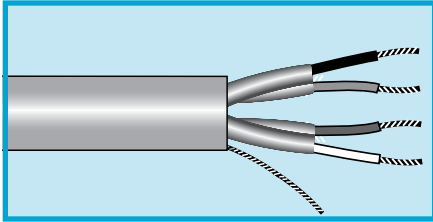
Conductor No.	1604	1606	1608
1	Black	White	Slate
2	Red	Black	Orange
3	Green	Red	Black
4	Yellow	Green	Red
5		Yellow	Green
6		Blue	Yellow
7			Blue
8			Brown

Availability

328 ft (100 m), box
1000 ft (305 m), box

Communication and Control

300 V Individually Foil Shielded Pairs or Overall Foil Shielded, Multipair, Foam PP, PVC



Individually Foil Shielded Pairs

24 AWG (0.23 mm²)

Stranding: 7/32 (7 x 0.20 mm)
Insulation thickness: 0.023 (0.58)

Part No.	Pairs	Nominal Diameter		Jacket Thickness		AWM
		Inch	mm	Inch	mm	
6073C	3	0.374	9.50	0.048	1.22	2493
6076C	6	0.483	12.27	0.048	1.22	2493
6079C	9	0.597	15.16	0.065	1.65	2493

Characteristic impedance: 115 ohms
Mutual capacitance: 12 pF/ft (41 pF/m)

Overall Foil Shield

22 AWG (0.32 mm²)

Stranding: Solid
Insulation thickness: 0.023 (0.58)

Part No.	Pairs	Nominal Diameter		Jacket Thickness		AWM
		Inch	mm	Inch	mm	
6072C*	2	0.42	9.50	0.035	0.89	2668

Characteristic impedance: 150 ohms
Mutual capacitance: 8.8 pF/ft (28.9 pF/m)

*Black jacket.

**UL AWM 2493, 2668 VW-1
UL CM
CSA CMG FT4**

Operating Temperature

- -20°C to +75°C (CM)
- -20°C to +60 (AWM, CMG)

Conductor Color Coding

- Chart K

Materials

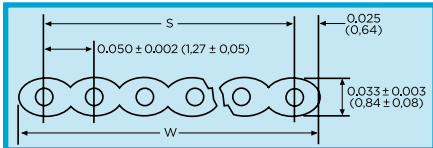
- Solid or stranded tinned copper conductors
- Foam polypropylene insulation
- Individual aluminum/polyester foil shield, 25% overlap min.
Foil facing inward
Stranded tinned copper drain wire, 24 AWG
- Slate PVC jacket (unless otherwise noted)

Availability

100 ft (30.5 m)
500 ft (152 m)
1000 ft (305 m)

Communication and Control

300 V Unshielded, Flat Cable,
0.050 (1.27 mm) Centerline



UL AWM 2651, 20932 VW-1

Operating Temperature

- 20°C to +105°C

Materials

- Stranded tinned copper conductors
- Extruded PVC insulation (slate cable)
- Thermally bonded PVC with clear PVC covering (color-coded cable)

Color

- AWM 2651: Slate cable, with Red polarity stripe on leading edge
- AWM 20932: color-coded cable: Brown, Red, Orange, Yellow, Green, Blue, Violet, Slate, White, Black . . . repeats

Electrical Characteristics

- Capacitance: 14 pF/ft (45.9 pF/m) nom. at 1 MHz
- Propagation delay: 1.4 ns/ft (4.6 ns/m) @ 0.18 ns risetime
- Impedance: 105 ohms (G-S-G configuration)
- Near-end crosstalk: 3.2%
- Far-end crosstalk: 11.5%
- Crosstalk measured on adjacent lines, 1 ns risetime, 10 ft (3.05 m) length

Availability

100 ft (30.5 m)


Spools may contain multiple lengths

28 AWG (0.09 mm ²)							
Stranding: 7/36 (7 x 0.13 mm) Insulation thickness: 0.010 (0.25 mm)							
Part No.		Conductors	Width (W)		Span (S)		
Slate (AWM 2651)	Color Coded (AWM 20932)		Inch	mm	Inch	mm	
3580/9	3583/9	9	0.45	11.43	0.40	10.16	
3580/10	3583/10	10	0.50	12.70	0.45	11.43	
3580/14	3583/14	14	0.70	17.78	0.65	16.51	
3580/15	3583/15	15	0.75	19.05	0.70	17.78	
3580/16	3583/16	16	0.80	20.32	0.75	19.05	
3580/20	3583/20	20	1.00	25.40	0.95	24.13	
3580/24	3583/24	24	1.20	30.48	1.15	29.21	
3580/25	3583/25	25	1.25	31.75	1.20	30.48	
3580/26	3583/26	26	1.30	33.02	1.25	31.75	
3580/34	3583/34	34	1.70	43.18	1.65	41.91	
3580/37	3583/37	37	1.85	46.99	1.80	45.72	
3580/40	3583/40	40	2.00	50.80	1.95	49.53	
3580/50	3583/50	50	2.50	63.50	2.45	62.23	
3580/60	3583/60	60	3.00	76.20	2.95	74.93	
3580/64	3583/64	64	3.20	81.28	3.15	80.01	



Communication and Control

300 V Foil + Braid Shield, Round to Flat
Flat Cable, 0.050 (1.27 mm) Centerline



UL AWM 20381 (300 V)
UL CL2 (150 V)

Operating Temperature

- -20°C to +105°C

Materials

- Stranded tinned copper conductors
- PVC insulation
- Foil + braid shield
Aluminum/polyester
Tinned copper braid
(90% coverage)
- Black PVC jacket,
0.032 (0.81) thick

Configuration

- Flat cable termination area is
0.75 (19 mm) long and occurs
every 1.5 (38 mm)

Electrical Characteristics

- Capacitance: 24 pF/ft (78.7
pF/m) nom at 1 MHz
- Impedance: 70 ohms

Availability

100 ft (30.5 m)

Spools may contain multiple lengths

28 AWG (0.09 mm²)

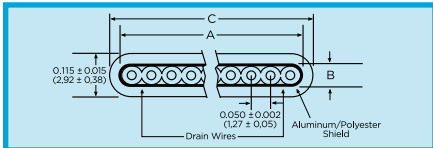

Stranding: 7/36 (7 x 0.13 mm)
Insulation thickness: 0.010 (0.25 mm)

Part No.	Conductors	Nominal Diameter		Nominal Width	
		Inch	mm	Inch	mm
3585/25	25	0.34	8.64	1.20	30.48
3585/26	26	0.35	8.89	1.65	41.91
3585/40	40	0.40	10.20	1.95	49.53
3585/50	50	0.46	11.70	2.45	62.23



Communication and Control

150 V, Jacketed, Foil Shield, Flat Cable,
0.050 (1.27 mm) Centerline



28 AWG (0.09 mm²)

Stranding: 7/36 (7 x 0.13 mm)
Insulation thickness: 0.010 (0.25 mm)

Part No.	Conductors	Nom. Core Width (A)		Nom. Jacket Width (C)	
		Inch	mm	Inch	mm
3590/10	10	0.50	12.70	0.57	14.48
3590/14	14	0.70	17.78	0.77	19.56

UL AWM 2912
UL Type CL2

Operating Temperature

- -20°C to +105°C

Materials

- Stranded tinned copper conductors
- Extruded Slate PVC insulation with Red polarity stripe
- Aluminum/polyester/aluminum foil shield
- Two 28 AWG (0.09 mm²) stranded tinned copper drain wires
- Slate PVC jacket, 0.030 (0.08 mm) thick

Electrical Characteristics

- Capacitance: 20 pF/ft (65.6 pF/m) nom. at 1 MHz
- Propagation delay: 1.45 ns/ft (4.8 ns/m) at 0.18 ns risetime
- Impedance: 70 ohms
- Near-end crosstalk: 5.5%
- Far-end crosstalk: 1.6%
- Crosstalk measured on adjacent lines, 3.5 ns risetime

Availability

100 ft (30.5 m)

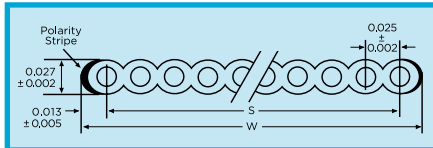

Spools may contain multiple lengths



Communication and Control

150 V Unshielded, Flat Cable,
0.025 (0.64 mm) Centerline

Alpha
Essentials



30 AWG (0.05 mm²)

Stranding: Solid
Insulation thickness: 0.013 (0.33 mm)

Part No.	Conductors	Width (W)		Span (S)	
		Inch	mm	Inch	mm
3582/26	26	0.65	16.51	0.625	15.88
3582/40	40	1.00	25.40	0.975	24.76
3582/50	50	1.25	31.75	1.225	31.15
3582/60	60	1.50	38.10	1.475	37.46

UL AWM 2678 VW-1

Operating Temperature

- -20°C to +105°C

Color

- Slate, with Red polarity stripe on leading edge

Materials

- Solid bare copper conductors
- PVC insulation

Electrical Characteristics

- Capacitance:
24.9 pF/ft (82 pF/m) nom.
(G-S-G) at 1 kHz
14.3 pF/ft (47 pF/m) nom.
(G-S) at 1 kHz
- Propagation delay: 1.52 ns/ft
(4.9 ns/m)
- Impedance:
78 ohms (G-S-G single-ended configuration)
131 ohms nom. (G-S differential configuration)
- Skew: 0.036 ns/ft
(0.12 ns/m) max

Availability

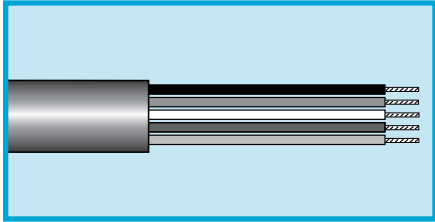
100 ft (30.5 m)

Spools may contain multiple lengths



Low Smoke Zero-Halogen Cable

300 V Unshielded, Multiconductor, LSZH



UL CMG
CSA FT4

Operating Temperature

- -20°C to +75°C

Materials

- Stranded tinned copper conductors
- LSZH insulation
- Slate LSZH jacket

LSZH Properties

- Stranded tinned copper conductors
- LSZH insulation
- Slate LSZH jacket

Conductor Color Coding

- Chart D

Alpha Wire's LSZH communication and control cable combines LSZH-rated insulation and jackets with the rugged performance you expect from Alpha Wire products. The specially formulated LSZH material minimizes the effects from smoke and harmful corrosive gases in the event of combustion. Low smoke means easier visibility in exiting the area and reduced danger of smoke inhalation, while low toxicity means no harm to people from halogenated gases.

LSZH Unshielded Multiconductor

22 AWG (0.35 mm²)

Stranding: 7/30 (7 x 0.25 mm)
Insulation thickness: 0.010 (0.25 mm)

Part No.	Conductors	Nominal Diameter		Jacket Thickness	
		Inch	mm	Inch	mm
1172L	2	0.150	3.81	0.025	0.64
1173L	3	0.158	4.01	0.025	0.64
1174L	4	0.171	4.34	0.025	0.64
1175L	5	0.186	4.72	0.025	0.64
1176L	6	0.201	5.11	0.025	0.64
1177L	7	0.201	5.11	0.025	0.64
1178L	8	0.216	5.48	0.025	0.64
1179L	9	0.232	5.89	0.025	0.64
1180L	10	0.250	6.35	0.025	0.64

20 AWG (0.56 mm²)

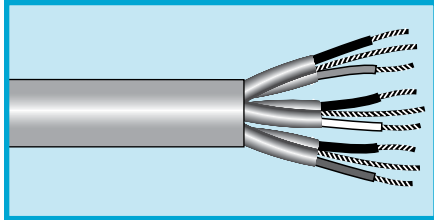
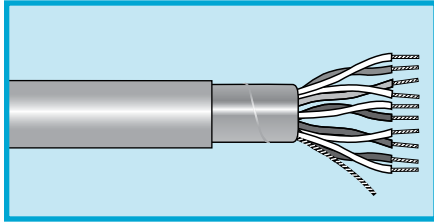
Stranding: 7/28 (0.32 mm)
Insulation thickness: 0.016 (0.40 mm)

Part No.	Conductors	Nominal Diameter		Jacket Thickness	
		Inch	mm	Inch	mm
1895L	2	0.190	4.83	0.025	0.64
1896L	3	0.201	5.11	0.025	0.64
1896/4L	4	0.219	5.56	0.025	0.64
1896/5L	5	0.240	6.10	0.025	0.64
1896/6L	6	0.261	6.63	0.025	0.64



Low-Smoke Zero-Halogen Cable

300 V Foil Shielded, Multipair, LSZH



Operating Temperature

- -20°C to +75°C

Materials

- Stranded tinned copper conductors
- LSZH insulation (Polypropylene insulation for individually foil shielded pairs)
- Aluminum/polyester shielding, with 25% overlap min. Foil facing inward
- Tinned copper drain wire sized the same as the conductors
- Slate LSZH jacket

Ratings

- LSZH Flammability: Passes IEC 60332-1
- LSZH Acid Gas Generation: Passes IEC 60754-1 and 60754-2
- LSZH Smoke Emission: Passes IEC 61034-2

Conductor Color Coding

- See tables

Alpha Wire's LSZH communication and control cable combines LSZH-rated insulation and jackets with the rugged performance you expect from Alpha Wire products. The specially formulated LSZH material minimizes the effects from smoke and harmful corrosive gases in the event of combustion. Low smoke means easier visibility in exiting the area and reduced danger of smoke inhalation, while low toxicity means no harm to people from halogenated gases.

24 AWG (0.22 mm²)

Stranding: 7/32 (7 x 0.20 mm)
Insulation thickness: 0.010 (0.25 mm)

Part No.	Pairs	Nominal Diameter		Jacket Thickness	
		Inch	mm	Inch	mm
5471L	1	0.156	3.86	0.030	0.76
5472L	2	0.208	5.28	0.030	0.76
5473L	3	0.220	5.59	0.030	0.76
5474L	4	0.229	5.82	0.250	0.64
5475L	5	0.250	6.35	0.250	0.64
5476L	6	0.272	6.91	0.250	0.64
5477L	7	0.272	6.91	0.250	0.64
5478L	8	0.294	7.47	0.250	0.64
5479L	9	0.317	8.05	0.250	0.64
5480L	10	0.343	8.71	0.250	0.64

22 AWG (0.35 mm²)

Stranding: 7/30 (7 x 0.25 mm)
Insulation thickness: 0.010 (0.25 mm)

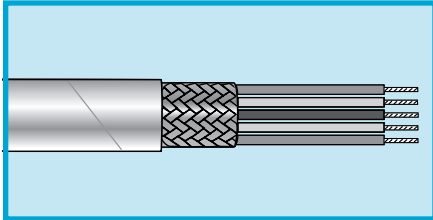
Part No.	Pairs	Nominal Diameter		Jacket Thickness	
		Inch	mm	Inch	mm
2466L [†]	2	0.190	4.83	0.030	0.76
6010L	3	0.254	6.45	0.025	0.64
2463L ^{††}	4	0.240	6.10	0.025	0.64
6012L	6	0.335	8.57	0.025	0.64
6014L	9	0.394	10.01	0.025	0.64
6017L	12	0.453	11.51	0.030	0.76

*Conductor color coding: 1 Red-Black, 2 Green-White, White/Red-White/Black, 4 White/Green-White/Yellow.
†0.009 (0.23) insulation thickness.

††0.008 (0.20) insulation thickness.

High/Low-Temperature Cable

600 V Braid Shield, Multiconductor, PTFE, PTFE



NEMA WC27500 Type RC SAE AS22759/11

Operating Temperature

- -55°C to +200°C

Conductor Color Coding

- Per SAE AS22759/11

Materials

- Stranded silver-plated conductors
- PTFE insulation
- Silver-plated braid shield, 85% coverage
- Natural PTFE jacket

Availability

100 ft (30.5 m)

Bulk, cut to length

(Minimums may apply)

Spools may contain multiple lengths

24 AWG (0.24 mm²)

Stranding: 19/36 (19 x 0.13 mm)
Insulation thickness: 0.009 (0.24 mm)

Part No.	Conductors	Nominal Diameter		Jacket Thickness	
		Inch	mm	Inch	mm
24RC2S06	2	0.124	3.15	0.010	0.25
24RC3S06	3	0.131	3.51	0.010	0.25
24RC4S06	4	0.142	3.61	0.010	0.25

22 AWG (0.38 mm²)

Stranding: 19/34 (19 x 0.16 mm)
Insulation thickness: 0.009 (0.24 mm)

Part No.	Conductors	Nominal Diameter		Jacket Thickness	
		Inch	mm	Inch	mm
22RC2S06	2	0.138	3.51	0.010	0.25
22RC3S06	3	0.146	3.71	0.010	0.25
22RC4S06	4	0.159	4.04	0.010	0.25

20 AWG (0.61 mm²)

Stranding: 19/32 (19 x 0.20 mm)
Insulation thickness: 0.010 (0.25 mm)

Part No.	Conductors	Nominal Diameter		Jacket Thickness	
		Inch	mm	Inch	mm
20RC2S06	2	0.158	4.01	0.010	0.25
20RC3S06	3	0.167	4.24	0.010	0.25
20RC4S06	4	0.183	4.65	0.010	0.25

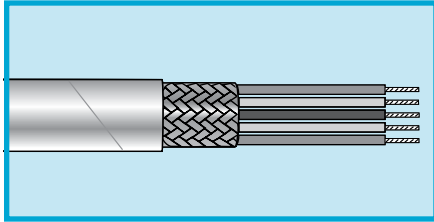
18 AWG (0.96 mm²)

Stranding: 19/30 (19 x 0.25 mm)
Insulation thickness: 0.011 (0.28 mm)

Part No.	Conductors	Nominal Diameter		Jacket Thickness	
		Inch	mm	Inch	mm
18RC2S06	2	0.182	4.62	0.010	0.25

High/Low-Temperature Cable

600 V Braid Shield, Multiconductor, ETFE, ETFE



NEMA WC27500 Type TE SAE AS22759/16

Operating Temperature

- 55°C to +150°C

Conductor Color Coding

- Per SAE AS22759/16

Materials

- Stranded tinned copper conductors
- ETFE insulation
- Tinned copper braid shield, 85% coverage
- Natural ETFE jacket

Availability

100 ft (30.5 m)

Bulk, cut to length

(Minimums may apply)

Spools may contain multiple lengths

24 AWG (0.24 mm²)

Stranding: 19/36 (19 x 0.13 mm)
Insulation thickness: 0.011 (0.28 mm)

Part No.	Conductors	Nominal Diameter		Jacket Thickness	
		Inch	mm	Inch	mm
275002402	2	0.132	3.35	0.010	0.25

22 AWG (0.38 mm²)

Stranding: 19/34 (19 x 0.16 mm)
Insulation thickness: 0.011 (0.28 mm)

Part No.	Conductors	Nominal Diameter		Jacket Thickness	
		Inch	mm	Inch	mm
275002201	1	0.094	2.39	0.010	0.25
275002202	2	0.146	3.71	0.010	0.25
275002203	3	0.154	3.91	0.010	0.25
275002204	4	0.168	4.27	0.010	0.25

20 AWG (0.61 mm²)

Stranding: 19/32 (19 x 0.20 mm)
Insulation thickness: 0.011 (0.28 mm)

Part No.	Conductors	Nominal Diameter		Jacket Thickness	
		Inch	mm	Inch	mm
275002001	1	0.102	2.59	0.010	0.25
275002002	2	0.158	4.01	0.010	0.25
275002003	3	0.171	4.34	0.010	0.25
275002004	4	0.187	4.75	0.010	0.25

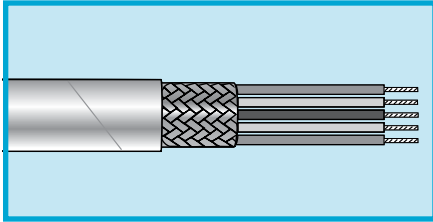
18 AWG (0.96 mm²)

Stranding: 19/30 (19 x 0.25 mm)
Insulation thickness: 0.012 (0.30 mm)

Part No.	Conductors	Nominal Diameter		Jacket Thickness	
		Inch	mm	Inch	mm
275001801	1	0.112	2.84	0.010	0.25
275001802	2	0.182	4.62	0.010	0.25

High/Low-Temperature Cable

600 V Braid Shield, Multiconductor, PTFE, PTFE



MIL-W-16878/4 (Type E) NEMA HP3

Operating Temperature

- -55°C to +200°C

Conductor Color Coding

- Chart P

Materials

- Silver-plated copper conductors
- PTFE insulation
- Silver-plated copper braid shield, 85% coverage
- White PTFE jacket

Availability

100 ft (30.5 m)

500 ft (152 m)

1000 ft (305 m)

Bulk, cut to length

(Minimums may apply)

Spools may contain multiple lengths

NEMA HP3-EXBEE

26 AWG (0.14 mm²)

Stranding: 7/34 (7 x 0.16 mm)
Insulation thickness: 0.010 (0.25 mm)

Part No.	Conductors	Nominal Diameter		Jacket Thickness	
		Inch	mm	Inch	mm
M1201	1	0.081	2.06	0.010	0.25
M1202	2	0.124	3.15	0.012	0.30
M1203	3	0.130	3.30	0.012	0.30
M1204	4	0.140	3.56	0.012	0.30

NEMA HP3-EXBEE

24 AWG (0.24 mm²)

Stranding: 19/36 (19 x 0.13 mm)
Insulation thickness: 0.010 (0.25 mm)

Part No.	Conductors	Nominal Diameter		Jacket Thickness	
		Inch	mm	Inch	mm
M1211	1	0.087	2.21	0.010	0.25
M1212	2	0.136	3.45	0.012	0.30
M1213	3	0.143	3.63	0.012	0.30
M1214	4	0.155	3.94	0.012	0.30

NEMA HP3-EXBFE

22 AWG (0.38 mm²)

Stranding: 19/34 (19 x 0.16 mm)
Insulation thickness: 0.009 (0.23 mm)

Part No.	Conductors	Nominal Diameter		Jacket Thickness	
		Inch	mm	Inch	mm
M1221	1	0.092	2.34	0.010	0.25
M1222	2	0.146	3.71	0.012	0.30
M1223	3	0.154	3.91	0.012	0.30
M1224	4	0.167	4.24	0.012	0.30

NEMA HP3-EXBGE

20 AWG (0.61 mm²)

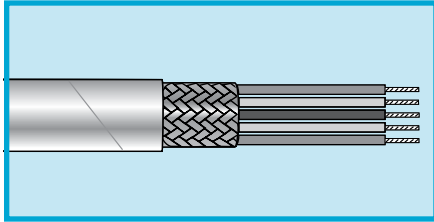
Stranding: 19/32 (19 x 0.20 mm)
Insulation thickness: 0.009 (0.23 mm)

Part No.	Conductors	Nominal Diameter		Jacket Thickness	
		Inch	mm	Inch	mm
M1231	1	0.100	2.54	0.010	0.25
M1232	2	0.158	4.01	0.012	0.30
M1233*	3	0.171	4.34	0.010	0.25
M1234	4	0.186	4.72	0.012	0.30

*NEMA HP3-EXBJE.

High/Low-Temperature Cable

600 V Braid Shield, Multiconductor, PTFE, PTFE



MIL-W-16878/14 (Type E)
NEMA HP3

Operating Temperature

- -55°C to +200°C

Conductor Color Coding

- Chart P

Materials

- Silver-plated copper conductors
- PTFE insulation
- Silver-plated copper braid shield, 85% coverage
- White PTFE jacket

Availability

100 ft (30.5 m)

500 ft (152 m)

1000 ft (305 m)

Bulk, cut to length

(Minimums may apply)

Spools may contain multiple lengths

NEMA HP3-EXBHE

18 AWG (0.96 mm²)

Stranding: 19/30 (19 x 0.25 mm)
Insulation thickness: 0.010 (0.25 mm)

Part No.	Conductors	Nominal Diameter		Jacket Thickness	
		Inch	mm	Inch	mm
M1241*	1	0.112	2.84	0.010	0.25
M1242	2	0.186	4.72	0.012	0.30
M1243	3	0.197	5.00	0.012	0.30
M1244	4	0.215	5.46	0.012	0.30

*NEMA HP3-EXBGE.

NEMA HP3-EXBJE

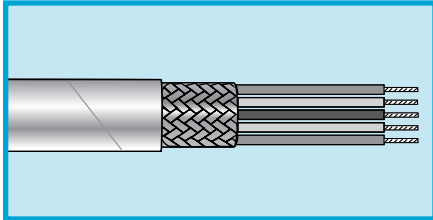
16 AWG (1.23 mm²)

Stranding: 19/29 (19 x 0.29 mm)
Insulation thickness: 0.012 (0.30 mm)

Part No.	Conductors	Nominal Diameter		Jacket Thickness	
		Inch	mm	Inch	mm
M1251	1	0.122	3.10	0.010	0.25
M1252	2	0.206	5.23	0.012	0.30
M1253	3	0.219	5.56	0.012	0.30
M1254	4	0.240	6.10	0.012	0.30

High/Low-Temperature Cable

600 V Braid Shield, Multiconductor, PTFE, FEP



MIL-W-16878/4 (Type E) Components

Operating Temperature

- 55°C to +200°C

Conductor Color Coding

- Chart P

Materials

- Silver-plated copper conductors
- PTFE insulation
- Silver-plated copper braid shield, 85% coverage
- White FEP jacket

Availability

100 ft (30.5 m)

500 ft (152 m)

Bulk, cut to length

(Minimums may apply)

Spools may contain multiple lengths

24 AWG (0.24 mm²)

Stranding: 19/36 (19 x 0.13 mm)
Insulation thickness: 0.0095 (0.24 mm)

Part No.	Conductors	Nominal Diameter		Jacket Thickness	
		Inch	mm	Inch	mm
72402	2	0.134	3.40	0.012	0.30

22 AWG (0.38 mm²)

Stranding: 19/34 (19 x 0.16 mm)
Insulation thickness: 0.0095 (0.24 mm)

Part No.	Conductors	Nominal Diameter		Jacket Thickness	
		Inch	mm	Inch	mm
72203	3	0.156	3.96	0.012	0.30

20 AWG (0.61 mm²)

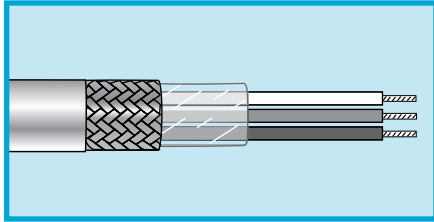
Stranding: 19/32 (19 x 0.20 mm)
Insulation thickness: 0.0095 (0.24 mm)

Part No.	Conductors	Nominal Diameter		Jacket Thickness	
		Inch	mm	Inch	mm
72001	1	0.102	2.59	0.010	0.25

High/Low-Temperature Cable

600 V Braid Shield, Multiconductor, PTFE, FEP

Alpha
Essentials



MIL-DTL-16878/4 (Type E) NEMA HP3-EXBEE

Operating Temperature

- -55°C to +200°C

Conductor Color Coding

- Chart G

Materials

- Stranded silver-plated copper conductors
- PTFE insulation
- Clear polyester wrap
- Silver-plated copper braid shield, 90% coverage
- White FEP jacket

Availability

100 ft (30.5 m)

1000 ft (305 m)

Spools may contain multiple lengths

24 AWG (0.24 mm²)

Stranding: 19/36 (19 x 0.13 mm)
Insulation thickness: 0.010 (0.25 mm)

Part No.	Conductors	Nominal Diameter		Jacket Thickness	
		Inch	mm	Inch	mm
2831	1	0.087	2.21	0.010	0.25
2831/2	2	0.132	3.35	0.010	0.25
2831/3	3	0.139	3.53	0.010	0.25

22 AWG (0.38 mm²)

Stranding: 19/34 (19 x 0.16 mm)
Insulation thickness: 0.009 (0.23 mm)

Part No.	Conductors	Nominal Diameter		Jacket Thickness	
		Inch	mm	Inch	mm
2834	1	0.092	2.34	0.010	0.25
2834/2	2	0.142	3.61	0.010	0.25
2834/3	3	0.154	3.91	0.012	0.30

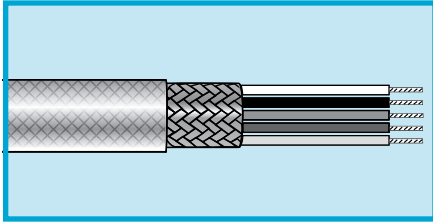
20 AWG (0.62 mm²)

Stranding: 19/32 (19 x 0.20 mm)
Insulation thickness: 0.009 (0.23 mm)

Part No.	Conductors	Nominal Diameter		Jacket Thickness	
		Inch	mm	Inch	mm
2837/2	2	0.162	4.11	0.012	0.30
2837/3	3	0.171	4.34	0.012	0.30

High/Low-Temperature Cable

600 V Braid Shield, Multiconductor, TFE, Fiberglass



MIL-DTL-16878/4 (Type E) NEMA HP3-EXBEE

Operating Temperature

- 55°C to +200°C

Conductor Color Coding

- Chart G

Materials

- Stranded silver-plated copper conductors
- TFE insulation
- Silver-plated copper braid shield, 90% coverage
- White PTFE-impregnated fiberglass jacket

Availability

100 ft (30.5 m)

1000 ft (305 m)

Spools may contain multiple lengths

24 AWG (0.24 mm²)

Stranding: 19/36 (19 x 0.13 mm)
Insulation thickness: 0.010 (0.25 mm)

Part No.	Conductors	Nominal Diameter		Jacket Thickness	
		Inch	mm	Inch	mm
2811	1	0.100	2.54	0.014	0.36
2811/2	2	0.145	3.68	0.014	0.36
2811/3	3	0.152	3.86	0.014	0.36
2811/4	4	0.164	4.17	0.014	0.36
2811/5	5	0.177	4.50	0.014	0.36
2811/7	7	0.191	4.85	0.014	0.36

22 AWG (0.38 mm²)

Stranding: 19/34 (19 x 0.16 mm)
Insulation thickness: 0.009 (0.23 mm)

Part No.	Conductors	Nominal Diameter		Jacket Thickness	
		Inch	mm	Inch	mm
2814/2	2	0.155	3.94	0.014	0.36
2814/4	4	0.176	4.47	0.014	0.36
2814/6	6	0.206	5.23	0.014	0.36

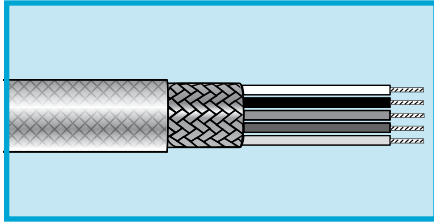
20 AWG (0.62 mm²)

Stranding: 19/32 (19 x 0.20 mm)
Insulation thickness: 0.009 (0.23 mm)

Part No.	Conductors	Nominal Diameter		Jacket Thickness	
		Inch	mm	Inch	mm
2817/2	2	0.171	4.34	0.014	0.36
2817/3	3	0.180	4.57	0.014	0.36
2817/4	4	0.195	4.95	0.014	0.36
2817/5	5	0.212	5.38	0.014	0.36
2817/6	6	0.230	5.84	0.014	0.36

High/Low-Temperature Cable

600 V Braid Shield, Multiconductor, TFE, Fiberglass



MIL-DTL-16878/4 (Type E)
NEMA HP3

Operating Temperature

- -55°C to +200°C

Conductor Color Coding

- Chart G

Materials

- Stranded silver-plated copper conductors
- TFE insulation
- Silver-plated copper braid shield, 90% coverage
- White PTFE-impregnated fiberglass jacket

Availability

100 ft (30.5 m)

1000 ft (305 m)

Spools may contain multiple lengths

18 AWG (0.96 mm²)

Stranding: 19/30 (19 x 0.25 mm)
Insulation thickness: 0.010 (0.25 mm)

Part No.	Conductors	Nominal Diameter		Jacket Thickness	
		Inch	mm	Inch	mm
2819	1	0.125	3.18	0.014	0.36
2819/2	2	0.195	4.95	0.014	0.36
2819/3	3	0.206	5.23	0.014	0.36
2819/4	4	0.224	5.69	0.014	0.36
2819/5	5	0.245	6.22	0.014	0.36

16 AWG (1.32 mm²)

Stranding: 19/29 (19 x 0.29 mm)
Insulation thickness: 0.012 (0.30 mm)

Part No.	Conductors	Nominal Diameter		Jacket Thickness	
		Inch	mm	Inch	mm
2820	1	0.135	3.43	0.014	0.36
2820/2	2	0.215	5.46	0.014	0.36
2820/3	3	0.228	5.79	0.014	0.36
2820/4	4	0.249	6.32	0.014	0.36

14 AWG (1.23 mm²)

Stranding: 19/27 (19 x 0.36 mm)
Insulation thickness: 0.012 (0.30 mm)

Part No.	Conductors	Nominal Diameter		Jacket Thickness	
		Inch	mm	Inch	mm
2804/2	1	0.245	6.22	0.014	0.36
2804/3	2	0.260	6.60	0.014	0.36

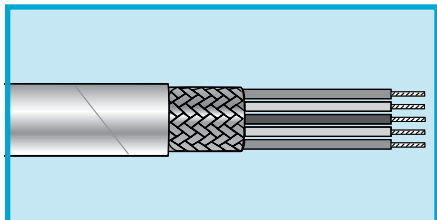
12 AWG (3.08 mm²)

Stranding: 19/25 (19 x 0.46 mm)
Insulation thickness: 0.012 (0.30 mm)

Part No.	Conductors	Nominal Diameter		Jacket Thickness	
		Inch	mm	Inch	mm
2803/2	2	0.283	7.19	0.014	0.36

High/Low-Temperature Cable

600 V Braid Shield, Multiconductor, PTFE, PTFE Tape



MIL-DTL-16878/4 (Type E)
NEMA HP3-EXBEE

Operating Temperature

- -55°C to +200°C

Conductor Color Coding

- Chart G

Materials

- Stranded silver-plated copper conductors
- PTFE insulation
- Silver-plated copper braid shield, 90% coverage
- White PTFE tape jacket

Availability

100 ft (30.5 m)

1000 ft (305 m)

Spools may contain multiple lengths

24 AWG (0.24 mm²)

Stranding: 19/36 (19 x 0.13 mm)
Insulation thickness: 0.010 (0.25 mm)

Part No.	Conductors	Nominal Diameter		Jacket Thickness	
		Inch	mm	Inch	mm
2821	1	0.087	2.21	0.010	0.25
2821/2	2	0.136	3.45	0.012	0.30
2821/3	3	0.143	3.63	0.012	0.30
2821/4	4	0.155	3.94	0.012	0.30
2821/5	5	0.168	4.27	0.012	0.30
2821/6	6	0.182	4.62	0.012	0.30

22 AWG (0.38 mm²)

Stranding: 19/34 (19 x 0.16 mm)
Insulation thickness: 0.009 (0.23 mm)

Part No.	Conductors	Nominal Diameter		Jacket Thickness	
		Inch	mm	Inch	mm
2824	1	0.092	2.34	0.010	0.25
2824/2	2	0.146	3.71	0.012	0.30
2824/3	3	0.154	3.91	0.012	0.30
2824/4	4	0.167	4.24	0.012	0.30
2824/5	5	0.182	4.62	0.012	0.30
2824/6	6	0.193	4.90	0.012	0.30

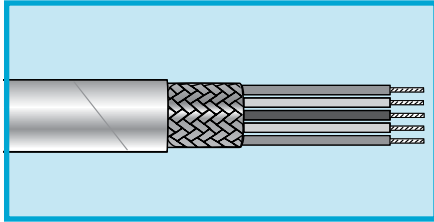
20 AWG (0.62 mm²)

Stranding: 19/32 (19 x 0.20 mm)
Insulation thickness: 0.009 (0.23 mm)

Part No.	Conductors	Nominal Diameter		Jacket Thickness	
		Inch	mm	Inch	mm
2827	1	0.100	2.54	0.010	0.25
2827/2	2	0.158	4.01	0.012	0.30
2827/3	3	0.171	4.34	0.012	0.30
2827/4	4	0.186	4.72	0.012	0.30
2827/5	5	0.203	5.16	0.012	0.30
2827/6	6	0.221	5.61	0.012	0.30

High/Low-Temperature Cable

600 V Braid Shield, Multiconductor, PTFE, PTFE Tape



MIL-DTL-16878/4 (Type E)
NEMA HP3-EXBEE

Operating Temperature

- -55°C to +200°C

Conductor Color Coding

- Chart G

Materials

- Stranded silver-plated copper conductors
- PTFE insulation
- Silver-plated copper braid shield, 90% coverage
- White PTFE tape jacket

Availability

100 ft (30.5 m)

1000 ft (305 m)

Spools may contain multiple lengths

18 AWG (0.96 mm²)

Stranding: 19/30 (19 x 0.25 mm)
Insulation thickness: 0.010 (0.25 mm)

Part No.	Conductors	Nominal Diameter		Jacket Thickness	
		Inch	mm	Inch	mm
2829/2	2	0.186	4.72	0.012	0.30
2829/3	3	0.197	5.00	0.012	0.30
2829/4	4	0.215	5.46	0.012	0.30

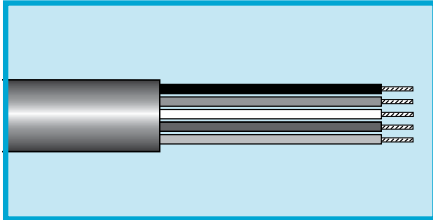
16 AWG (1.23 mm²)

Stranding: 19/29 (19 x 0.29 mm)
Insulation thickness: 0.012 (0.30 mm)

Part No.	Conductors	Nominal Diameter		Jacket Thickness	
		Inch	mm	Inch	mm
2826	1	0.122	3.10	0.010	0.25
2826/2	2	0.206	5.23	0.012	0.30
2826/3	3	0.219	5.56	0.012	0.30
2826/4	4	0.240	6.10	0.012	0.30

Tray Cable

300 V Unshielded, Multiconductor, PVC, PVC



UL PLTC, ITC
UL CMG
CSA CMG FT4

Operating Temperature

- 20°C to +105°C

Conductor Color Coding

- Chart D

Materials

- Stranded tinned copper conductors
- PVC insulation
- Slate PVC jacket

Features

- UL Sunlight Resistant

Availability

100 ft (30.5 m)

500 ft (152 m)

1000 ft (305 m)

Bulk, cut to length

(Minimums may apply)

22 AWG (0.35 mm²)

Stranding: 7/30 (7 x 0.25 mm)
Insulation thickness: 0.016 (0.41 mm)

Part No.	Conductors	Nominal Diameter		Jacket Thickness	
		Inch	mm	Inch	mm
M39071	2	0.203	5.16	0.038	0.97
M39072	3	0.213	5.41	0.038	0.97

20 AWG (0.61 mm²)

Stranding: 19/32 (19 x 0.20 mm)
Insulation thickness: 0.016 (0.41 mm)

Part No.	Conductors	Nominal Diameter		Jacket Thickness	
		Inch	mm	Inch	mm
M39073	2	0.223	5.66	0.038	0.97
M39074	3	0.234	5.94	0.038	0.97

18 AWG (0.96 mm²)

Stranding: 19/30 (19 x 0.25 mm)
Insulation thickness: 0.016 (0.41 mm)

Part No.	Conductors	Nominal Diameter		Jacket Thickness	
		Inch	mm	Inch	mm
M39075	2	0.243	6.17	0.038	0.97
M39076	3	0.256	6.50	0.038	0.97

16 AWG (1.32 mm²)

Stranding: 19/0.0117 (7 x 0.30 mm)
Insulation thickness: 0.016 (0.41 mm)

Part No.	Conductors	Nominal Diameter		Jacket Thickness	
		Inch	mm	Inch	mm
M39077	2	0.261	6.63	0.038	0.97
M39078	3	0.275	6.99	0.038	0.97

14 AWG (2.08 mm²)

Stranding: 41/30 (41 x 0.25 mm)
Insulation thickness: 0.022 (0.56 mm)

Part No.	Conductors	Nominal Diameter		Jacket Thickness	
		Inch	mm	Inch	mm
M39079*	2	0.325	8.26	0.043	1.09
M39080*	3	0.343	8.71	0.043	1.09

*Not CMG approved.

12 AWG (3.29 mm²)

Stranding: 65/30 (65 x 0.25 mm)
Insulation thickness: 0.032 (0.81 mm)

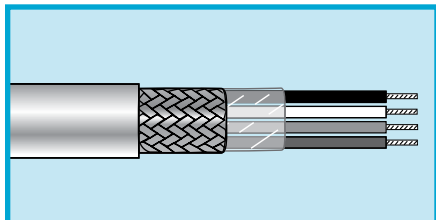
Part No.	Conductors	Nominal Diameter		Jacket Thickness	
		Inch	mm	Inch	mm
M39081*	2	0.423	10.74	0.053	1.35

*Not CMG approved.



Tray Cable

600 V Braid Shield, Multiconductor, PVC, PVC



MIL-DTL-16878/1 and /17 Conductors (Types B and B/N) UL VW-1

Operating Temperature

- 55°C to +105°C

Conductor Color Coding

- Chart P unless otherwise noted

Materials

- Stranded tinned copper conductors
- PVC or PVC/nylon insulation
- Tinned copper braid shield, 90% coverage
- White PVC jacket

Availability

100 ft (30.5 m)
500 ft (152 m)
1000 ft (305 m)
Bulk, cut to length
(Minimums may apply)

MIL-DTL-16878/1 Conductors

28 AWG (0.09 mm²)

Stranding: 7/36 (7 x 0.13 mm)
Insulation thickness: 0.010 (0.25 mm)

Part No.	Conductors	Nominal Diameter		Jacket Thickness		Color Code
		Inch	mm	Inch	mm	
M1411*	1	0.073	1.85	0.010	0.25	P
M1412	2	0.116	2.95	0.012	0.30	P
M1604	4	0.132	3.35	0.013	0.33	F
M1605	5	0.144	3.66	0.014	0.36	F
M1606	6	0.157	3.99	0.015	0.38	F
M1608	8	0.175	4.45	0.017	0.43	F
M1610	10	0.201	5.11	0.018	0.46	F
M1612	12	0.210	5.33	0.020	0.51	F

*Black jacket. All others white.

MIL-DTL-16878/17 Conductors

26 AWG (0.14 mm²)

Stranding: 7/34 (7 x 0.16 mm)
Insulation thickness: 0.010 (0.25 mm) PVC/0.003 (0.08 mm) nylon

Part No.	Conductors	Nominal Diameter		Jacket Thickness	
		Inch	mm	Inch	mm
M1421	1	0.083	2.11	0.010	0.25
M1422	2	0.140	3.56	0.014	0.36
M1423	3	0.147	3.73	0.014	0.36

MIL-DTL-16878/17 Conductors

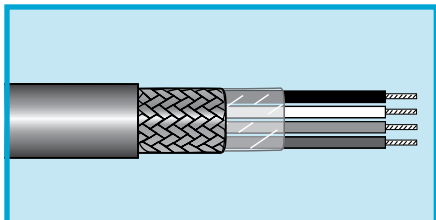
24 AWG (0.24 mm²)

Stranding: 19/36 (19 x 0.13 mm)
Insulation thickness: 0.010 (0.25 mm) PVC/0.003 (0.08 mm) nylon

Part No.	Conductors	Nominal Diameter		Jacket Thickness	
		Inch	mm	Inch	mm
M1431	1	0.093	2.36	0.010	0.25
M1432	2	0.156	3.96	0.016	0.41
M1433	3	0.164	4.17	0.016	0.41

Tray Cable

1000 V Braid Shield, Multiconductor, PVC, PVC



MIL-DTL-16878/2 and /18 Conductors (Types C and C/N) UL VW-1

Operating Temperature

- -55°C to +105°C

Conductor Color Coding

- Chart F

Materials

- Stranded tinned copper conductors
- PVC or PVC/nylon insulation
- Tinned copper braid shield, 90% coverage
- Slate PVC jacket

Availability

100 ft (30.5 m)
500 ft (152 m)
1000 ft (305 m)
Bulk, cut to length
(Minimums may apply)

MIL-DTL-16878/2 Conductors

18 AWG (0.96 mm²)

Stranding: 19/30 (19 x 0.25 mm)
Insulation thickness: 0.016 (0.41 mm)

Part No.	Conductors	Nominal Diameter		Jacket Thickness	
		Inch	mm	Inch	mm
M1704	4	0.269	6.83	0.023	0.58
M1705	5	0.297	7.54	0.025	0.64
M1706	6	0.332	8.43	0.030	0.76
M1708	8	0.362	9.19	0.032	0.81

MIL-DTL-16878/18 Conductors


16 AWG (1.23 mm²)

Stranding: 19/29 (19 x 0.29 mm)
Insulation thickness: 0.017 (0.43 mm) PVC/0.004 (0.10 mm) nylon

Part No.	Conductors	Nominal Diameter		Jacket Thickness	
		Inch	mm	Inch	mm
M1764	4	0.324	8.23	0.031	0.79
M1765	5	0.357	9.07	0.033	0.84
M1766	6	0.390	9.91	0.035	0.89
M1768	8	0.431	10.95	0.040	1.02
M1772	12	0.532	13.51	0.047	1.19
M1776	16	0.598	15.19	0.053	1.35

Tray Cable

600 V Unshielded, Multiconductor, PVC/Nylon, PVC



UL TC

Operating Temperature

- 25°C to +90°C

Conductor Color Coding

- Chart J

Materials

- Stranded bare copper conductors
- PVC/nylon insulation
- Black PVC jacket

Features

- UL Sunlight Resistant
- UL Direct Burial

Availability

100 ft (30.5 m)
500 ft (152 m)
1000 ft (305 m)
Bulk, cut to length
(Minimums may apply)

18 AWG (0.82 mm²)

Stranding: 7/0.0152 (7 x 0.39 mm)
Insulation thickness: 0.016 (0.41 mm) PVC/0.005 (0.13 mm) nylon

Part No.	Conductors	Nominal Diameter		Jacket Thickness	
		Inch	mm	Inch	mm
M3800	2	0.185 x 0.273	4.70 x 6.93	0.047	1.19
M3801	3	0.287	7.29	0.047	1.19
M3802	4	0.310	7.87	0.047	1.19
M3803	5	0.336	8.53	0.047	1.19
M3804	6	0.362	9.19	0.047	1.19
M3805	7	0.362	9.19	0.047	1.19
M3806	8	0.390	9.91	0.047	1.19
M3807	9	0.417	10.59	0.047	1.19
M3808	10	0.449	11.40	0.047	1.19
M3810	12	0.463	11.76	0.047	1.19
M3815	15	0.533	13.54	0.063	1.60
M3819	19	0.569	14.45	0.063	1.60
M3822	24	0.646	16.41	0.063	1.60
M3821	25	0.657	16.69	0.063	1.60
M3823	30	0.694	17.63	0.063	1.60
M3825	37	0.745	18.92	0.063	1.60

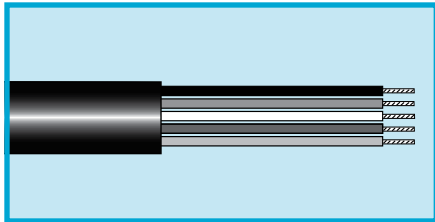
16 AWG (1.31 mm²)

Stranding: 7/0.0192 (7 x 0.49 mm)
Insulation thickness: 0.016 (0.41 mm) PVC/0.005 (0.13 mm) nylon

Part No.	Conductors	Nominal Diameter		Jacket Thickness	
		Inch	mm	Inch	mm
M3826	2	0.197 x 0.297	5.00 x 7.54	0.047	1.19
M3828	3	0.310	7.87	0.047	1.19
M3829	4	0.339	8.61	0.047	1.19
M3830	5	0.368	9.35	0.047	1.19
M3831	6	0.398	10.11	0.047	1.19
M3832	7	0.398	10.11	0.047	1.19
M3833	8	0.429	10.90	0.047	1.19
M3834	9	0.461	11.71	0.047	1.19
M3835	10	0.497	12.62	0.047	1.19
M3837	12	0.545	13.84	0.063	1.60
M3838	15	0.588	14.94	0.063	1.60
M3839	19	0.630	16.00	0.063	1.60
M3840	24	0.717	18.21	0.063	1.60
M3843	25	0.729	18.52	0.063	1.60
M3841	30	0.770	19.56	0.063	1.60
M3842	37	0.869	22.07	0.083	2.11

Tray Cable

600 V Unshielded, Multiconductor, PVC/Nylon, PVC



UL TC

Operating Temperature

- -25°C to +90°C

Conductor Color Coding

- Chart J

Materials

- Stranded bare copper conductors
- PVC/nylon insulation
- Black PVC jacket

Features

- UL Sunlight Resistant
- UL Direct Burial

Availability

100 ft (30.5 m)

500 ft (152 m)

1000 ft (305 m)

Bulk, cut to length
(Minimums may apply)

14 AWG (2.08 mm²)

Stranding: 7/0.0242 (7 x 0.62 mm)
Insulation thickness: 0.016 (0.41 mm) PVC/0.005 (0.13 mm) nylon

Part No.	Conductors	Nominal Diameter		Jacket Thickness	
		Inch	mm	Inch	mm
M3845	2	0.212 x 0.32	5.38 x 8.31	0.047	1.19
M3847	3	0.345	8.76	0.047	1.19
M3848	4	0.375	9.53	0.047	1.19
M3849	5	0.409	10.39	0.047	1.19
M3850	6	0.444	11.28	0.047	1.19
M3851	7	0.444	11.28	0.047	1.19
M3852	8	0.479	12.17	0.047	1.19
M3853	9	0.547	13.89	0.063	1.60
M3854	10	0.589	14.96	0.063	1.60
M3856	12	0.607	15.42	0.063	1.60
M3857	15	0.657	16.69	0.063	1.60
M3858	19	0.705	17.91	0.063	1.60
M3859	24	0.805	20.45	0.063	1.60
M3862	25	0.859	21.82	0.083	2.11
M3860	30	0.907	23.04	0.083	2.11
M3861	37	0.974	24.74	0.083	2.11


12 AWG (3.30 mm²)

Stranding: 7/0.0305 (7 x 0.78 mm)
Insulation thickness: 0.016 (0.41 mm) PVC/0.005 (0.13 mm) nylon

Part No.	Conductors	Nominal Diameter		Jacket Thickness	
		Inch	mm	Inch	mm
M3865	2	0.231 x 0.365	5.87 x 9.27	0.047	1.19
M3867	3	0.386	9.80	0.047	1.19
M3868	4	0.421	10.69	0.047	1.19
M3869	5	0.460	11.68	0.047	1.19
M3870	6	0.501	12.73	0.047	1.19
M3871	7	0.501	12.73	0.047	1.19
M3872	8	0.575	14.61	0.063	1.60
M3873	9	0.617	15.67	0.063	1.60
M3874	10	0.665	16.89	0.063	1.60
M3876	12	0.686	17.42	0.063	1.60
M3877	15	0.744	18.90	0.063	1.60
M3878	16	0.759	19.28	0.063	1.60
M3879	19	0.800	20.32	0.063	1.60
M3880	24	0.957	24.31	0.083	2.11
M3883	25	0.973	24.71	0.083	2.11
M3881	30	1.029	26.14	0.083	2.11
M3882	37	1.107	28.12	0.083	2.11

Tray Cable

600 V Unshielded, Multiconductor, PVC/Nylon, PVC



10 AWG (5.26 mm²)

Stranding: 7/0.0385 (7 x 0.98 mm)
Insulation thickness: 0.022 (0.56 mm) PVC/0.005 (0.13 mm) nylon

Part No.	Conductors	Nominal Diameter		Jacket Thickness	
		Inch	mm	Inch	mm
M3902	2	0.267 x 0.365	6.78 x 9.27	0.047	1.19
M3903	3	0.464	11.79	0.047	1.19
M3906	6	0.641	16.28	0.063	1.60
M3908	8	0.694	17.63	0.063	1.60
M3910	9	0.748	19.00	0.063	1.60
M3911	10	0.809	20.55	0.063	1.60
M3913	12	0.875	22.23	0.083	2.11
M3915	14	0.920	23.37	0.083	2.11
M3916	15	0.950	24.13	0.083	2.11

UL TC

Operating Temperature

- -25°C to +90°C

Conductor Color Coding

- Chart J

Materials

- Stranded bare copper conductors
- PVC/nylon insulation
- Black PVC jacket

Features

- UL Sunlight Resistant
- UL Direct Burial

Availability

100 ft (30.5 m)

500 ft (152 m)


1000 ft (305 m)

Bulk, cut to length

(Minimums may apply)

Tray Cable

600 V Unshielded, Multiconductor, PVC/Nylon, PVC



UL TC

Operating Temperature

- 25°C to +90°C

Conductor Color Coding

- Chart D

Materials

- Stranded tinned copper conductors
- PVC/nylon insulation
- Black PVC jacket

Features

- UL Sunlight Resistant
- UL Direct Burial

Availability

100 ft (30.5 m)

500 ft (152 m)

1000 ft (305 m)

Bulk, cut to length
(Minimums may apply)

18 AWG (0.96 mm²)

Stranding: 19/30 (19 x 0.25 mm)
Insulation thickness: 0.016 (0.41 mm) PVC/0.005 (0.13 mm) nylon

Part No.	Conductors	Nominal Diameter		Jacket Thickness	
		Inch	mm	Inch	mm
M39056	2	0.283	7.19	0.048	1.22

16 AWG (1.32 mm²)

Stranding: 19/0.0117 (19 x 0.30 mm)
Insulation thickness: 0.016 (0.41 mm) PVC/0.005 (0.13 mm) nylon

Part No.	Conductors	Nominal Diameter		Jacket Thickness	
		Inch	mm	Inch	mm
M39057	2	0.301	7.65	0.048	1.22

14 AWG (2.08 mm²)

Stranding: 41/30 (41 x 0.25 mm)
Insulation thickness: 0.022 (0.56 mm) PVC/0.005 (0.13 mm) nylon

Part No.	Conductors	Nominal Diameter		Jacket Thickness	
		Inch	mm	Inch	mm
M39058	2	0.355	9.02	0.048	1.22

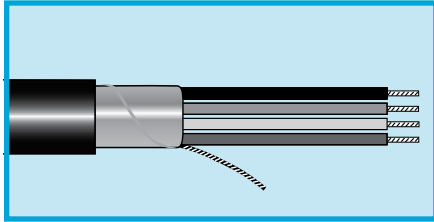
12 AWG (3.29 mm²)

Stranding: 65/30 (65 x 0.25 mm)
Insulation thickness: 0.022 (0.56 mm) PVC/0.005 (0.13 mm) nylon

Part No.	Conductors	Nominal Diameter		Jacket Thickness	
		Inch	mm	Inch	mm
M39059	2	0.393	9.98	0.048	1.22

Tray Cable

600 V Foil Shield, Multiconductor, PVC/Nylon, PVC



UL TC

Operating Temperature

- 25°C to +90°C

Conductor Color Coding

- Chart J

Materials

- Stranded bare copper conductors
- PVC/nylon insulation
- Aluminum/polyester foil shield, 25% overlap min. Foil facing inward
- Stranded tinned copper drain wire one even AWG size smaller than conductor
- Black PVC jacket

Features

- UL Sunlight Resistant
- UL Direct Burial

Availability

100 ft (30.5 m)
500 ft (152 m)
1000 ft (305 m)
Bulk, cut to length
(Minimums may apply)

18 AWG (0.82 mm²)

Stranding: 7/0.0152 (7 x 0.39 mm)
Insulation thickness: 0.016 (0.41 mm) PVC/0.005 (0.13 mm) nylon

Part No.	Conductors	Nominal Diameter		Jacket Thickness	
		Inch	mm	Inch	mm
M33800	2	0.277	7.04	0.047	1.19
M33801	3	0.291	7.39	0.047	1.19
M33802	4	0.314	7.98	0.047	1.19
M33803	5	0.340	8.64	0.047	1.19
M33805	7	0.366	9.30	0.047	1.19
M33807	9	0.421	10.69	0.047	1.19
M33810	12	0.467	11.86	0.047	1.19
M33815	15	0.537	13.64	0.063	1.60
M33819	19	0.573	14.55	0.063	1.60

16 AWG (1.31 mm²)

Stranding: 7/0.0192 (7 x 0.49 mm)
Insulation thickness: 0.016 (0.41 mm) PVC/0.005 (0.13 mm) nylon

Part No.	Conductors	Nominal Diameter		Jacket Thickness	
		Inch	mm	Inch	mm
M33826	2	0.301	7.65	0.047	1.19
M33828	3	0.317	8.05	0.047	1.19
M33829	4	0.343	8.71	0.047	1.19
M33830	5	0.372	9.45	0.047	1.19
M33832	7	0.402	10.21	0.047	1.19
M33834	9	0.465	11.81	0.047	1.19
M33837	12	0.549	13.94	0.063	1.60
M33838	15	0.592	15.04	0.063	1.60
M33839	19	0.634	16.10	0.063	1.60

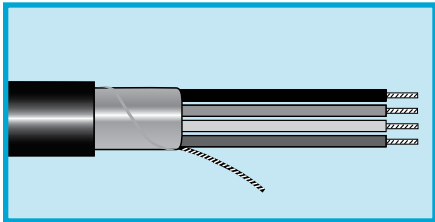
14 AWG (2.08 mm²)

Stranding: 7/0.0242 (7 x 0.62 mm)
Insulation thickness: 0.016 (0.41 mm) PVC/0.005 (0.13 mm) nylon

Part No.	Conductors	Nominal Diameter		Jacket Thickness	
		Inch	mm	Inch	mm
M33845	2	0.331	8.41	0.047	1.19
M33847	3	0.349	8.86	0.047	1.19
M33848	4	0.379	9.63	0.047	1.19
M33849	5	0.413	10.49	0.047	1.19
M33851	7	0.448	11.38	0.047	1.19
M33853	9	0.551	14.00	0.063	1.60
M33856	12	0.611	15.52	0.063	1.60
M33857	15	0.661	16.79	0.063	1.60
M33858	19	0.709	18.01	0.063	1.60

Tray Cable

600 V Foil Shield, Multiconductor, PVC/Nylon, PVC



UL TC

Operating Temperature

- 25°C to +90°C

Conductor Color Coding

- Chart J

Materials

- Stranded bare copper conductors
- PVC/nylon insulation
- Aluminum/polyester foil shield, 25% overlap min.
Foil facing inward
- Stranded tinned copper drain wire one even AWG size smaller than conductor
- Black PVC jacket

Features

- UL Sunlight Resistant
- UL Direct Burial

Availability

100 ft (30.5 m)
500 ft (152 m)
1000 ft (305 m)
Bulk, cut to length
(Minimums may apply)

12 AWG (3.30 mm²)

Stranding: 7/0.0305 (7 x 0.78 mm)
Insulation thickness: 0.016 (0.41 mm) PVC/0.005 (0.13 mm) nylon

Part No.	Conductors	Nominal Diameter		Jacket Thickness	
		Inch	mm	Inch	mm
M33865	2	0.369	9.37	0.047	1.19
M33867	3	0.390	9.91	0.047	1.19
M33868	4	0.425	10.80	0.047	1.19
M33869	5	0.464	11.79	0.047	1.19
M33870	6	0.505	12.83	0.047	1.19
M33871	7	0.505	12.83	0.047	1.19
M33873	9	0.621	15.77	0.063	1.60
M33876	12	0.690	17.53	0.063	1.60
M33877	15	0.748	19.00	0.063	1.60

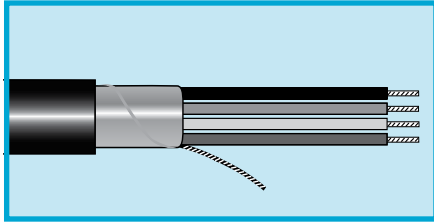
10 AWG (5.26 mm²)

Stranding: 7/0.0385 (7 x 0.98 mm)
Insulation thickness: 0.022 (0.56 mm) PVC/0.005 (0.13 mm) nylon

Part No.	Conductors	Nominal Diameter		Jacket Thickness	
		Inch	mm	Inch	mm
M33902	2	0.441	11.20	0.047	1.19
M33903	3	0.468	11.89	0.047	1.19
M33904	4	0.544	13.82	0.063	1.60
M33905	5	0.594	15.09	0.063	1.60
M33906	6	0.645	16.38	0.063	1.60
M33907	7	0.645	16.38	0.063	1.60
M33910	9	0.752	19.10	0.063	1.60
M33912	12	0.879	22.33	0.083	2.11

Tray Cable

600 V Foil Shield, Multiconductor, PVC/Nylon, PVC



UL TC

Operating Temperature

- 25°C to +90°C

Conductor Color Coding

- Chart D

Materials

- Stranded bare copper conductors
- PVC/nylon insulation
- Aluminum/polyester foil shield, 25% overlap min. Foil facing inward
- Stranded tinned copper drain wire one even AWG size smaller than conductor
- Black PVC jacket

Features

- UL Sunlight Resistant
- UL Direct Burial

Availability

100 ft (30.5 m)
500 ft (152 m)
1000 ft (305 m)
Bulk, cut to length
(Minimums may apply)

18 AWG (0.96 mm²)

Stranding: 19/30 (19 x 0.25 mm)
Insulation thickness: 0.016 (0.41 mm) PVC/0.005 (0.13 mm) nylon

Part No.	Conductors	Nominal Diameter		Jacket Thickness	
		Inch	mm	Inch	mm
M39109	2	0.287	7.29	0.048	1.22

16 AWG (1.32 mm²)

Stranding: 19/0.0117 (19 x 0.30 mm)
Insulation thickness: 0.016 (0.41 mm) PVC/0.005 (0.13 mm) nylon

Part No.	Conductors	Nominal Diameter		Jacket Thickness	
		Inch	mm	Inch	mm
M39110	2	0.305	7.75	0.048	1.22

14 AWG (2.08 mm²)

Stranding: 41/30 (41 x 0.25 mm)
Insulation thickness: 0.022 (0.56 mm) PVC/0.005 (0.13 mm) nylon

Part No.	Conductors	Nominal Diameter		Jacket Thickness	
		Inch	mm	Inch	mm
M39111	2	0.359	9.11	0.048	1.22

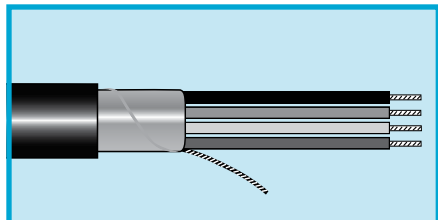
12 AWG (3.29 mm²)

Stranding: 65/30 (65 x 0.25 mm)
Insulation thickness: 0.022 (0.56 mm) PVC/0.005 (0.13 mm) nylon

Part No.	Conductors	Nominal Diameter		Jacket Thickness	
		Inch	mm	Inch	mm
M39112	2	0.397	10.08	0.048	1.22

Tray Cable

600 V Foil Shield, Multiconductor, PVC/Nylon, PVC



UL TC

Operating Temperature

- -25°C to +90°C

Conductor Color Coding

- Chart J1

Materials

- Stranded bare copper conductors
- PVC/nylon insulation
- Aluminum/polyester foil shield, 25% overlap min. Foil facing inward
- Stranded tinned copper drain wire equal in size to conductors
- Black PVC jacket

Features

- UL Sunlight Resistant
- UL Direct Burial

Availability

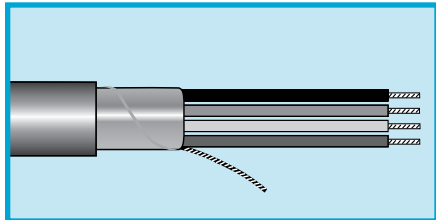
Bulk, cut to length
(Minimums may apply)

16 AWG (1.31 mm ²)					
Stranding: 7/0.0192 (7 x 0.49 mm)					
Insulation thickness: 0.016 (0.41 mm) PVC/0.005 (0.13 mm) nylon					
Part No.	Conductors	Nominal Diameter		Jacket Thickness	
		Inch	mm	Inch	mm
7616/6	6	0.401	10.19	0.048	1.22

14 AWG (2.08 mm ²)					
Stranding: 7/0.0242 (41 x 0.62 mm)					
Insulation thickness: 0.016 (0.41 mm) PVC/0.005 (0.13 mm) nylon					
Part No.	Conductors	Nominal Diameter		Jacket Thickness	
		Inch	mm	Inch	mm
7614/6	6	0.447	11.35	0.048	1.22

Tray Cable

300 V Overall Foil Shield, Multiconductor, PVC, PVC



UL PLTC, ITC
UL CMG
CSA CMG FT4

Operating Temperature

- 20°C to +105°C

Conductor Color Coding

- Chart D

Materials

- Stranded tinned copper conductors
- PVC insulation
- Aluminum/polyester tape shield, 25% overlap min. Foil facing inward
- Stranded tinned copper drain wire one even AWG size smaller than conductor
- Slate PVC jacket

Features

- UL Sunlight Resistant

Availability

100 ft (30.5 m)
500 ft (152 m)
1000 ft (305 m)
Bulk, cut to length
(Minimums may apply)

22 AWG (0.35 mm²)

Stranding: 7/30 (7 x 0.25 mm)
Insulation thickness: 0.016 (0.41 mm)

Part No.	Conductors	Nominal Diameter		Jacket Thickness	
		Inch	mm	Inch	mm
M39113	2	0.207	5.26	0.038	0.97
M39114	3	0.214	5.44	0.038	0.97

20 AWG (0.61 mm²)

Stranding: 19/32 (19 x 0.20 mm)
Insulation thickness: 0.016 (0.41 mm)

Part No.	Conductors	Nominal Diameter		Jacket Thickness	
		Inch	mm	Inch	mm
M39115	2	0.227	5.77	0.038	0.97
M39116	3	0.238	6.05	0.038	0.97

18 AWG (0.96 mm²)

Stranding: 19/30 (19 x 0.25 mm)
Insulation thickness: 0.016 (0.41 mm)

Part No.	Conductors	Nominal Diameter		Jacket Thickness	
		Inch	mm	Inch	mm
M39117	2	0.247	6.27	0.038	0.97
M39118	3	0.260	6.60	0.038	0.97

16 AWG (1.32 mm²)

Stranding: 19/0.017 (7 x 0.30 mm)
Insulation thickness: 0.016 (0.41 mm)

Part No.	Conductors	Nominal Diameter		Jacket Thickness	
		Inch	mm	Inch	mm
M39119	2	0.265	6.73	0.038	0.97
M39120	3	0.279	7.09	0.038	0.97

14 AWG (2.08 mm²)

Stranding: 41/30 (41 x 0.25 mm)
Insulation thickness: 0.022 (0.56 mm)

Part No.	Conductors	Nominal Diameter		Jacket Thickness	
		Inch	mm	Inch	mm
M39121*	2	0.329	8.36	0.043	1.09
M39122*	3	0.347	8.81	0.043	1.09

*Not CMG approved.

12 AWG (3.29 mm²)

Stranding: 65/30 (65 x 0.25 mm)
Insulation thickness: 0.032 (0.41 mm)

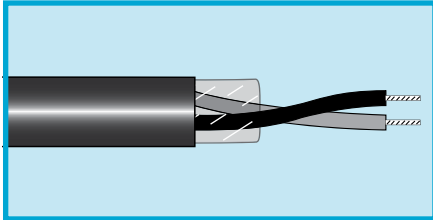
Part No.	Conductors	Nominal Diameter		Jacket Thickness	
		Inch	mm	Inch	mm
M39123*	2	0.427	10.85	0.053	1.35

*Not CMG approved.



Tray Cable

300 V Unshielded Pairs, PVC, PVC



UL PLTC, ITC
UL CL3
CSA CMG FT4

Operating Temperature

- -20°C to +105°C

Conductor Color Coding

- Black, white

Materials

- Stranded bare copper conductors
- PVC insulation
- Black PVC jacket

Features

- UL Sunlight Resistant

Availability

100 ft (30.5 m)

500 ft (152 m)

1000 ft (305 m)

Bulk, cut to length

(Minimums may apply)

20 AWG (0.52 mm²)

Stranding: 7/0.0121 (7 x 0.31 mm)
Insulation thickness: 0.016 (0.41 mm)

Part No.	Pairs	Nominal Diameter		Jacket Thickness	
		Inch	mm	Inch	mm
M9500010	1	0.215	5.46	0.038	0.97

18 AWG (0.82 mm²)

Stranding: 7/0.0152 (7 x 0.39 mm)
Insulation thickness: 0.016 (0.41 mm)

Part No.	Pairs	Nominal Diameter		Jacket Thickness	
		Inch	mm	Inch	mm
M9508010	1	0.235	5.97	0.038	0.97

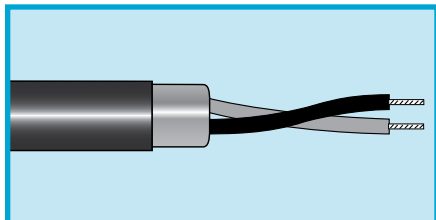
16 AWG (1.31 mm²)

Stranding: 7/0.0192 (7 x 0.49 mm)
Insulation thickness: 0.016 (0.41 mm)

Part No.	Pairs	Nominal Diameter		Jacket Thickness	
		Inch	mm	Inch	mm
M9506010	1	0.259	6.58	0.038	0.97

Tray Cable

300 V Overall Foil Shield, Pair, PVC, PVC



UL PLTC, ITC
UL CL3
CSA CMG FT4

Operating Temperature

- 20°C to +105°C

Conductor Color Coding

- Black, white

Materials

- Stranded bare copper conductors
- PVC insulation
- Aluminum/polyester foil shield, 25% overlap min.
Foil facing inward
- Stranded tinned copper drain wire one even AWG smaller than conductor
- Black PVC jacket

Features

- UL Sunlight Resistant

Availability

100 ft (30.5 m)
500 ft (152 m)
1000 ft (305 m)
Bulk, cut to length
(Minimums may apply)

22 AWG (0.35 mm²)

Stranding: 7/30 (7 x 0.25 mm)
Insulation thickness: 0.013 (0.33 mm)
22 AWG (0.35 mm²) drain wire

Part No.	Pairs	Nominal Diameter		Jacket Thickness	
		Inch	mm	Inch	mm
5610B2201	1	0.192	4.88	0.038	0.97

20 AWG (0.52 mm²)

Stranding: 7/0.0121 (7 x 0.31 mm)
Insulation thickness: 0.016 (0.41 mm)

Part No.	Pairs	Nominal Diameter		Jacket Thickness	
		Inch	mm	Inch	mm
M9520010	1	0.219	5.56	0.038	0.97

18 AWG (0.82 mm²)

Stranding: 7/0.0152 (7 x 0.39 mm)
Insulation thickness: 0.016 (0.41 mm)

Part No.	Pairs	Nominal Diameter		Jacket Thickness	
		Inch	mm	Inch	mm
M9528010	1	0.239	6.07	0.038	0.97

16 AWG (1.31 mm²)

Stranding: 7/0.0192 (7 x 0.49 mm)
Insulation thickness: 0.016 (0.41 mm)

Part No.	Pairs	Nominal Diameter		Jacket Thickness	
		Inch	mm	Inch	mm
M9526010	1	0.263	6.68	0.038	0.97

14 AWG (2.08 mm²)

Stranding: 7/0.0242 (7 x 0.62 mm)
Insulation thickness: 0.016 (0.41 mm)

Part No.	Pairs	Nominal Diameter		Jacket Thickness	
		Inch	mm	Inch	mm
M9524010*	1	0.303	7.70	0.043	1.09

*Not CMG approved.

12AWG (3.29 mm²)

Stranding: 19/0.0185 (7 x 0.47 mm)
Insulation thickness: 0.022 (0.56 mm)
16 AWG (1.31 mm²) drain wire

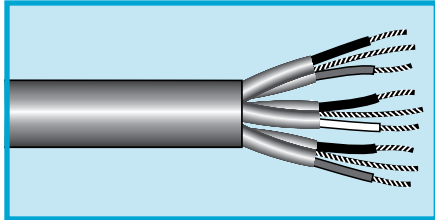
Part No.	Pairs	Nominal Diameter		Jacket Thickness	
		Inch	mm	Inch	mm
5610B1201*	1	0.368	9.35	0.045	1.14

*Not CMG approved.



Tray Cable

300 V Foil Shield, Individual Pairs, Multipair, PVC, PVC



UL PLTC, ITC
UL CMG
CSA CMG

Operating Temperature

- -20°C to +105°C

Conductor Color Coding

- Chart BR

Materials

- Stranded tinned copper conductors
- PVC insulation
- Aluminum/polyester foil shield, 25% overlap min.
Foil facing inward
- Stranded tinned copper drain wire one even AWG size smaller than conductor
- Slate PVC jacket

Features

- UL Sunlight Resistant

Availability

100 ft (30.5 m)
500 ft (152 m)
1000 ft (305 m)
Bulk, cut to length
(Minimums may apply)

22 AWG (0.35 mm²)

Stranding: 7/30 (7 x 0.25 mm)
Insulation thickness: 0.016 (0.41 mm)

Part No.	Pairs	Nominal Diameter		Jacket Thickness	
		Inch	mm	Inch	mm
M39147	2	0.320	8.13	0.043	1.09
M39148	3	0.338	8.59	0.043	1.09
M39149	4	0.368	9.35	0.043	1.09
M39150	6	0.457	11.61	0.053	1.35
M39151	9	0.529	13.44	0.053	1.35
M39152	11	0.563	14.30	0.053	1.35
M39153	15	0.582	14.78	0.053	1.35
M39156	51	1.005	25.53	0.075	1.91

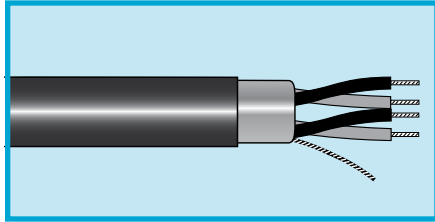
18 AWG (0.96 mm²)

Stranding: 19/30 (19 x 0.25 mm)
Insulation thickness: 0.016 (0.41 mm)

Part No.	Pairs	Nominal Diameter		Jacket Thickness	
		Inch	mm	Inch	mm
M39157	2	0.410	10.41	0.053	1.35
M39158	3	0.434	11.02	0.053	1.35
M39159	4	0.473	12.01	0.053	1.35
M39160	6	0.563	14.30	0.053	1.35
M39161	9	0.677	17.20	0.063	1.60
M39162	11	0.731	18.57	0.063	1.60
M39163	15	0.820	20.83	0.063	1.60

Tray Cable

600 V Pairs, Overall Foil Shield, PVC/Nylon, PVC



UL TC UL ER (Pair Counts Greater Than 1 Only)

Operating Temperature

- 25°C to +90°C

Conductor Color Coding

- Chart BW

Materials

- Stranded bare copper conductors
- PVC/nylon insulation
- Aluminum/polyester foil shield, 25% overlap min.
Foil facing inward
- Stranded tinned copper drain wire one even AWG size smaller than conductor
- Black PVC jacket

Features

- UL Sunlight Resistant
- UL Direct Burial

Availability

100 ft (30.5 m)
500 ft (152 m)
1000 ft (305 m)
Bulk, cut to length
(Minimums may apply)

20 AWG (0.52 mm²)

Stranding: 7/0.0121 (7 x 0.51 mm)
Insulation thickness: 0.013 (0.33 mm) PVC/0.003 (0.08 mm) nylon

Part No.	Pairs	Nominal Diameter		Jacket Thickness	
		Inch	mm	Inch	mm
5616B2001*	1	0.220	5.59	0.040	1.02

*Not UL TC

18 AWG (0.82 mm²)

Stranding: 7/0.0152 (7 x 0.31 mm)
Insulation thickness: 0.016 (0.41 mm) PVC/0.005 (0.13 mm) nylon

Part No.	Pairs	Nominal Diameter		Jacket Thickness	
		Inch	mm	Inch	mm
M8528010	1	0.279	7.09	0.048	1.22
M8708020	2	0.396	10.06	0.050	1.27
M8708040	4	0.456	11.58	0.050	1.27
M8708060	6	0.572	14.53	0.065	1.65
M8708080	8	0.617	15.67	0.065	1.65
M8708120	12	0.737	18.72	0.065	1.65
M8708160	16	0.856	21.74	0.085	2.16
M8708240	24	1.025	26.04	0.085	2.16
M8708360	36	1.188	30.18	0.085	2.16
M8708500	50	1.356	34.44	0.085	2.16

16 AWG (1.31 mm²)

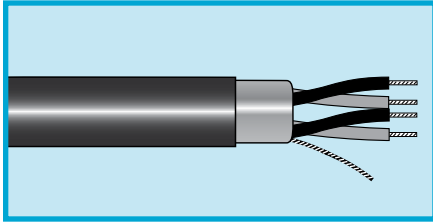
Stranding: 7/0.0192 (7 x 0.49 mm)
Insulation thickness: 0.016 (0.41 mm) PVC/0.005 (0.13 mm) nylon

Part No.	Pairs	Nominal Diameter		Jacket Thickness	
		Inch	mm	Inch	mm
M8526010	1	0.303	7.70	0.048	1.22
M8706020	2	0.435	11.05	0.050	1.27
M8706040	4	0.504	12.80	0.050	1.27
M8706060	6	0.631	16.03	0.065	1.65
M8706080	8	0.682	17.32	0.065	1.65
M8706120	12	0.858	21.79	0.085	2.16
M8706160	16	0.949	24.10	0.085	2.16
M8706240	24	1.141	28.98	0.085	2.16
M8706360	36	1.325	33.66	0.085	2.16
M8706500	50	1.517	38.53	0.085	2.16



Tray Cable

600 V Pairs, Overall Foil Shield, PVC/Nylon, PVC



UL TC
UL ER (Pair Counts Greater Than 1 Only)

Operating Temperature

- -25°C to +90°C

Conductor Color Coding

- Chart BW

Materials

- Stranded bare copper conductors
- PVC/nylon insulation
- Aluminum/polyester foil shield, 25% overlap min.
Foil facing inward
- Stranded tinned copper drain wire one even AWG size smaller than conductor
- Black PVC jacket

Features

- UL Sunlight Resistant
- UL Direct Burial

Availability

100 ft (30.5 m)
500 ft (152 m)
1000 ft (305 m)
Bulk, cut to length
(Minimums may apply)

14 AWG (2.08 mm²)

Stranding: 7/0.0242 (7 x 0.61 mm)
Insulation thickness: 0.016 (0.41 mm) PVC/0.005 (0.13 mm) nylon

Part No.	Pairs	Nominal Diameter		Jacket Thickness	
		Inch	mm	Inch	mm
M8524010	1	0.333	8.46	0.048	1.22
M8704020	2	0.484	12.29	0.050	1.27
M8704040	4	0.593	15.06	0.065	1.65
M8704060	6	0.706	17.93	0.065	1.65
M8704080	8	0.764	19.41	0.065	1.65
M8704120	12	0.961	24.41	0.085	2.16
M8704160	16	1.064	27.03	0.085	2.16
M8704240	24	1.286	32.66	0.085	2.16
M8704360	36	1.498	38.05	0.085	2.16
M8704500	50	1.778	45.16	0.115	2.92

12AWG (3.29 mm²)

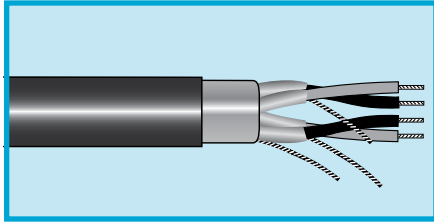
Stranding: 19/0.0185 (19 x 0.47 mm)
Insulation thickness: 0.016 (0.41 mm) PVC/0.005 (0.13 mm) nylon

Part No.	Pairs	Nominal Diameter		Jacket Thickness	
		Inch	mm	Inch	mm
5616B1201	1	0.374	9.50	0.050	1.27



Tray Cable

600 V Pairs, Overall and Individually Foil Shielded Pairs,
PVC/Nylon, PVC



UL TC
UL ER

Operating Temperature

- 25°C to +90°C

Conductor Color Coding

- Chart BW

Materials

- Stranded bare copper conductors
- PVC/nylon insulation
- Aluminum/polyester foil shield, 25% overlap min. Foil facing inward
- Stranded tinned copper drain wire one even AWG size smaller than conductor
- Black PVC jacket

Features

- UL Sunlight Resistant
- UL Direct Burial

Availability

100 ft (30.5 m)
500 ft (152 m)
1000 ft (305 m)
Bulk, cut to length
(Minimums may apply)

18 AWG (0.82 mm²)

Stranding: 7/0.0152 (7 x 0.31 mm)
Insulation thickness: 0.016 (0.41 mm) PVC/0.005 (0.13 mm) nylon

Part No.	Pairs	Nominal Diameter		Jacket Thickness	
		Inch	mm	Inch	mm
M8748020	2	0.429	10.90	0.050	1.27
M8748040	4	0.497	12.62	0.050	1.27
M8748060	6	0.622	15.80	0.065	1.65
M8748080	8	0.672	17.07	0.065	1.65
M8748120	12	0.806	20.47	0.065	1.65
M8748160	16	0.935	23.75	0.085	2.16
M8748200	20	1.020	25.91	0.085	2.16
M8748240	24	1.123	28.52	0.085	2.16
M8748360	36	1.306	33.17	0.085	2.16
M8748500	50	1.497	38.02	0.085	2.16

16 AWG (1.31 mm²)

Stranding: 7/0.0192 (7 x 0.49 mm)
Insulation thickness: 0.016 (0.41 mm) PVC/0.005 (0.13 mm) nylon

Part No.	Pairs	Nominal Diameter		Jacket Thickness	
		Inch	mm	Inch	mm
M8746020	2	0.471	11.96	0.050	1.27
M8746040	4	0.577	14.66	0.065	1.65
M8746060	6	0.686	17.42	0.065	1.65
M8746080	8	0.742	18.85	0.065	1.65
M8746120	12	0.933	23.70	0.085	2.16
M8746160	16	1.034	26.26	0.085	2.16
M8746200	20	1.130	28.70	0.085	2.16
M8746240	24	1.247	31.67	0.085	2.16
M8746360	36	1.454	36.93	0.085	2.16
M8746500	50	1.730	43.94	0.115	2.92

14 AWG (2.08 mm²)

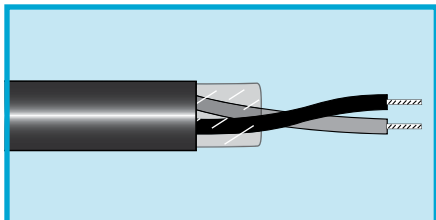
Stranding: 7/0.0242 (7 x 0.61 mm)
Insulation thickness: 0.016 (0.41 mm) PVC/0.005 (0.13 mm) nylon

Part No.	Pairs	Nominal Diameter		Jacket Thickness	
		Inch	mm	Inch	mm
M8744020	2	0.523	13.28	0.050	1.27
M8744040	4	0.641	16.28	0.065	1.65
M8744060	6	0.765	19.43	0.065	1.65
M8744080	8	0.869	22.07	0.085	2.16
M8744120	12	1.043	26.49	0.085	2.16
M8744160	16	1.158	29.41	0.085	2.16
M8744200	20	1.267	32.18	0.085	2.16
M8744240	24	1.401	35.59	0.085	2.16
M8744360	36	1.638	41.61	0.085	2.16
M8744500	50	1.945	49.40	0.115	2.92



Tray Cable

600 V Unshielded Pairs, PVC/Nylon, PVC



18 AWG (0.82 mm²)

Stranding: 7/0.0152 (7 x 0.31 mm)
Insulation thickness: 0.016 (0.41 mm) PVC/0.005 (0.13 mm) nylon

Part No.	Pairs	Nominal Diameter		Jacket Thickness	
		Inch	mm	Inch	mm
5606B1801	1	0.276	7.01	0.050	1.27

UL TC

Operating Temperature

- -25°C to +90°C

Conductor Color Coding

- Black, white

Materials

- Stranded bare copper conductors
- PVC/nylon insulation
- Black PVC jacket

Features

- UL Sunlight Resistant
- UL Direct Burial

Availability

1000 ft (305 m)

Bulk, cut to length

(Minimums may apply)

16 AWG (1.31 mm²)

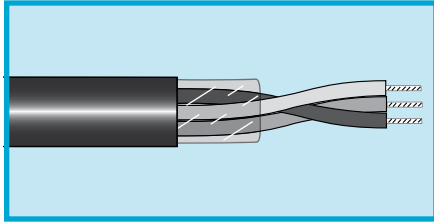
Stranding: 7/0.0192 (7 x 0.49 mm)
Insulation thickness: 0.016 (0.41 mm) PVC/0.005 (0.13 mm) nylon

Part No.	Pairs	Nominal Diameter		Jacket Thickness	
		Inch	mm	Inch	mm
5606B1601	1	0.300	7.62	0.050	1.27

Tray Cable

300 V Unshielded Triads, PVC, PVC

Alpha
Essentials



UL PLTC, ITC
UL CL3
CSA CMG FT4

Operating Temperature

- -20°C to +105°C

Conductor Color Coding

- Black, white, red

Materials

- Stranded bare copper conductors
- PVC insulation
- Black PVC jacket

Features

- UL Sunlight Resistant

Availability

100 ft (30.5 m)

500 ft (152 m)

1000 ft (305 m)

Bulk, cut to length

(Minimums may apply)

20 AWG (0.52 mm²)

Stranding: 7/0.0121 (7 x 0.31 mm)
Insulation thickness: 0.016 (0.41 mm)

Part No.	Triads	Nominal Diameter		Jacket Thickness	
		Inch	mm	Inch	mm
M9600010	1	0.226	5.74	0.038	0.97

18 AWG (0.81 mm²)

Stranding: 7/0.0152 (7 x 0.39 mm)
Insulation thickness: 0.016 (0.41 mm)

Part No.	Triads	Nominal Diameter		Jacket Thickness	
		Inch	mm	Inch	mm
M9608010	1	0.247	6.27	0.038	0.97

16 AWG (1.31 mm²)

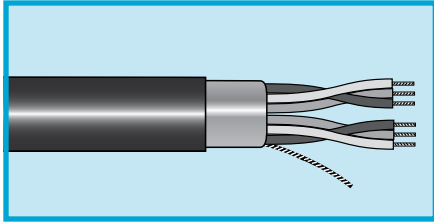
Stranding: 7/0.0192 (7 x 0.49 mm)
Insulation thickness: 0.016 (0.41 mm)

Part No.	Triads	Nominal Diameter		Jacket Thickness	
		Inch	mm	Inch	mm
M9606010	1	0.293	7.44	0.038	0.97



Tray Cable

300 V Foil Shield, Triads, PVC, PVC



UL PLTC, ITC
UL CL3
CSA CMG FT4

Operating Temperature

- -20°C to +105°C

Conductor Color Coding

- Black, white, red

Materials

- Stranded bare copper conductors
- PVC insulation
- Aluminum/polyester foil shield, 25% overlap min.
Foil facing inward
- Stranded tinned copper drain wire one even AWG size smaller than conductor
- Black PVC jacket

Features

- UL Sunlight Resistant

Availability

100 ft (30.5 m)
500 ft (152 m)
1000 ft (305 m)
Bulk, cut to length
(Minimums may apply)

22 AWG (0.35 mm ²)					
Stranding: 7/30 (7 x 0.25 mm)					
Insulation thickness: 0.013 (0.33 mm)					
22 AWG (0.35 mm ²) drain wire					
Part No.	Triads	Nominal Diameter		Jacket Thickness	
		Inch	mm	Inch	mm
5640B2201	1	0.201	5.11	0.038	0.96

20 AWG (0.52 mm ²)					
Stranding: 7/0.0121 (7 x 0.31 mm)					
Insulation thickness: 0.016 (0.41 mm)					
Part No.	Triads	Nominal Diameter		Jacket Thickness	
		Inch	mm	Inch	mm
M9620010	1	0.230	5.84	0.038	0.97
5640B2004	4	0.410	10.41	0.055	1.39
5640B2012	12	0.640	16.28	0.065	1.65

18 AWG (0.82 mm ²)					
Stranding: 7/0.0152 (7 x 0.39 mm)					
Insulation thickness: 0.016 (0.41 mm)					
Part No.	Triads	Nominal Diameter		Jacket Thickness	
		Inch	mm	Inch	mm
M9628010	1	0.251	6.38	0.038	0.97

16 AWG (1.31 mm ²)					
Stranding: 7/0.0192 (7 x 0.49 mm)					
Insulation thickness: 0.016 (0.41 mm)					
Part No.	Triads	Nominal Diameter		Jacket Thickness	
		Inch	mm	Inch	mm
M9626010	1	0.287	7.29	0.043	1.09

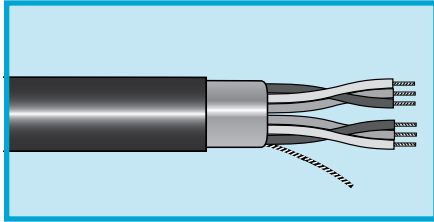
14 AWG (2.08 mm ²)					
Stranding: 7/0.0242 (7 x 0.61 mm)					
Insulation thickness: 0.016 (0.41 mm)					
Part No.	Triads	Nominal Diameter		Jacket Thickness	
		Inch	mm	Inch	mm
M9624010*	1	0.319	8.10	0.043	1.09

*Not CMG approved.



Tray Cable

300 V Overall and Individually Foil Shielded Triads,
PVC, PVC



UL PLTC
CSA CMG FT4

Operating Temperature

- -20°C to +105°C

Conductor Color Coding

- Black, white, red
- White conductors are numbered

Materials

- Stranded bare copper conductors
- PVC insulation
- Aluminum/polyester foil shield, 25% overlap min.
Foil facing inward
- Stranded tinned copper drain wire one even AWG size smaller than conductor
- Black PVC jacket

Features

- UL Sunlight Resistant

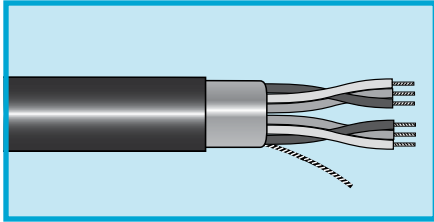
Availability

100 ft (30.5 m)
500 ft (152 m)
1000 ft (305 m)
Bulk, cut to length
(Minimums may apply)

20 AWG (0.51 mm ²)					
Stranding: 7/0.0121 (7 x 0.54 mm) Insulation thickness: 0.013 (0.33 mm) 22 AWG (0.35 mm ²) drain wire					
Part No.	Triads	Nominal Diameter		Jacket Thickness	
		Inch	mm	Inch	mm
5650B2004	4	0.452	11.48	0.055	1.39
5650B2008	8	0.570	14.48	0.055	1.39
5650B2012	12	0.713	18.11	0.065	1.65

Tray Cable

600 V Overall Foil Shield, Triads, PVC/Nylon, PVC



UL TC-ER

Operating Temperature

- 25°C to +90°C

Conductor Color Coding

- Black, white, red
- White conductors are numbered

Materials

- Stranded bare copper conductors
- PVC/nylon insulation
- Aluminum/polyester foil shield, 25% overlap min.
Foil facing inward
- Stranded tinned copper drain wire one even AWG size smaller than conductor
- Black PVC jacket

Features

- UL Sunlight Resistant
- UL Direct Burial

Availability

100 ft (30.5 m)
500 ft (152 m)
1000 ft (305 m)
Bulk, cut to length
(Minimums may apply)

18 AWG (0.82 mm ²)					
Stranding: 7/0.0152 (7 x 0.39 mm)					
Insulation thickness: 0.016 (0.41 mm) PVC/0.005 (0.13 mm) nylon					
Part No.	Triads	Nominal Diameter		Jacket Thickness	
		Inch	mm	Inch	mm
M8628010	1	0.293	7.44	0.048	1.22
M8808020	2	0.450	11.43	0.050	1.27
M8808040	4	0.552	14.02	0.065	1.65
M8808080	8	0.708	17.98	0.065	1.65
M8808120	12	0.890	22.61	0.085	2.16
M8808240	24	1.186	30.12	0.085	2.16

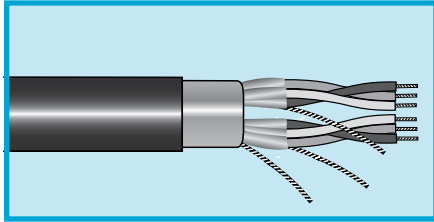
16 AWG (1.31 mm ²)					
Stranding: 7/0.0192 (7 x 0.49 mm)					
Insulation thickness: 0.016 (0.41 mm) PVC/0.005 (0.13 mm) nylon					
Part No.	Triads	Nominal Diameter		Jacket Thickness	
		Inch	mm	Inch	mm
M8626010	1	0.319	8.10	0.048	1.22
M8806020	2	0.497	12.62	0.050	1.27
M8806040	4	0.609	15.47	0.065	1.65
M8806080	8	0.785	19.94	0.065	1.65
M8806120	12	0.987	25.07	0.085	2.16
M8806240	24	1.323	33.60	0.085	2.16

14 AWG (2.08 mm ²)					
Stranding: 7/0.0242 (7 x 0.62 mm)					
Insulation thickness: 0.016 (0.41 mm) PVC/0.005 (0.13 mm) nylon					
Part No.	Triads	Nominal Diameter		Jacket Thickness	
		Inch	mm	Inch	mm
M8624010	1	0.351	8.92	0.048	1.22
M8804020	2	0.585	14.86	0.065	1.65
M8804040	4	0.680	17.27	0.065	1.65
M8804080	8	0.923	23.44	0.085	2.16
M8804120	12	1.109	28.17	0.085	2.16
M8804240	24	1.495	37.97	0.085	2.16



Tray Cable

600 V Overall and Individually Foil Shielded Multitriads,
PVC/Nylon, PVC



UL TC-ER

Operating Temperature

- 25°C to +90°C

Conductor Color Coding

- Black, white, red
- White conductors are numbered

Materials

- Stranded bare copper conductors
- PVC/nylon insulation
- Aluminum/polyester foil shield, 25% overlap min., on both individual triads and overall cable
- Foil facing inward
- Stranded tinned copper drain wire one even AWG size smaller than conductor
- Black PVC jacket

Features

- UL Sunlight Resistant
- UL Direct Burial

Availability

100 ft (30.5 m)
500 ft (152 m)
1000 ft (305 m)
Bulk, cut to length
(Minimums may apply)

18 AWG (0.81 mm²)

Stranding: 7/0.0152 (7 x 0.39 mm)
Insulation thickness: 0.016 (0.41 mm) PVC/0.005 (0.13 mm) nylon

Part No.	Triads	Nominal Diameter		Jacket Thickness	
		Inch	mm	Inch	mm
M8848020	2	0.496	12.60	0.050	1.27
M8848040	4	0.608	15.44	0.065	1.65
M8848080	8	0.824	20.93	0.085	2.16
M8848120	12	0.986	25.04	0.085	2.16
M8848240	24	1.321	33.55	0.065	2.16

16 AWG (1.31 mm²)

Stranding: 7/0.0192 (7 x 0.49 mm)
Insulation thickness: 0.016 (0.41 mm) PVC/0.005 (0.13 mm) nylon

Part No.	Triads	Nominal Diameter		Jacket Thickness	
		Inch	mm	Inch	mm
M8846020	2	0.578	14.68	0.065	1.65
M8846040	4	0.671	17.04	0.065	1.65
M8846080	8	0.916	23.27	0.085	2.16
M8846120	12	1.093	27.76	0.085	2.16
M8846240	24	1.473	37.41	0.085	2.16

14 AWG (2.08 mm²)

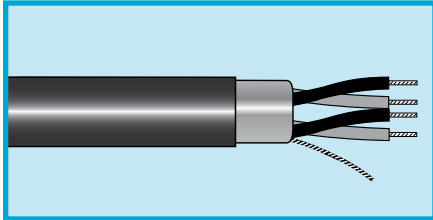
Stranding: 7/0.0242 (7 x 0.61 mm)
Insulation thickness: 0.016 (0.41 mm) PVC/0.005 (0.13 mm) nylon

Part No.	Triads	Nominal Diameter		Jacket Thickness	
		Inch	mm	Inch	mm
M8844020	2	0.643	16.33	0.065	1.65
M8844040	4	0.749	19.02	0.065	1.65
M8844080	8	1.018	25.86	0.085	2.16
M8844120	12	1.224	31.09	0.085	2.16
M8844240	24	1.723	43.76	0.115	2.92



Tray Cable

300 V Overall Foil Shield, Composite, PVC/Nylon, PVC



UL PLTC, ITC
UL CL3
CSA CMG FT4

Operating Temperature

- 20°C to +105°C

Conductor Color Coding

- Chart BW

Materials

- Stranded bare copper conductors
- PVC insulation
- Communications wire is 22 AWG (0.35 mm²), 7/30 (7 x 0.25 mm) stranding, bare copper with 0.016 (0.41 mm) thick insulation
- Aluminum/polyester foil shield, 25% overlap min.
Foil facing inward
Stranded tinned copper drain wire one even AWG smaller than conductor
- Black PVC jacket

Features

- UL Sunlight Resistant

Availability

100 ft (30.5 m)
500 ft (152 m)
1000 ft (305 m)
Bulk, cut to length
(Minimums may apply)

20 AWG (0.52 mm²) Pairs

Stranding: 7/0.0121 (7 x 0.31 mm)
Insulation thickness: 0.016 (0.41 mm)

Part No.	Pairs	Nominal Diameter		Jacket Thickness	
		Inch	mm	Inch	mm
M9700020	2	0.321	8.15	0.045	1.14
M9700040	4	0.400	10.16	0.053	1.35
M9700060	6	0.451	11.46	0.053	1.35
M9700080	8	0.511	12.98	0.053	1.35
M9700120	12	0.581	14.76	0.053	1.35
M9700160	16	0.660	16.76	0.063	1.60
5610B2020*	20	0.677	17.20	0.065	1.65
M9700240	24	0.791	20.09	0.063	1.60
M9700360	36	0.925	23.50	0.073	1.85
M9700500	50	1.069	27.15	0.073	1.85

*No communication wire.

18 AWG (0.81 mm²) Pairs

Stranding: 7/0.0152 (7 x 0.39 mm)
Insulation thickness: 0.016 (0.41 mm) PVC/0.005 (0.13 mm) nylon

Part No.	Pairs	Nominal Diameter		Jacket Thickness	
		Inch	mm	Inch	mm
M9708020	2	0.353	8.97	0.045	1.14
M9708040	4	0.431	10.95	0.053	1.35
M9708060	6	0.499	12.67	0.053	1.35
M9708080	8	0.558	14.17	0.053	1.35
M9708120	12	0.664	16.87	0.063	1.60
M9708160	16	0.735	18.67	0.063	1.60
M9708240	24	0.905	22.99	0.073	1.85
M9708360	36	1.049	26.64	0.073	1.85
M9708500	50	1.199	30.45	0.073	1.85

16 AWG (1.31 mm²)

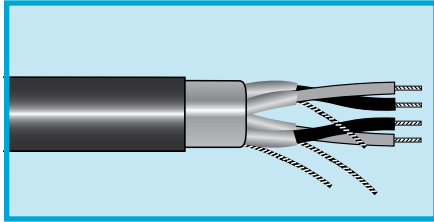
Stranding: 7/0.0192 (7 x 0.49 mm)
Insulation thickness: 0.016 (0.41 mm) PVC

Part No.	Pairs	Nominal Diameter		Jacket Thickness	
		Inch	mm	Inch	mm
M9706020	2	0.409	10.39	0.053	1.35
M9706040	4	0.471	11.96	0.053	1.35
M9706060	6	0.559	14.20	0.053	1.35
M9706080	8	0.639	16.23	0.063	1.60
M9706120	12	0.747	18.97	0.063	1.60
M9706160	16	0.829	21.06	0.063	1.60
M9706240	24	1.023	25.98	0.073	1.85
M9706360	36	1.189	30.20	0.073	1.85
M9706500	50	1.382	35.10	0.083	2.11



Tray Cable

300 V Overall and Individually Foil Shielded Pairs,
Composite PVC/Nylon, PVC



UL PLTC, ITC
UL CL3
CSA CMG FT4

Operating Temperature

- 20°C to +105°C

Conductor Color Coding

- Chart BW

Materials

- Stranded bare copper conductors
- PVC/nylon insulation
- Aluminum/polyester foil shield, 25% overlap min. Foil facing inward
- Stranded tinned copper drain wire one even AWG size smaller than conductors
- Black PVC jacket

Features

- UL Sunlight Resistant

Availability

100 ft (30.5 m)
500 ft (152 m)
1000 ft (305 m)
Bulk, cut to length
(Minimums may apply)



20 AWG (0.52 mm²)*

Stranding: 7/0.0121 (7 x 0.31 mm)
Insulation thickness: 0.016 (0.41 mm)

Part No.	Pairs	Nominal Diameter		Jacket Thickness	
		Inch	mm	Inch	mm
M9740020	2	0.345	8.76	0.045	1.14
M9740040	4	0.423	10.74	0.053	1.35
M9740060	6	0.487	12.37	0.053	1.35
M9740080	8	0.539	13.69	0.053	1.35
M9740120	12	0.643	16.33	0.063	1.60
M9740160	16	0.724	18.39	0.063	1.60
5620B2020**	20	0.752	19.10	0.065	1.65
M9740240	24	0.882	22.40	0.073	1.85
M9740360	36	1.011	25.68	0.073	1.85
M9740500	50	1.169	29.69	0.073	1.85

*Communications wire is 22 AWG (0.35 mm²), 7/30 (7 x 0.25 mm) stranding, bare copper with 0.016 (0.41 mm) thick insulation.

**0.013 (0.33 mm) insulation thickness.

18 AWG (0.82 mm²)

Stranding: 7/0.0152 (7 x 0.39 mm)
Insulation thickness: 0.016 (0.41 mm) PVC

Part No.	Pairs	Nominal Diameter		Jacket Thickness	
		Inch	mm	Inch	mm
M9748020	2	0.397	10.08	0.053	1.35
M9748040	4	0.459	11.66	0.053	1.35
M9748060	6	0.541	13.74	0.053	1.35
M9748080	8	0.621	15.77	0.063	1.60
M9748120	12	0.723	18.36	0.063	1.60
M9748160	16	0.785	19.94	0.063	1.60
5620B1820	20	0.910	23.11	0.075	1.91
M9748240	24	0.980	24.89	0.073	1.85
M9748360	36	1.124	28.55	0.073	1.85
M9748500	50	1.329	33.76	0.083	2.11

*Communications wire is 22 AWG (0.35 mm²), 7/30 (7 x 0.25 mm) stranding, bare copper with 0.016 (0.41 mm) thick insulation.

16 AWG (1.31 mm²)

Stranding: 7/0.0192 (7 x 0.49 mm)
Insulation thickness: 0.016 (0.41 mm) PVC

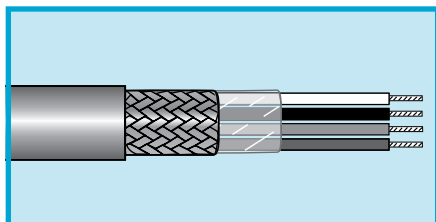
Part No.	Pairs	Nominal Diameter		Jacket Thickness	
		Inch	mm	Inch	mm
M9746020	2	0.439	11.15	0.053	1.35
M9746040	4	0.508	12.90	0.053	1.35
M9746060	6	0.624	15.85	0.063	1.60
M9746080	8	0.684	17.37	0.063	1.60
M9746120	12	0.810	20.57	0.063	1.60
M9746160	16	0.921	23.39	0.073	1.85
M9746240	24	1.123	28.52	0.073	1.85
M9746360	36	1.316	33.43	0.083	2.11
M9746500	50	1.509	38.33	0.083	2.11

*Communications wire is 22 AWG (0.35 mm²), 7/30 (7 x 0.25 mm) stranding, bare copper with 0.016 (0.41 mm) thick insulation.

Tray Cable

1000 V Braid Shield, Multiconductor, PVC/Nylon, PVC

Solar Cable



UL TC-ER
UL WTTTC (1000 V)
UL MTW
CSA AWM I/II A/B FT1

Operating Temperature

- 40°C to +90°C (static)
- 30°C to +90°C (dynamic)
- +105°C (CSA)

Conductor Color Coding

- Chart F

Materials

- Stranded bare copper conductors
- PVC/nylon insulation
- Clear polyester wrap
- Tinned copper braid shield, 85% coverage
- Green PVC jacket

Features

- UL Sunlight Resistant
- UL Oil Res. I
- UL Direct Burial
- Suitable for use in Class I, Division 2 locations per Article 501 of the National Electric Code

Availability

Bulk, cut to length

FIT® Tubing Recommendations

- FIT-260: Cross-linked polyolefin for ground identification
- FIT-300: Dual-wall polyolefin with meltable inner wall
- FIT-750: Bonding adhesive-lined cross-linked polyolefin

18 AWG (0.96 mm²)

Stranding: 19/30 (19 x 0.25 mm)
Insulation thickness: 0.016 (0.41 mm) PVC/0.005 (0.12 mm) nylon

Part No.	Conductors	Nominal Diameter		Jacket Thickness	
		Inch	mm	Inch	mm
SPM1803CY	3	0.329	8.36	0.050	1.27
SPM1804CY	4	0.354	8.99	0.050	1.27
SPM1805CY	5	0.381	9.68	0.050	1.27
SPM1807CY	7	0.409	10.39	0.050	1.27
SPM1809CY	9	0.466	11.84	0.050	1.27

16 AWG (1.32 mm²)

Stranding: 26/30 (26 x 0.25 mm)
Insulation thickness: 0.016 (0.41 mm) PVC/0.005 (0.12 mm) nylon

Part No.	Conductors	Nominal Diameter		Jacket Thickness	
		Inch	mm	Inch	mm
SPM1603CY	3	0.351	8.92	0.050	1.27
SPM1604CY	4	0.378	9.60	0.050	1.27
SPM1605CY	5	0.408	10.36	0.050	1.27
SPM1607CY	7	0.439	11.15	0.050	1.27
SPM1609CY	9	0.509	12.93	0.050	1.27

14 AWG (2.08 mm²)

Stranding: 41/30 (41 x 0.25 mm)
Insulation thickness: 0.016 (0.41 mm) PVC/0.005 (0.12 mm) nylon

Part No.	Conductors	Nominal Diameter		Jacket Thickness	
		Inch	mm	Inch	mm
SPM1403CY	3	0.381	9.68	0.050	1.27
SPM1404CY	4	0.412	10.46	0.050	1.27
SPM1405CY	5	0.446	11.33	0.050	1.27
SPM1407CY	7	0.481	12.22	0.050	1.27
SPM1409CY	9	0.590	14.99	0.065	1.65

12 AWG (3.29 mm²)

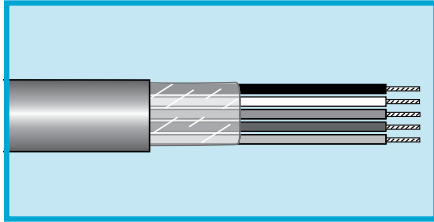
Stranding: 65/30 (65 x 0.25 mm)
Insulation thickness: 0.016 (0.41 mm) PVC/0.005 (0.12 mm) nylon

Part No.	Conductors	Nominal Diameter		Jacket Thickness	
		Inch	mm	Inch	mm
SPM1203CY	3	0.422	10.72	0.050	1.27
SPM1204CY	4	0.458	11.63	0.050	1.27
SPM1205CY	5	0.497	12.62	0.050	1.27
SPM1207CY	7	0.574	14.58	0.065	1.65
SPM1209CY	9	0.659	16.74	0.065	1.65



Tray Cable

1000 V Unshielded, Multiconductor, PVC/Nylon, PVC
Solar Cable



UL TC-ER
UL WTTTC (1000 V)
UL MTW
CSA AWM I/II A/B FT1

Operating Temperature

- 40°C to +90°C (static)
- 30°C to +90°C (dynamic)
- +105°C (CSA)

Conductor Color Coding

- Chart F

Materials

- Stranded bare copper conductors
- PVC/nylon insulation
- Clear polyester wrap
- Green PVC jacket

Features

- UL Sunlight Resistant
- UL Oil Res. I
- UL Direct Burial
- Suitable for use in Class I, Division 2 locations per Article 501 of the National Electric Code

Availability

Bulk, cut to length

FIT® Tubing Recommendations

- FIT-260: Cross-linked polyolefin for ground identification
- FIT-300: Dual-wall polyolefin with meltable inner wall
- FIT-750: Bonding adhesive-lined cross-linked polyolefin

18 AWG (0.96 mm²)

Stranding: 19/30 (19 x 0.25 mm)
Insulation thickness: 0.016 (0.41 mm) PVC/0.005 (0.12 mm) nylon

Part No.	Conductors	Nominal Diameter		Jacket Thickness	
		Inch	mm	Inch	mm
SPM1803	3	0.301	7.65	0.050	1.27
SPM1804	4	0.326	8.28	0.050	1.27
SPM1805	5	0.353	8.97	0.050	1.27
SPM1807	7	0.381	9.68	0.050	1.27
SPM1809	9	0.438	11.13	0.050	1.27

16 AWG (1.32 mm²)

Stranding: 26/30 (26 x 0.25 mm)
Insulation thickness: 0.016 (0.41 mm) PVC/0.005 (0.12 mm) nylon

Part No.	Conductors	Nominal Diameter		Jacket Thickness	
		Inch	mm	Inch	mm
SPM1603	3	0.323	8.20	0.050	1.27
SPM1604	4	0.350	8.89	0.050	1.27
SPM1605	5	0.380	9.65	0.050	1.27
SPM1607	7	0.411	10.44	0.050	1.27
SPM1609	9	0.475	12.07	0.050	1.27

14 AWG (2.08 mm²)

Stranding: 41/30 (41 x 0.25 mm)
Insulation thickness: 0.016 (0.41 mm) PVC/0.005 (0.12 mm) nylon

Part No.	Conductors	Nominal Diameter		Jacket Thickness	
		Inch	mm	Inch	mm
SPM1403	3	0.353	8.97	0.050	1.27
SPM1404	4	0.384	9.75	0.050	1.27
SPM1405	5	0.418	10.62	0.050	1.27
SPM1407	7	0.453	11.51	0.050	1.27
SPM1409	9	0.556	14.12	0.065	1.65

12 AWG (3.29 mm²)

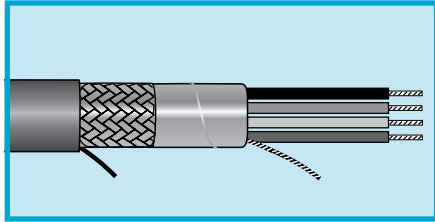
Stranding: 65/30 (65 x 0.25 mm)
Insulation thickness: 0.016 (0.41 mm) PVC/0.005 (0.12 mm) nylon

Part No.	Conductors	Nominal Diameter		Jacket Thickness	
		Inch	mm	Inch	mm
SPM1203	3	0.394	10.01	0.050	1.27
SPM1204	4	0.430	10.92	0.050	1.27
SPM1205	5	0.469	11.91	0.050	1.27
SPM1207	7	0.510	12.95	0.050	1.27
SPM1209	9	0.625	15.88	0.065	1.65



Tray Cable

1000 V Foil/Braid Shield, PVC/Nylon, PVC,
Flexible Motor Supply Cable, Light Duty Flexing



UL TC-ER
UL MTW
UL WTTC
CSA AWM I/II A/B FT4

Operating Temperature

- -5°C to +90°C (flexing)
- -20°C to +90°C (stationary)

Conductor Color Coding

- One yellow/green and three numbered black

Materials

- Finely stranded bare copper conductors
- PVC/nylon insulation
- Foil + braid shield
Aluminum/polyester/aluminum foil shield, with 25% overlap and four tinned copper drain wires
- Tinned copper braid with 70% coverage
- Black PVC jacket

Voltage

- 600 V (UL TC-ER, MTW)
- 1000 V (UL WTTC)

Availability

Bulk, cut to length

FIT® Tubing Recommendations

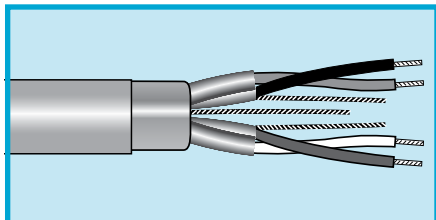
- FIT-321: Medium-wall, adhesive-lined, cross-linked polyolefin
- FIT-600: Highly flexible, cross-linked elastomer

16 to 6 AWG (1.49 to 5.33 mm ²)											
Part No.	Conductors	Wire Size		Stranding		Nominal Diameter		Jacket Thickness		Insulation Thickness	
		AWG	mm ²	AWG	mm	Inch	mm	Inch	mm	Inch	mm
5660	4	16	1.32	26/30	26 x 0.25	0.381	9.67	0.050	1.27	0.016	0.40
5661	4	14	2.08	41/30	41 x 0.25	0.418	10.61	0.050	1.27	0.016	0.40
5662	4	12	3.30	65/30	65 x 0.25	0.464	11.78	0.050	1.27	0.016	0.40
5663	4	10	5.32	105/30	105 x 0.25	0.579	14.70	0.063	1.60	0.022	0.55
5664	4	8	8.52	168/30	168 x 0.25	0.760	19.30	0.063	1.60	0.032	0.81
5665	4	6	13.49	266/30	266 x 0.25	0.901	22.88	0.083	2.10	0.032	0.81



Plenum Cable

150 V Foil Shield, Multipair, FEP, PVDF,
Low- and Mid-Capacitance



UL CL2P
UL CMP
CSA CMP FT6

Operating Temperature

- 25°C to +125°C

Conductor Color Coding

- Chart A1

Materials

- Stranded tinned copper conductors
- FEP insulation
- Aluminum/polyester foil shield, 25% overlap min.
Foil facing inward
- Stranded tinned copper drain wire, 24 AWG
- Slate PVDF jacket

Availability

500 ft (152 m)

1000 ft (305 m)

Spools may contain multiple lengths

Individually Shielded Pairs

24 AWG (0.22 mm²)

Stranding: 7/32 (7 x 0.20 mm)
Insulation thickness: 0.007 (0.18 mm)

Part No.	Pairs	Nominal Diameter		Jacket Thickness	
		Inch	mm	Inch	mm
58602	2	0.164	4.17	0.009	0.23
58603	3	0.175	4.45	0.009	0.23
58604	4	0.195	4.95	0.009	0.23

Mutual capacitance: 25 pF/ft (82 pF/m)
Ground capacitance: 45 pF/ft (147.6 pF/m)

Overall Shield

24 AWG (0.22 mm²)

Stranding: 7/32 (7 x 0.20 mm)
Insulation thickness: 0.007 (0.18 mm)

Part No.	Pairs	Nominal Diameter		Jacket Thickness	
		Inch	mm	Inch	mm
58802	2	0.154	3.91	0.011	0.28
58803	3	0.163	4.14	0.011	0.28
58804	4	0.180	4.57	0.011	0.28
58806	6	0.217	5.51	0.011	0.28
58809	9	0.256	6.50	0.011	0.28
58812	12.5	0.294	7.47	0.011	0.28

Mutual capacitance: 20 pF/ft (65.6 pF/m)
Ground capacitance: 36 pF/ft (118.1 pF/m)

Overall Shield

24 AWG (0.22 mm²)

Stranding: 7/32 (7 x 0.20 mm)
Insulation thickness: 0.012 (0.30 mm)

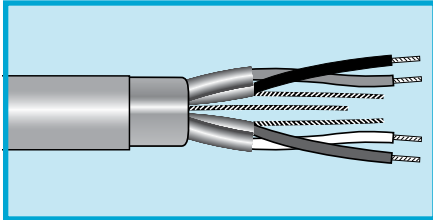
Part No.	Pairs	Nominal Diameter		Jacket Thickness	
		Inch	mm	Inch	mm
58902	2	0.186	4.72	0.011	0.28
58903	3	0.199	5.05	0.011	0.28
58904	4	0.219	5.56	0.011	0.28
58906	6	0.266	6.76	0.011	0.28
58909	9	0.315	8.00	0.011	0.28
58912	12.5	0.367	9.32	0.011	0.28

Mutual capacitance: 12.5 pF/ft (41 pF/m)
Ground capacitance: 23 pF/ft (75.5 pF/m)

Plenum Cable

150 V Foil Shield, Multipair, FEP, PVDF

Low- and Mid-Capacitance



UL CL2P
UL CMP
CSA CMP FT6

Operating Temperature

- 25°C to +125°C

Conductor Color Coding

- Chart A1

Materials

- Stranded tinned copper conductors
- FEP insulation
- Aluminum/polyester foil shield, 25% overlap min.
Foil facing inward
- Stranded tinned copper drain wire, 24 AWG
- Slate PVDF jacket

Availability

500 ft (152 m)
1000 ft (305 m)

Spools may contain multiple lengths

Overall Foil Shield, Individually Shielded Pairs

22 AWG (0.35 mm²)

Stranding: 7/30 (7 x 0.25 mm)
Insulation thickness: 0.007 (0.18 mm)

Part No.	Pairs	Nominal Diameter		Jacket Thickness	
		Inch	mm	Inch	mm
58612	2	0.187	4.75	0.009	0.23
58613	3	0.199	5.05	0.009	0.23
58616	6	0.267	6.68	0.009	0.23

Mutual capacitance: 29 pF/ft (95.1 pF/m)
Ground capacitance: 51 pF/ft (167.3 pF/m)

Individually Shielded Pairs, Overall Shield

18 AWG (0.82 mm²)

Stranding: 7/0.0152 (7 x 0.39 mm)
Insulation thickness: 0.007 (0.18 mm)

Part No.	Pairs	Nominal Diameter		Jacket Thickness	
		Inch	mm	Inch	mm
58632	2	0.810	6.38	0.010	0.25
58633	3	0.264	6.71	0.410	0.25

Mutual capacitance: 35 pF/ft (114.8 pF/m)
Ground capacitance: 63 pF/ft (206.7 pF/m)

Individually Shielded Pairs

16 AWG (0.35 mm²)

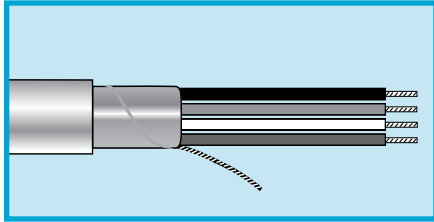
Stranding: 7/0.0192 (7 x 0.49 mm)
Insulation thickness: 0.007 (0.18 mm)

Part No.	Pairs	Nominal Diameter		Jacket Thickness	
		Inch	mm	Inch	mm
58642	2	0.289	7.34	0.012	0.30
58643	3	0.309	7.85	0.012	0.30

Mutual capacitance: 39 pF/ft (128 pF/m)
Ground capacitance: 69 pF/ft (226.4 pF/m)

Plenum Cable

300 V Overall Foil Shield, Multiconductor, PVC, PVC



UL CMP
CSA CMP FT6

Operating Temperature

- -20°C to +75°C

Conductor Color Coding

- 1 Black, 2 Red, 3 White, 4 Green, 5 Brown, 6 Blue, 7 Orange, 8 Yellow, 9 Violet, 10 Slate

Materials

- Stranded bare copper conductors
- Plenum-rated PVC insulation
- Aluminum/polyester foil shield, 25% overlap min.
Foil facing outward
- Stranded tinned copper drain wire (see tables for size)
- White plenum-rated PVC jacket

Availability

100 ft (30.5 m)
500 ft (152 m)
1000 ft (305 m)
Bulk, cut to length
(Minimums may apply)

18 AWG (0.89 mm²)

Stranding: 7/26 (16 x 0.40 mm)
Insulation thickness: 0.010 (0.25 mm)
20 AWG (0.56 mm²) drain wire

Part No.	Conductors	Nominal Diameter		Jacket Thickness	
		Inch	mm	Inch	Mm
M244825	2	0.166	4.22	0.015	0.38
M244826	3	0.187	4.60	0.015	0.38
M244827	4	0.199	5.05	0.015	0.38

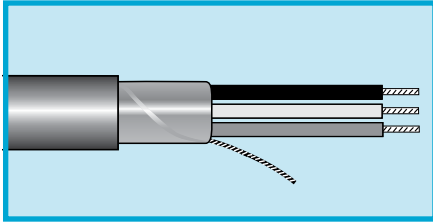
16 AWG (1.32 mm²)

Stranding: 19/0.0117 (19 x 0.30 mm)
Insulation thickness: 0.010 (0.25 mm)
18 AWG (0.89 mm²) drain wire

Part No.	Conductors	Nominal Diameter		Jacket Thickness	
		Inch	mm	Inch	mm
M244834	2	0.192	4.88	0.015	0.38
M244835	3	0.204	5.18	0.015	0.38
M244836	4	0.225	5.71	0.015	0.38

Plenum Cable

300 V Foil Shield, Multiconductor, PVC, PVC



UL CL2P
UL CMP
CSA CMP FT6

Operating Temperature

- -5°C to +75°C

Conductor Color Coding

- Chart D2

Materials

- Stranded bare copper conductors
- Plenum-rated PVC insulation
- Foil shield
Aluminum/polyester foil shield,
25% overlap min.
Foil facing outward
- Stranded tinned copper drain wire (see tables for size)
- Slate plenum-rated PVC jacket

Availability

500 ft (152 m)
1000 ft (305 m)

24 AWG (0.22 mm²)

Stranding: 7/32 (7 x 0.20 mm)
Insulation thickness: 0.008 (0.020 mm)
24 AWG (0.22 mm²) drain wire

Part No.	Conductors	Nominal Diameter		Jacket Thickness	
		Inch	mm	Inch	mm
58401	2	0.120	3.05	0.015	0.39
57003	3	0.120	3.05	0.015	0.39
57004	4	0.131	3.33	0.015	0.39
57006	6	0.154	3.91	0.015	0.39
57008	8	0.167	4.24	0.015	0.39
57010	10	0.194	4.93	0.015	0.39
57015	15	0.217	5.51	0.015	0.39
58110/25	25	0.262	6.65	0.015	0.39

22 AWG (0.35 mm²)

Stranding: 7/30 (7 x 0.25 mm)
Insulation thickness: 0.008 (0.020 mm)
24 AWG (0.22 mm²) drain wire

Part No.	Conductors	Nominal Diameter		Jacket Thickness	
		Inch	mm	Inch	mm
58411	2	0.126	3.20	0.015	0.39
58113	3	0.133	3.38	0.015	0.39
58114	4	0.145	3.68	0.015	0.39
58116	6	0.172	4.37	0.015	0.39
58117	7	0.172	4.37	0.015	0.39
58118	8	0.187	4.75	0.015	0.39
58119	9	0.201	5.11	0.015	0.39
58120	10	0.218	5.54	0.015	0.39
58120/12	12	0.225	5.72	0.015	0.39
58120/15	15	0.245	6.22	0.015	0.39
58120/25	25	0.314	7.98	0.017	0.43

20 AWG (0.35 mm²)

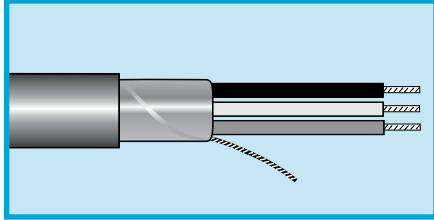
Stranding: 7/0.0121 (7 x 0.31 mm)
Insulation thickness: 0.008 (0.020 mm)
22 AWG (0.35 mm²) drain wire

Part No.	Conductors	Nominal Diameter		Jacket Thickness	
		Inch	mm	Inch	mm
58421	2	0.138	3.51	0.015	0.39
58124	4	0.160	4.06	0.015	0.39
58126	6	0.191	4.85	0.015	0.39



Plenum Cable

300 V Foil Shield, Multiconductor, PVC, PVC



UL CL2P
UL CMP
CSA CMP FT6

Operating Temperature

- -5°C to +75°C

Conductor Color Coding

- Chart D2

Materials

- Stranded bare copper conductors
- Plenum-rated PVC insulation
- Foil shield
Aluminum/polyester foil shield,
25% overlap min.
Foil facing outward
- Stranded tinned copper drain wire (see tables for size)
- Slate plenum-rated PVC jacket

Availability

500 ft (152 m)
1000 ft (305 m)

18 AWG (0.82 mm²)

Stranding: 7/0.0152 (7 x 0.39 mm)
Insulation thickness: 0.009 (0.023 mm)
22 AWG (0.35 mm²) drain wire

Part No.	Conductors	Nominal Diameter		Jacket Thickness	
		Inch	mm	Inch	mm
58431	2	0.162	4.11	0.015	0.39
58133	3	0.172	4.37	0.015	0.39
58134	4	0.189	4.80	0.015	0.39
58136	6	0.227	5.77	0.015	0.39

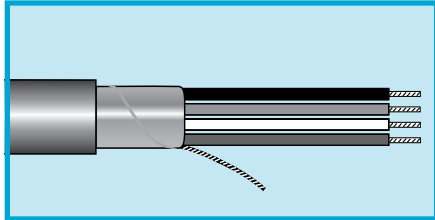
16 AWG (1.31 mm²)

Stranding: 7/0.0192 (7 x 0.49 mm)
Insulation thickness: 0.009 (0.023 mm)
18 AWG (0.82 mm²) drain wire

Part No.	Conductors	Nominal Diameter		Jacket Thickness	
		Inch	mm	Inch	mm
58142	2	0.186	4.72	0.015	0.39
58144	4	0.218	5.54	0.015	0.39

Plenum Cable

300 V Overall Foil Shield, Multiconductor, FEP, FEP



UL CMP
CSA CMP FT6

Operating Temperature

- -80°C to +150°C

Conductor Color Coding

- Chart F

Materials

- Stranded tinned copper conductors
- FEP insulation
- Aluminum/polyester foil shield, 25% overlap min.
Foil facing outward
- Stranded tinned copper drain wire (see tables for size)
- Slate FEP jacket

Availability

100 ft (30.5 m)
500 ft (152 m)
1000 ft (305 m)
Bulk, cut to length
(Minimums may apply)

24 AWG (0.22 mm²)

Stranding: 7/32 (7 x 0.20 mm)
Insulation thickness: 0.006 (0.15 mm)
24 AWG (0.22 mm²) drain wire

Part No.	Conductors	Nominal Diameter		Jacket Thickness	
		Inch	mm	Inch	mm
M64837	2	0.096	2.44	0.010	0.25
M64838	3	0.102	2.59	0.010	0.25
M64839	4	0.111	2.82	0.010	0.25
M64840	5	0.122	3.10	0.010	0.25
M64841	6	0.133	3.38	0.010	0.25
M64842	7	0.133	3.38	0.010	0.25
M64843	8	0.168	4.26	0.012	0.30

22 AWG (0.35 mm²)

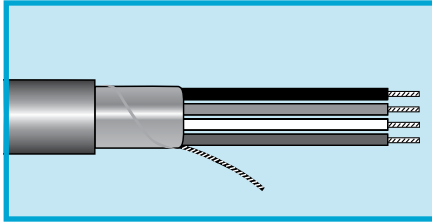
Stranding: 7/30 (7 x 0.25 mm)
Insulation thickness: 0.006 (0.15 mm)
24 AWG (0.22 mm²) drain wire

Part No.	Conductors	Nominal Diameter		Jacket Thickness	
		Inch	mm	Inch	mm
M64800	2	0.108	2.74	0.010	0.25
M64801	3	0.115	2.92	0.010	0.25
M64802	4	0.126	3.20	0.010	0.25
M64803	5	0.138	3.51	0.010	0.25
M64804	6	0.151	3.84	0.010	0.25
M64805	7	0.151	3.84	0.010	0.25
M64806	8	0.168	4.27	0.012	0.30
M64807	9	0.181	4.60	0.012	0.30
M64808	10	0.196	4.98	0.012	0.30
M64809	12	0.203	5.16	0.012	0.30
M64812	15	0.221	5.61	0.012	0.30



Plenum Cable

300 V Overall Foil Shield, Multiconductor, FEP, FEP



UL CMP
CSA CMP FT6

Operating Temperature

- 80°C to +150°C

Conductor Color Coding

- Chart F

Materials

- Stranded tinned copper conductors
- FEP insulation
- Aluminum/polyester foil shield, 25% overlap min.
Foil facing outward
- Stranded tinned copper drain wire (see tables for size)
- Slate FEP jacket

Availability

100 ft (30.5 m)
500 ft (152 m)
1000 ft (305 m)
Bulk, cut to length
(Minimums may apply)

Color Code D

22 AWG (0.35 mm²)

Stranding: 7/30 (7 x 0.25 mm)
Insulation thickness: 0.006 (0.15 mm)
24 AWG (0.22 mm²) drain wire

Part No.	Conductors	Nominal Diameter		Jacket Thickness	
		Inch	mm	Inch	mm
M613226	1	0.118	2.99	0.015	0.38

20 AWG (0.56 mm²)

Stranding: 7/28 (7 x 0.32 mm)
Insulation thickness: 0.006 (0.15 mm)
22 AWG (0.35 mm²) drain wire

Part No.	Conductors	Nominal Diameter		Jacket Thickness	
		Inch	mm	Inch	Mm
M64816	2	0.124	3.15	0.010	0.25
M64817	3	0.132	3.35	0.010	0.25
M64818	4	0.145	3.68	0.010	0.25

Color Code D

18 AWG (0.96 mm²)

Stranding: 19/30 (19 x 0.25 mm)
Insulation thickness: 0.007 (0.18 mm)
20 AWG (0.60 mm²) drain wire

Part No.	Conductors	Nominal Diameter		Jacket Thickness	
		Inch	mm	Inch	mm
M613242	2	0.162	4.11	0.015	0.38

-80°C to +200°C

18 AWG (0.89 mm²)

Stranding: 7/26 (16 x 0.40 mm)
Insulation thickness: 0.009 (0.23 mm)
20 AWG (0.56 mm²) drain wire

Part No.	Conductors	Nominal Diameter		Jacket Thickness	
		Inch	mm	Inch	mm
M64825	2	0.160	4.06	0.010	0.25
M64826	3	0.166	4.22	0.010	0.25
M64827	4	0.188	4.78	0.012	0.30
M64829	6	0.227	5.77	0.012	0.30

-80°C to +200°C

16 AWG (1.43 mm²)

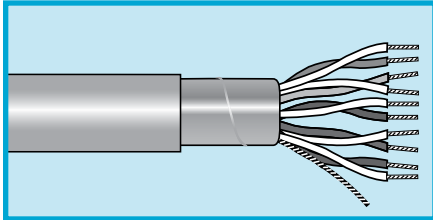
Stranding: 7/24 (7 x 0.51 mm)
Insulation thickness: 0.009 (0.23 mm)
18 AWG (0.89 mm²) drain wire

Part No.	Conductors	Nominal Diameter		Jacket Thickness	
		Inch	mm	Inch	mm
M64834	2	0.180	4.57	0.010	0.25
M64835	3	0.196	4.98	0.012	0.30
M64836	4	0.217	5.51	0.012	0.30



Plenum Cable

300/150 V Foil Shield, Multipair, PVC, PVC



UL CL2P
UL CMP
CSA CMP FT6

Operating Temperature

- -5°C to +75°C

Conductor Color Coding

- Chart A1

Materials

- Stranded bare copper conductors
- Plenum-rated PVC insulation
- Foil shield
- Aluminum/polyester foil shield, 25% overlap min.
Foil facing outward
- Stranded tinned copper drain wire (see tables for size)
- Slate plenum-rated PVC jacket

Availability

500 ft (152 m)
1000 ft (305 m)

24 AWG (0.22 mm²)

Stranding: 7/32 (7 x 0.20 mm)
Insulation thickness: 0.008 (0.020 mm)
24 AWG (0.22 mm²) drain wire

Part No.	Pairs	Nominal Diameter		Jacket Thickness	
		Inch	mm	Inch	mm
57602	2	0.178	4.52	0.015	0.39
57603	3	0.175	4.45	0.015	0.39
57604	4	0.193	4.90	0.015	0.39
57605	5	0.212	5.38	0.015	0.39

22 AWG (0.35 mm²)

Stranding: 7/30 (7 x 0.25 mm)
Insulation thickness: 0.008 (0.020 mm)
24 AWG (0.22 mm²) drain wire

Part No.	Pairs	Nominal Diameter		Jacket Thickness	
		Inch	mm	Inch	mm
58412	2	0.185	4.70	0.015	0.39
58413	3	0.197	5.00	0.015	0.39
58414	4	0.217	5.51	0.015	0.39
58415	5	0.239	6.07	0.015	0.39
58416	6	0.261	6.63	0.015	0.39
57628	8	0.285	7.24	0.015	0.39
58419	9	0.311	7.90	0.016	0.41
58420/19	19	0.418	10.62	0.018	0.46

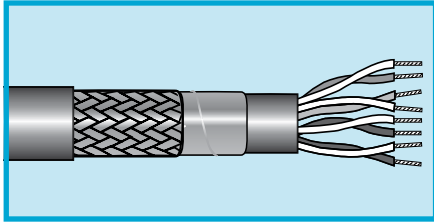
20 AWG (0.35 mm²)

Stranding: 7/0.0121 (7 x 0.31 mm)
Insulation thickness: 0.008 (0.020 mm)
22 AWG (0.35 mm²) drain wire

Part No.	Pairs	Nominal Diameter		Jacket Thickness	
		Inch	mm	Inch	mm
57632	2	0.205	5.21	0.015	0.39
57634	4	0.240	6.10	0.015	0.39
57636	6	0.291	7.39	0.015	0.39

Flex Ethernet Cable

300 V Cat 5e 4-Pair Cable



Capable of handling up to 10 million flex life cycles, Alpha Essentials Flex Ethernet Cat 5e cable provides Ethernet communication with the durability and reliability of Alpha high-performance cable lines, making it a perfect solution for demanding applications.

UL AWM 20626
UL CM
UL VW-1
CSA CM
CSA FT1

Continuous Flex Cycles

- Up to 10 million

Temperature Range

- -40°C to +80°C (static)
- -10°C to +80°C (dynamic)

Pair Color Coding

1. Blue and White/Blue stripe
2. Orange and White/Orange stripe
3. Green and White/Green stripe
4. Brown and White/Brown stripe

Materials

- **Conductors:** Stranded copper alloy
- **Insulation:** Polyolefin Inner
- **Jacket:** TPE, White
- **Shield:** Foil + braid shield Aluminum/polyester foil shield, 25% overlap min. Foil facing outward Tinned copper braid, 85% coverage
- **Outer Jacket:** TPE, Black

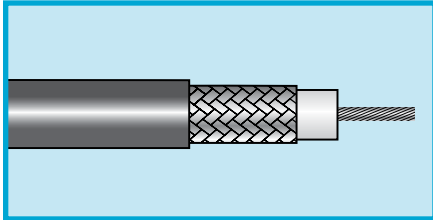
Performance

- ISO/IEC 11801 Category 5e Patch Cable
- ANSI/TIA-568-C.2 Cat 5e Patch Cable
- ICEA 661 Category 5 Patch
- NEMA WC-63.1 Category 5e Patch
- UV resistant
- Fluid resistant
- Suitable for use in NFPA 79 applications

Availability

500 ft (152 m)
1000 ft (305 m)

24 AWG					
Stranding: 7/32 (7 x 0.20 mm) Insulation thickness: 0.008 (0.020 mm)					
Part No.	Pairs	Nominal Diameter		Jacket Thickness	
		Inch	mm	Inch	mm
7602F	4	0.342	8.69	0.030	0.76



Coaxial and Twinax Cable

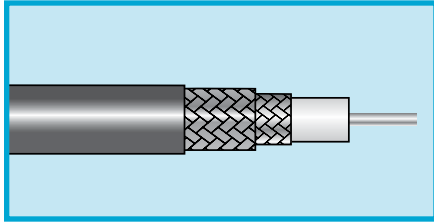
For a complete range of 50-, 75-, 93-, and 100-ohm coaxial and twinaxial, we offer a wide range of insulations and jackets meeting the requirements of military specifications and regulatory agencies such as UL and CSA. For broadcast-quality video transmission, our precision video cables use FEP dielectrics to achieve low capacitance, high

velocities of propagation, and tight tolerances for maximum signal integrity.

Availability

- A. 100 ft (30.5 m)
- B. 500 ft (152 m)
- C. 500 ft (152 m) boxed
- D. 1000 ft (305 m)
- E. 1000 ft (305 m) boxed
- F. 2000 ft (610 m)
- G. Bulk, cut to length
(Minimums may apply)

50-Ohm Transmission and Computer Cables					
RG-55B/U, RG-58/U, RG-58A/U, and RG-58C/U Coaxial Cables					
Part No.	Center Conductor	Dielectric	Shield	Jacket	Electrical
9058	20 AWG (0.48 mm ²) Solid	PE 0.116 (2.95) Dia.	TC Braid 80%	Type I PVC Black 0.195 (4.95) Dia.	Z ₀ = 53 Ω V _p = 66% C = 28.5 pF/ft (93.5 pF/m)
	19/0.0071 (19 x 0.18)				
Specifications: UL AWM 1354, JAN-C-17A/RG-58/U • Availability: D, G					
9058A	20 AWG (0.48 mm ²) Stranded TC	PE 0.116 (2.95) Dia.	TC Braid 95%	Type I PVC Black 0.195 (4.95) Dia.	Z ₀ = 50 Ω V _p = 66% C = 30.8 pF/ft (101.1 pF/m)
	19/0.0071 (19 x 0.18)				
Specifications: JAN-C-17A/RG-58/U Type • Availability: A, B, C, D, E					
9058AC	20 AWG (0.48 mm ²) Stranded TC	PE 0.116 (2.95) Dia.	TC Braid 95%	Type I PVC Black 0.195 (4.95) Dia.	Z ₀ = 50 Ω V _p = 66% C = 30.8 pF/ft (101.1 pF/m)
	19/0.0071 (19 x 0.18)				
Specifications: CL2 • JAN-C-17A/RG-58/U Type • Availability: A, B, D, E					
9058C	20 AWG (0.48 mm ²) Stranded TC	PE 0.116 (2.95) Dia.	TC Braid 95%	Type II PVC Black 0.195 (4.95) Dia.	Z ₀ = 50 Ω V _p = 66% C = 30.8 pF/ft (101.1 pF/m)
	19/0.0071 (19 x 0.18)				
Specifications: CL2 • JAN-C-17A/RG-58/U • Availability: A, B, D, E					
9058X	20 AWG (0.52 mm ²) Solid	PE 0.116 (2.95) Dia.	TC Braid 95%	Type I PVC Black 0.195 (4.95) Dia.	Z ₀ = 50 Ω V _p = 66% C = 28.5 pF/ft (93.5 pF/m)
	19/0.0071 (19 x 0.18)				
Specifications: CL2 • UL AWM 1354, UL CL2 JAN-C-17A/RG-58/U • Availability: A, B, C, D, E					
9158S	20 AWG (0.52 mm ²) Solid	PE 0.116 (2.95) Dia.	TC Braid 95%	FEP Black 0.159 (4.04) Dia.	Z ₀ = 50 Ω V _p = 70% C = 30.0 pF/ft (98.4 pF/m)
	19/0.0071 (19 x 0.18)				
Specifications: UL CL2P, CSA CMP FT6, MIL-DTL-17/28 RG-58/U Type • Availability: B, D					
M4213	20 AWG (0.48 mm ²) Stranded TC	PE 0.116 (2.95) Dia.	TC Braid 94%	Type IIA PVC Black 0.195 (4.95) Dia.	Z ₀ = 50 Ω V _p = 66% C = 30.8 pF/ft (101.1 pF/m)
	19/0.0071 (19 x 0.18)				
Specifications: UL CL2P, CSA CMP FT6, MIL-DTL-17/28 RG-58/U Type • Availability: D, G					
M4219	20 AWG (0.48 mm ²) Stranded TC	PE 0.116 (2.95) Dia.	TC Braid 91%	Type I PVC Black 0.193 (4.90) Dia.	Z ₀ = 50 Ω V _p = 66% C = 30.8 pF/ft (101.1 pF/m)
	19/0.0071 (19 x 0.18)				
Specifications: UL CM, CSA CM, JAN-C-17A/RG-58A/U Type • Availability: A, D, E					
9848	18 AWG (0.82 mm ²) Solid	Foam PE 0.116 (2.95) Dia.	TC Braid 95%	Type I PVC Black 0.203 (5.16) Dia.	Z ₀ = 50 Ω V _p = 78% C = 26.0 pF/ft (85.3 pF/m)
	19/0.0071 (19 x 0.18)				
Specifications: UL AWM 1354, MIL-DTL-17/28 (7 x 0.32)B RG 58/U Type • Availability: A, D, E					

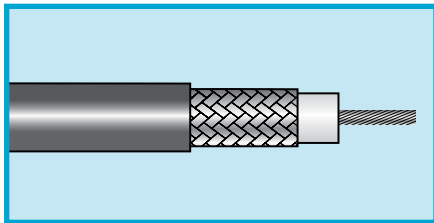


50-Ohm Transmission and Computer Cables

RG-55B/U Coaxial Cables

Part No.	Center Conductor	Dielectric	Shield	Jacket	Electrical
9055B	20 AWG (0.52 mm ²) Solid	PE 0.116 (2.95) Dia.	Double TC Braid 99%	Type I PVC Black 0.201 (5.11) Dia.	Z ₀ = 53.5 Ω V _p = 66% C = 28.8 pF/ft (94.5 pF/m)

Specifications: MIL-DTL-17D/26A RG-55B/U • **Availability:** A, B, D

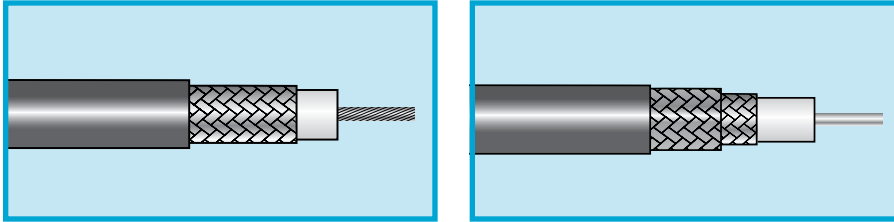


50-Ohm Transmission and Computer Cables

RG-8/U and RG-8A/U Type Coaxial Cables

Part No.	Center Conductor	Dielectric	Shield	Jacket	Electrical
9008	13 AWG (2.90 mm ²) Stranded TC 7/21 (7 x 0.72)	PE 0.285 (7.24) Dia.	BC Braid 94%	Type I PVC Black 0.405 (10.29) Dia.	Z ₀ = 52 Ω V _p = 66% C = 29.5 pF/ft (96.8 pF/m)
Specifications: JAN-C-17A/RG-8/U • Availability: A, B, D					
M4201	13 AWG (2.90 mm ²) Stranded TC 7/21 (7 x 0.724)	PE 0.285 (7.34) Dia.	BC Braid 96%	Type I PVC Black 0.405 (10.29) Dia.	Z ₀ = 51 Ω V _p = 66% C = 28.5 pF/ft (93.5 pF/m)
Specifications: UL AWM 1354, UL CMX, CSA CMX, MIL-DTL-17D/3A RG-8A/U • Availability: D, G					
M4206	11 AWG (2.90 mm ²) Stranded TC 7/19 (7 x 0.912)	Foam PE 0.285 (7.34) Dia.	BC Braid 95%	PVC Black 0.403 (10.24) Dia.	Z ₀ = 50 Ω V _p = 78% C = 26.0 pF/ft (85.3 pF/m)
Specifications: UL AWM 1354, UL CM, CSA CM, MIL-DTL-17/RG-8/U Type • Availability: D, G					



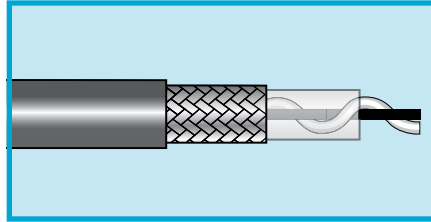
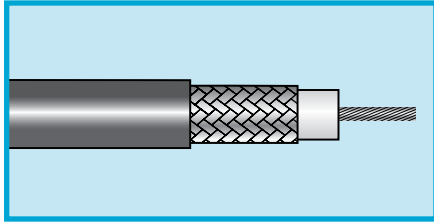


50-Ohm Transmission and Computer Cables

RG-142B/U, RG-174 Type, RG-178B/U, RG-188A/U, RG-196A/U, RG-213 Type, RG-214 Type, RG-217/U, RG-223/U, RG-316/U Coaxial Cables

Part No.	Center Conductor	Dielectric	Shield	Jacket	Electrical
9178B	26 AWG (0.48 mm ²) Stranded TC 7/38 (7 x 0.10)	PTFE 0.034 (0.86) Dia.	SPC Braid 94%	FEP Natural Tan 0.071 (1.80) Dia.	Z ₀ = 50 Ω V _p = 70% C = 29.3 pF/ft (96.1 pF/m)
	Specifications: RG-142B/U, RG-174 Type, RG-178B/U, RG-188A/U, RG-196A/U, RG-213 Type, RG-214 Type, RG-217/U, RG-223/U, RG-316/U Coaxial Cables • Availability: A, B, D, G				
9196A	30 AWG (0.05 mm ²) Stranded TC 7/38 (7 x 0.10)	PTFE 0.034 (0.86) Dia.	SPC Braid 94%	PTFE Tape Natural 0.075 (1.91) Dia.	Z ₀ = 50 Ω V _p = 70% C = 29.3 pF/ft (96.1 pF/m)
	Specifications: RG-142B/U, RG-174 Type, RG-178B/U, RG-188A/U, RG-196A/U, RG-213 Type, RG-214 Type, RG-217/U, RG-223/U, RG-316/U Coaxial Cables • Availability: A, B, D, G				
9174	26 AWG (0.14 mm ²) Stranded TC 7/34 (7 x 0.16)	PE 0.060 (1.52) Dia.	TC Braid 95%	Type 1 PVC Black or Red 0.102 (2.59) Dia.	Z ₀ = 50 Ω V _p = 66% C = 30.8 pF/ft (101.1 pF/m)
	Specifications: UL AWM 1354, MIL-DTL-17D/119F RG-174/U • Availability: D, G				
9188A	25 AWG (0.16 mm ²) Stranded TC 7/0.0067 (7 x 0.17)	PTFE 0.060 (1.52) Dia.	SPC Braid 94%	PTFE Tape White 0.105 (2.67) Dia.	Z ₀ = 50 Ω V _p = 70% C = 29.3 pF/ft (96.1 pF/m)
	Specifications: MIL-DTL-17/69B RG-188A/U • Availability: A, B, D, G				
9136	25 AWG (0.16 mm ²) Stranded TC 7/0.0067 (7 x 0.17)	PTFE 0.060 (1.52) Dia.	SPC Braid 94%	FEP Natural Tan 0.098 (2.49) Dia.	Z ₀ = 50 Ω V _p = 70% C = 29.3 pF/ft (96.1 pF/m)
	Specifications: AWM 1971, CSA CMX FT4, MIL-DTL-17 M17/113 RG-316 • Availability: D, G				
9223	19 AWG (0.62 mm ²) Solid	PE 0.116 (2.95) Dia.	Double SPC Braid 95%	Type II PVC Black 0.212 (5.38) Dia.	Z ₀ = 50 Ω V _p = 66% C = 30.8 pF/ft (101.1 pF/m)
	Specifications: MIL-DTL-17D/84B RG-223/U • Availability: D, G				
M4251	19 AWG (0.69 mm ²) Solid	PTFE 0.116 (2.95) Dia.	Double SPC Braid 95%	FEP Natural Tan 0.195 (4.95) Dia.	Z ₀ = 50 Ω V _p = 70% C = 29.0 pF/ft (95.1 pF/m)
	Specifications: MIL-DTL-17/RG-142B/U • Availability: A, B, D, G				
9213	13 AWG (3.11 mm ²) Stranded TC 7/0.0296 (7 x 0.75)	PE 0.285 (7.24) Dia.	BC Braid 96%	Type IIA PVC Black 0.405 (10.29) Dia.	Z ₀ = 50 Ω V _p = 66% C = 30.8 pF/ft (101.1 pF/m)
	Specifications: MIL-DTL-17/74A RG-213 Type • Availability: D, G				
9214	13 AWG (3.11 mm ²) Stranded TC 7/0.0296 (7 x 0.75)	PE 0.285 (7.34) Dia.	Double SPC Braid 95%	Type IIA PVC Black 0.425 (10.80) Dia.	Z ₀ = 50 Ω V _p = 66% C = 30.8 pF/ft (101.1 pF/m)
	Specifications: AWM 1354, MIL-DTL-17/75D RG-214/U • Availability: A, B, D, G				
9217	10 AWG (5.70 mm ²) Solid	PE 0.370 (9.40) Dia.	Double BC Braid 95%	Type IIA PVC Black 0.545 (13.84) Dia.	Z ₀ = 50 Ω V _p = 66% C = 30.8 pF/ft (101.1 pF/m)
	Specifications: MIL-DTL-17D/78A RG-217/U • Availability: A, B, D, G				



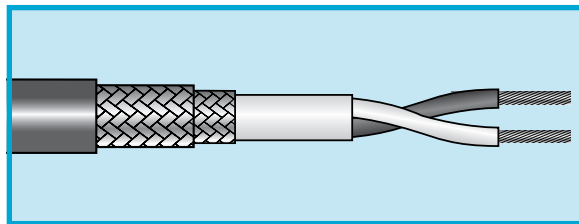
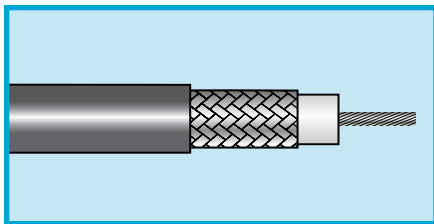


93-Ohm Coaxial Cables

RG-62A/U, RG-22B/U Coaxial Cables

Part No.	Center Conductor	Dielectric	Shield	Jacket	Electrical
9062A	22 AWG (0.32 mm ²) Solid	Semisolid PE 0.146 (3.71) Dia.	BC Braid 95%	Type IIA PVC Black 0.242 (6.15) Dia.	Z ₀ = 93 Ω V _p = 83% C = 13.5 pF/ft (44.3 pF/m)
Specifications: UL AWM 1478, MIL-DTL-17/30B RG-62A/U • Availability: A, B, D, E, F					
9062AC	22 AWG (0.32 mm ²) Solid	Semisolid PE 0.146 (3.71) Dia.	BC Braid 95%	Type IIA PVC Black* 0.242 (6.15) Dia.	Z ₀ = 93 Ω V _p = 83% C = 13.5 pF/ft (44.3 pF/m)
Specifications: UL AWM 1478, UL CL2, CSA CMH, MIL-DTL-17/30B RG-62A/U • Availability: A, B, D, E, F					
M4276	22 AWG (0.32 mm ²) Solid	Semisolid PE 0.146 (3.71) Dia.	BC Braid 95%	Type IIA PVC Black 0.239 (6.07) Dia.	Z ₀ = 93 Ω V _p = 83% C = 13.5 pF/ft (44.3 pF/m)
Specifications: UL AWM 1478, UL CL2, UL CM, CSA CM, MIL-DTL-17/RG-62A/U Type • Availability: A, B, D, G					

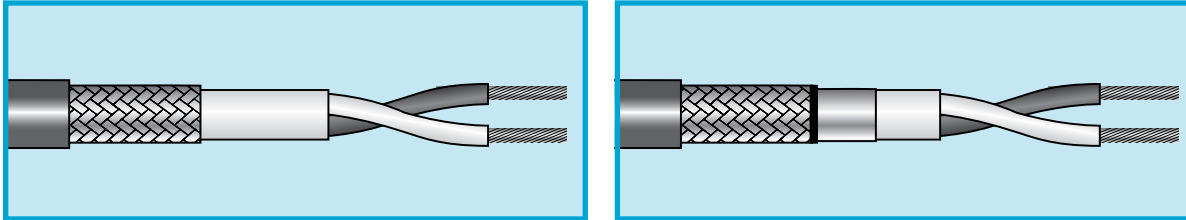
*Also available in white, green, blue, orange, yellow, and slate.



95-Ohm Coaxial Cables

RG-180B/U Coaxial, RG-22B/U Twinax Cables

Part No.	Center Conductor	Dielectric	Shield	Jacket	Electrical
9180B	30 AWG (0.05 mm ²) Stranded TC 7/38 (7 x 0.10)	PTFE 0.102 (2.59) Dia.	SPC Braid 91%	FEP Natural Tan 0.141 (3.58) Dia.	Z ₀ = 95 Ω V _p = 70% C = 15.4 pF/ft (50.5 pF/m)
Specifications: MIL-DTL-17/RG-180B/U • Availability: A, B, D, G					

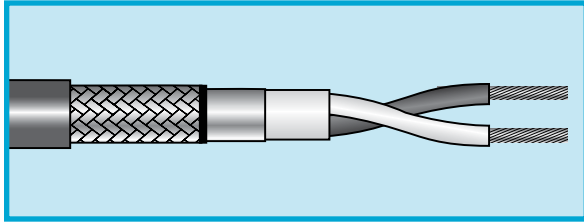


Twinax Cables					
78-Ohm Twinax Cables					
Part No.	Center Conductor	Dielectric	Shield	Jacket	Electrical
9888C	22 AWG (0.35 mm ²) Stranded TC 7/30 (7 x 0.25)	HDPE 0.056 (1.42) Dia.	TC Braid 85%	PVC Apple Smoke Slate 0.184 (4.67) Dia.	Z ₀ = 78 Ω V _p = 66% C = 19.7 pF/ft (64.6 pF/m)
Specifications: UL AWM 2726, UL CM, CSA CMG FT4 • Availability: D, E					
9108	20 AWG (0.56 mm ²) Stranded TC 7/28 (7 x 0.32)	FEP 0.074 (1.88) Dia.	TC Braid 95%	FEP Blue 0.198 (5.03) Dia.	Z ₀ = 78 Ω V _p = 69.5% C = 18.4 pF/ft (60.4 pF/m)
Specifications: UL CMP, CSA CMP • Availability: B, D					
M4154	20 AWG (0.56 mm ²) Stranded TC 7/28 (7 x 0.32)	PE 0.076 (1.93) Dia.	A/P Tape TC Braid 55%	PVC Blue 0.238 (6.05) Dia.	Z ₀ = 78 Ω V _p = 66% C = 19.7 pF/ft (64.6 pF/m)
Specifications: UL AWM 2464, UL CM, CSA CM • Availability: A, B, D, G					
M4220	20 AWG (0.56 mm ²) Stranded TC 7/28 (7 x 0.32)	PE 0.079 (2.01) Dia.	A/P/A Tape TC Braid* 85%	PVC Blue 0.235 (5.97) Dia.	Z ₀ = 78 Ω V _p = 66% C = 19.7 pF/ft (64.6 pF/m)
Specifications: MIL-DTL-17/RG-108 Type • Availability: A, B, D, G					

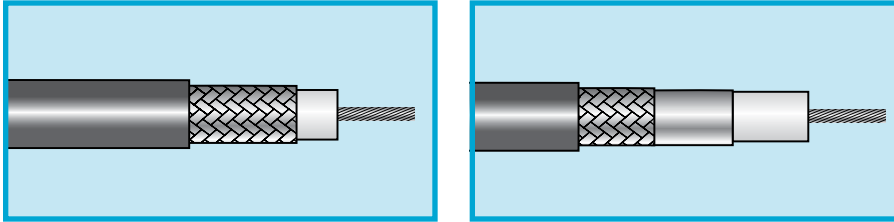
*For identification, one conductor includes a bare copper strand Type IIA.

Twinax Cables					
100-Ohm Twinax Cables					
Part No.	Center Conductor	Dielectric	Shield	Jacket	Electrical
9888C	20 AWG (0.56 mm ²) Stranded TC 7/28 (7 x 0.32)	FEP 0.072 (1.83) Dia.	TC Braid 95%	PVFD Slate 0.252 (6.40) Dia.	Z ₀ = 100 Ω V _p = 69% C = 13.3 pF/ft (43.6 pF/m)
Specifications: UL CMP, UL CL2P, CSA CMP • Availability: D					
9817	20 AWG (0.56 mm ²) Stranded TC 7/28 (7 x 0.32)	PE 0.083 (2.11) Dia.	TC Braid 85%	PVC Black 0.330 (8.38) Dia.	Z ₀ = 100 Ω V _p = 66% C = 14.5 pF/ft (47.6 pF/m)
Specifications: UL AWM 2498 • Availability: A, B, D					
M4271	20 AWG (0.56 mm ²) Stranded TC 7/28 (7 x 0.32)	PE 0.083 (2.11) Dia.	A/P/A Tape TC Braid 85%	PVC Black 0.330 (8.38) Dia.	Z ₀ = 100 Ω V _p = 66% C = 14.5 pF/ft (47.6 pF/m)
Specifications: UL CMG, UL CL2, CSA CMG • Availability: A, B, D, G					

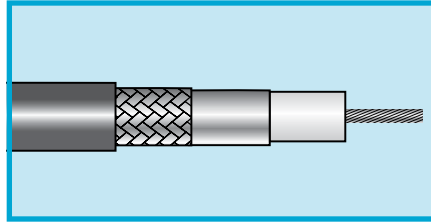
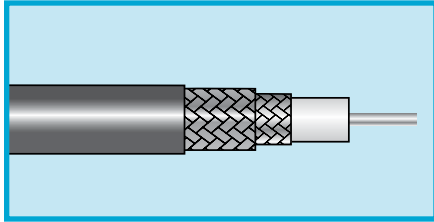




Twinax Cables					
124- and 150-Ohm Twinax Cables					
Part No.	Center Conductor	Dielectric	Shield	Jacket	Electrical
9823	22 AWG (0.38 mm ²) Stranded TC 19/34 (19 x 0.16)	Foam PE 0.120 (3.05) Dia.	A/P/A Tape	PVC Black 0.329 (8.36) Dia.	Z ₀ = 150 Ω V _p = 78% C = 8.8 pF/ft (28.9 pF/m)
Specifications: UL AWM 2668 • Availability: A, B, D, G					
M4158	16 AWG (1.31 mm ²) Solid	Foam PE 0.161 (4.09) Dia.	A/P/A Tape TC Braid 90%	PVC Black 0.440 (11.18) Dia.	Z ₀ = 124 Ω V _p = 78% C = 10.9 pF/ft (35.8 pF/m)
Specifications: UL AWM 2448, UL CMX, CSA CMX • Availability: A, B, D, G					



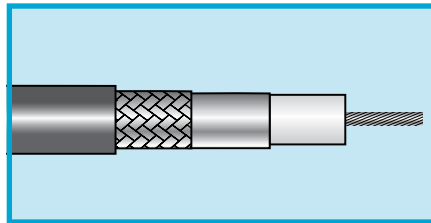
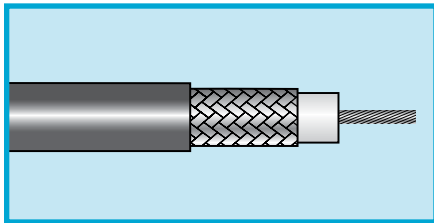
75-Ohm Video Cables					
RG-59/U, RG-59B/U Coaxial Cables					
Part No.	Center Conductor	Dielectric	Shield	Jacket	Electrical
9059B	23 AWG (0.26 mm ²) Solid	PE 0.146 (3.71) Dia.	BC Braid 94%	Type IIA PVC Black 0.242 (6.15) Dia.	Z ₀ = 75 Ω V _p = 66% C = 20.5 pF/ft (67.3 pF/m)
Specifications: UL CL2X, CSA CMH FT1, MIL-DTL-17D/29B RG-59B/U • Availability: A, B, C, D, E					
9159	23 AWG (0.26 mm ²) Solid	FEP 0.132 (3.35) Dia.	BC Braid 95%	PVDF Black 0.190 (4.83) Dia.	Z ₀ = 75 Ω V _p = 66% C = 19.5 pF/ft (64.0 pF/m)
Specifications: UL CL2P, UL CMP, CSA CMP FT6, MIL-DTL-17/RG-59B/U Type • Availability: D					
9810	23 AWG (0.26 mm ²) Solid	PE 0.146 (3.71) Dia.	A/P/A Tape BC Braid 95%	Type IIIA Black 0.220 (5.59) Dia.	Z ₀ = 75 Ω V _p = 66% C = 21 pF/ft (68.9 pF/m)
Specifications: MIL-DTL-17/RG-59B/U Type • Availability: A, D					
M4223	23 AWG (0.26 mm ²) Solid	PE 0.146 (3.71) Dia.	BC Braid 94%	Type IIA Black 0.241 (6.12) Dia.	Z ₀ = 75 Ω V _p = 66% C = 20.5 pF/ft (67.3 pF/m)
Specifications: UL AWM 1354, UL CMX, CSA CMX, MIL-DTL-17D/29B RG-59B/U • Availability: A, B, D					
9059	22 AWG (0.32 mm ²) Solid	PE 0.146 (3.71) Dia.	BC Braid 95%	Type I PVC Black, White, Slate 0.242 (6.15) Dia.	Z ₀ = 73 Ω V _p = 66% C = 21.0 pF/ft (68.9 pF/m)
Specifications: UL AWM 1354, JAN-C-17A/RG-59/U • Availability: A, B, D					
9059C	22 AWG (0.32 mm ²) Solid	PE 0.146 (3.71) Dia.	BC Braid 85%	Type I PVC Black, White, Slate 0.242 (6.15) Dia.	Z ₀ = 73 Ω V _p = 66% C = 21.0 pF/ft (68.9 pF/m)
Specifications: UL AWM 1354, UL CL2, CSA CMG FT4, JAN-C-17A/RG-59/U • Availability: A, B, C, D, E					
9830	22 AWG (0.32 mm ²) Solid	PE 0.146 (3.71) Dia.	BC Braid 94%	Type I PVC Black, White, Slate 0.242 (6.15) Dia.	Z ₀ = 75 Ω V _p = 66% C = 21.5 pF/ft (70.5 pF/m)
Specifications: UL AWM 1354, UL CMX, CSA CMX, JAN-C-17A/RG-59/U • Availability: A, B, D					
M4237	22 AWG (0.35 mm ²) Stranded TC 7/30 (7 x 0.25)	Foam PE 0.146 (3.71) Dia.	BC Braid 95%	Type I PVC Black 0.240 (6.10) Dia.	Z ₀ = 75 Ω V _p = 78.0% C = 17.3 pF/ft (56.8 pF/m)
Specifications: UL AWM 1354, UL CM, CSA CMX, JAN-C-17A/RG-59/U • Availability: A, B, D					
9102	20 AWG (0.52 mm ²) Solid	Foam FEP 0.140 (3.56) Dia.	A/P/A Tape TC Braid 94%	PVDF Black 0.212 (5.38) Dia.	Z ₀ = 75 Ω V _p = 82.0% C = 16.5 pF/ft (54.1 pF/m)
Specifications: UL CMP, UL CL2P, CSA CMP FT6, MIL-DTL-17/RG-59U Type • Availability: B, D					



75-Ohm Video Cables

RG-6U Type, RG-6A/U Type

Part No.	Center Conductor	Dielectric	Shield	Jacket	Electrical
9104	18 AWG (0.82 mm ²) Solid	Foam FEP 0.170 (4.32) Dia.	A/P Tape TC Braid 95%	PVFD Black 0.232 (5.89) Dia.	Z ₀ = 75 Ω V _p = 82% C = 16.5 pF/ft (54.1 pF/m)
Specifications: UL CMP, UL/CATVP, CSA CMP FT6, MIL-DTL-17/RG-6U Type • Availability: B, D					
M4182	18 AWG (0.82 mm ²) Solid	Foam PE 0.180 (4.57) Dia.	A/P/A Tape TC Braid 60%	Type I PVC Black 0.270 (6.86) Dia.	Z ₀ = 75 Ω V _p = 82% C = 16.2 pF/ft (53.1 pF/m)
Specifications: UL AWM 1354, UL CM, CSA CM, MIL-DTL-17/ RG 6/U Type • Availability: A, B, D					

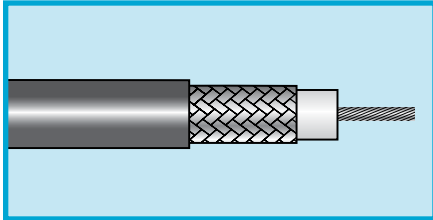


75-Ohm Video Cables

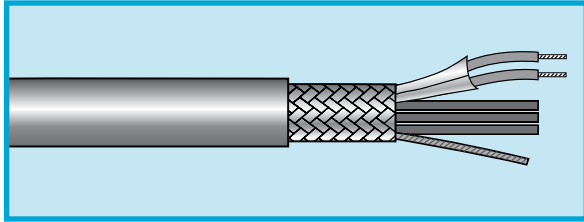
RG-11/U, RG-11/U Type, RG-11A/U

Part No.	Center Conductor	Dielectric	Shield	Jacket	Electrical
9011A	18 AWG (0.89 mm ²) Stranded TC 7/26 (7 x 0.40)	PE 0.285 (7.24) Dia.	A/P Tape BC Braid 95%	Type IIA PVC Black 0.405 (10.29) Dia.	Z ₀ = 75 Ω V _p = 66% C = 20.5 pF/ft (67.3 pF/m)
Specifications: UL CL2X, CSA CMH FT1, MIL-DTL-17D/6B RG 11A/U • Availability: A, B, D					
M4208	14 AWG (2.08 mm ²) Solid	Foam PE 0.285 (7.24) Dia.	A/P Tape BC Braid 95%	PE Black 0.405 (10.29) Dia.	Z ₀ = 75 Ω V _p = 84% C = 16.1 pF/ft (52.8 pF/m)
Specifications: MIL-DTL-17/RG-11A/U Type • Availability: A, B, D					





75-Ohm Video Cables					
RG-179B/U and RG-187A/U Coaxial Cables					
Part No.	Center Conductor	Dielectric	Shield	Jacket	Electrical
9179B	130 AWG (0.05 mm ²) Stranded TC 7/38 (7 x 0.10)	PTFE 0.063 (1.60) Dia.	A/P Tape BC Braid 95%	FEP Natural Tan 0.100 (2.54) Dia.	Z ₀ = 75 Ω V _p = 70% C = 19.5 pF/ft (64.0 pF/m)
Specifications: MIL-DTL-17/RG-179B/U • Availability: A, B, D, G					
9187A	30 AWG (0.05 mm ²) Stranded TC 7/38 (7 x 0.10)	PTFE 0.063 (1.60) Dia.	A/P Tape BC Braid 95%	PTFE Tape Natural 0.105 (2.67) Dia.	Z ₀ = 75 Ω V _p = 70% C = 19.5 pF/ft (64.0 pF/m)
Specifications: MIL-DTL-17/RG-187A/U • Availability: A, B, D, G					



Ethernet Transceiver Cables					
Part No.	Conductors (3 Data Pairs and 1 Power Pair)	Dielectric	Shield	Jacket	Electrical
9852C	Data: 22 AWG (0.35 mm ²) Stranded TC 7/30 (7 x 0.25)	Foam HDPE 0.064 (1.63) Dia.	A/P (pairs) A/P/A (overall) TC Braid, 95%	Slate PVC 0.375 (9.53) Dia.	Z ₀ = 78 Ω V ₀ = 78% C _p = 16.7 pF/ft (54.8 pF/m)
	Power: 20 AWG (0.56 mm ²) Stranded TC 7/28 (7 x 0.32)	SR-PVC 0.058 (1.47) Dia.			
Specifications: UL AWM 2919, UL CM, CSA CMG FT4 • Availability: D					
9853C	Data: 20 AWG (0.56 mm ²) Stranded TC 7/28 (7 x 0.32)	Foam HDPE 0.077 (1.96) Dia.	A/P (pairs) A/P/A (overall) TC Braid, 95%	Slate PVC 0.401 (10.19) Dia.	Z ₀ = 78 Ω V ₀ = 78% C _p = 16.7 pF/ft (54.8 pF/m)
	Power: 20 AWG (0.56 mm ²) Stranded TC 7/28 (7 x 0.32)	SR-PVC 0.058 (1.47) Dia.			
Specifications: UL AWM 2919, UL CM, CSA CMG FT4 • Availability: D					
9854C	Data: 28 AWG (0.08 mm ²) Stranded TC 7/36 (7 x 0.12)	PP 0.033 (0.84) Dia.	A/P (pairs) A/P/A (overall) TC Braid, 90%	Slate PVC 0.250 (6.35) Dia.	Z ₀ = 78 Ω V ₀ = 66% C _p = 19.7 pF/ft (64.6 pF/m)
	Power: 24 AWG (0.23 mm ²) Stranded TC 7/32 (7 x 0.20)	SR-PVC 0.044 (1.12) Dia.			
Specifications: UL AWM 2919, UL CM, CSA CMG FT4 • Availability: D					

Key to Abbreviations

A/P	Aluminum/polyester
A/P/A	Aluminum/polyester/aluminum
BC	Bare copper
BCW	Bare copper-coated steel
FEP	Fluorinated ethylene propylene
HDPE	High-density polyethylene
PE	Polyethylene
PP	Polypropylene
PTFE	Polytetrafluoroethylene
PVC	Polyvinyl chloride
PVDF	Polyvinylidene fluoride
SCW	Silver-coated, copper-coated steel
SPC	Silver-plated copper
SR-PVC	Semirigid PVC
TC	Tinned copper

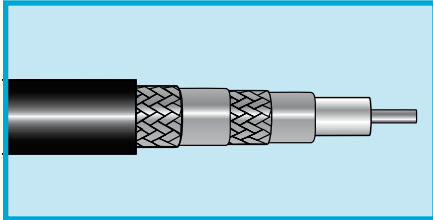
Color Coding

Conductor	Color Code	
	9852C, 9853C	9854C
Data 1	Green-Blue	White-Gray
Data 2	Yellow-Orange	Yellow-Orange
Data 3	White-Brown	Green-Blue
Power	Blue-Red	Black-Red



Data and Bus Cable

300 V, RG-6/U Coaxial Cable,
Double Braid and Foil Shielded
Control Net



UL CL2R
UL CMR
CSA CMG FT4

Operating Temperature

- -30°C to +75°C

Materials

- Solid bare Copperweld conductor
- Foam polyethylene insulation
- Shielding: double braid and foil
Foil + 60% aluminum braid +
foil + 40% aluminum braid
- Black PVC jacket

Features

- UL Sunlight Resistant
- 75-ohm nominal impedance
- 82% velocity of propagation
- 16.2 pF/ft (53.1 pF/m) nominal capacitance

Availability

100 ft (30.5 m)
500 ft (152 m)
1000 ft (305 m)

FIT® Tubing Recommendations

- FIT-221: General-purpose, cross-linked polyolefin
- FIT-321: Medium-wall, adhesive-lined, cross-linked polyolefin

Part No.	Nominal Diameter		Center Conductor		Nominal Impedance (ohms)
	Inch	mm	AWG	mm ²	
6458	0.298	7.57	18	0.82	75

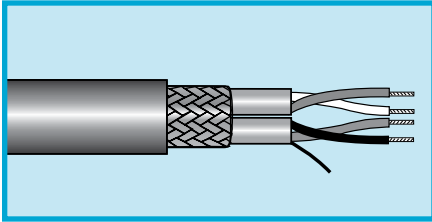
Frequency (MHz)	Nominal Attenuation	
	Attenuation, Nom.	
	dB/100 ft	dB/100 m
1	0.35	1.1
2	0.38	1.2
5	0.45	1.5
10	0.59	1.9
20	0.86	2.8
50	1.37	4.5
100	1.97	6.5
200	2.82	9.3
300	3.48	11.4
400	4.04	13.3



Data and Bus Cable

300 V Power and Data, Class 2,
ODVA Thick and Thin Trunks

Device Net



Part No.	Type	Pairs	Nominal Diameter	
			Inch	mm
6451	Thick	1 Power: 15 AWG (1.75 mm ²), 19/0.0135 (19 x 0.35 mm) stranding 1 Data: 18 AWG (0.96 mm ²), 19/30 (19 x 0.25 mm) stranding	0.480	12.19
6452	Thin	1 Power: 22 AWG (0.38 mm ²), 19/34 (19 x 0.16 mm) stranding 1 Data: 24 AWG (0.24 mm ²), 19/36 (19 x 0.13 mm) stranding	0.280	7.11

UL CMG

UL PLTC-ER (Thick)

UL CL2 (Thin)

CSA CMG FT4

CSA AWM I/II A/B FT4

Operating Temperature

- -20°C to +75°C (static)
- 0°C to +80°C (dynamic)

Conductor Color Coding

- Black-Red power
- Blue-White data

Materials

- Tinned copper conductors
- Each pair individually foil shielded
- PVC insulation (power pair)
- Foam HDPE insulation (data pair)
- 65% tinned copper braid overall
- Slate PVC jacket

Features

- Oil resistant
- UL Sunlight Resistant
- 120-ohm nominal impedance (data pair)
- Compliant with Allen-Bradley part numbers 1485 CPI-A and 1485 CPI-C

Availability

100 ft (30.5 m)
500 ft (152 m)
1000 ft (305 m)

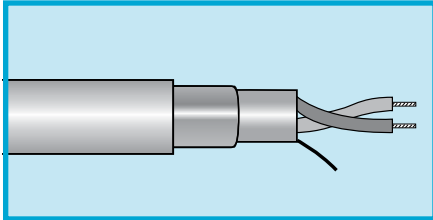
FIT® Tubing Recommendations

- FIT-221: General-purpose, cross-linked polyolefin
- FIT-321: Medium-wall, adhesive-lined, cross-linked polyolefin



Data and Bus Cable

300 V Single-Pair Cable, Fieldbus Types A and B Fieldbus



Part No.	Fieldbus Type	Pairs	Conductor		Stranding		Nominal Diameter	
			AWG	mm ²	AWG	mm	Inch	mm
6459	A	1	18	0.90	7/26	7 x 0.40	0.253	6.43
6460	B	1	22	0.33	7/0.0096	7 x 0.24	0.196	4.97

UL PLTC-ER
UL CM
UL ITC
CSA CM

Operating Temperature

- -30°C to +105°C

Conductor Color Coding

- Blue-Orange

Materials

- Tinned copper conductors
- Polyolefin insulation
- Foil shield
- Orange PVC jacket

Features

- UL Sunlight Resistant
- 100-ohm nominal impedance

Availability

100 ft (30.5 m)
500 ft (152 m)
1000 ft (305 m)

FIT® Tubing Recommendations

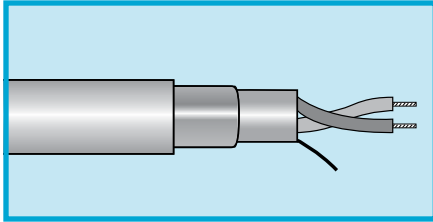
- FIT-221: General-purpose, cross-linked polyolefin
- FIT-321: Medium-wall, adhesive-lined, cross-linked polyolefin



Data and Bus Cable

300 V Single-Pair Cable

High-Speed Fieldbus



Part No.	Pairs	Conductor		Stranding		Nominal Diameter	
		AWG	mm ²	AWG	mm	Inch	mm
6461	1	22	0.35	7/30	7 x 0.25	0.351	8.92

UL PLTC

UL CM

CSA CM

Operating Temperature

- -40°C to +75°C

Conductor Color Coding

- Blue-Orange

Materials

- Tinned copper conductors
- Foam high-density polyethylene insulation
- Foil shield
- Orange PVC jacket

Features

- UL Sunlight Resistant
- 150-ohm nominal impedance

Availability

100 ft (30.5 m)

500 ft (152 m)

1000 ft (305 m)

FIT® Tubing Recommendations

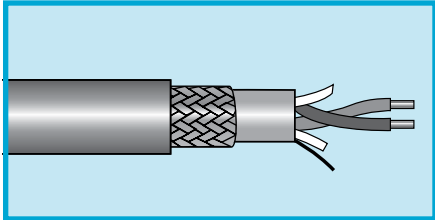
- FIT-221: General-purpose, cross-linked polyolefin
- FIT-321: Medium-wall, adhesive-lined, cross-linked polyolefin



Data and Bus Cable

300 V Single-Pair Cable

PROFIBUS-DP



Part No.	Pairs	Conductor		Stranding		Nominal Diameter	
		AWG	mm ²	AWG	mm	Inch	mm
6462	1	22	0.32	Solid		0.315	8.00
6463	1	22	0.35	7/30	7 x 0.25	0.315	8.00

UL AWM 20201 (6462 only)

UL PLTC

UL CMG

CSA CMG FT4

Operating Temperature

- -30°C to +75°C (PLTC, CMG)
- -30°C to +60°C (AWM)

Conductor Color Coding

- Red-Green

Materials

- Tinned solid or stranded copper conductors
- Foam high-density polyethylene insulation
- Foil + 65% tinned copper braid shield
- Purple PVC jacket

Features

- UL Sunlight Resistant
- 150-ohm nominal impedance

Availability

100 ft (30.5 m)

500 ft (152 m)

1000 ft (305 m)

FIT® Tubing Recommendations

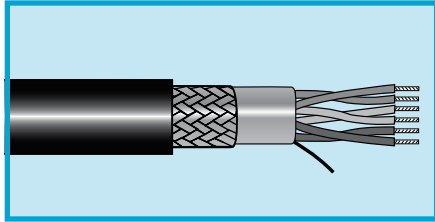
- FIT-221: General-purpose, cross-linked polyolefin
- FIT-321: Medium-wall, adhesive-lined, cross-linked polyolefin



Data and Bus Cable

300 V Foil + Braid, Multipair

RS-485



UL CM, CMG
UL TC, PLTC
CSA CM, CMG FT1

Operating Temperature

- -20°C to +60°C

Conductor Color Coding

- Chart M, except 6454

Materials

- Tinned copper conductors
- Foam high-density polyethylene insulation
- Foil + 65% tinned copper braid shield
- Black PVC jacket

Features

- UL Sunlight Resistant
- 120-ohm nominal impedance

Availability

100 ft (30.5 m)
500 ft (152 m)
1000 ft (305 m)

FIT® Tubing Recommendations

- FIT-221: General-purpose, cross-linked polyolefin
- FIT-321: Medium-wall, adhesive-lined, cross-linked polyolefin

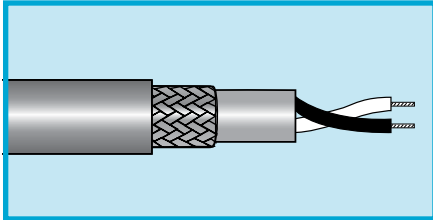
22 AWG (0.35 mm ²)							
Stranding: 7/30 (7 x 0.25 mm)							
Part No.	Pairs	Nominal Diameter		Insulation Thickness		Jacket Thickness	
		Inch	mm	Inch	mm	Inch	mm
6453	1	0.284	7.21	0.028	0.71	0.042	1.07
6454*	1.5	0.300	7.62	0.032	0.81	0.042	1.07
6455	2	0.408	10.36	0.024	0.61	0.053	1.35
6456	3	0.414	10.52	0.022	0.56	0.053	1.35
6457	4	0.448	11.38	0.022	0.56	0.053	1.35

*Conductor color coding: White/Orange-Orange/White pair, White-Blue single conductor.

Data and Bus Cable

600 V Foil + Braid Shield, Single Pair

Industrial Twinax



Part No.	Pairs	Conductor		Stranding		Nominal Diameter	
		AWG	mm ²	AWG	mm	Inch	mm
6450	1	18	0.90	7/26	7 x 0.40	0.324	8.23

UL TC, PLTC, ITC

UL CMG

CSA CMG FT4

Operating Temperature

- -40°C to +75°C

Conductor Color Coding

- Blue-White

Materials

- Tinned stranded copper conductors
- Flame-resistant polypropylene insulation
- Foil + 55% tinned copper braid shield
- Blue PVC jacket

Features

- UL Sunlight Resistant
- 78-ohm nominal impedance
- Meets the requirements of Allen-Bradley Data Highway Networks

Availability

100 ft (30.5 m)

500 ft (152 m)

1000 ft (305 m)

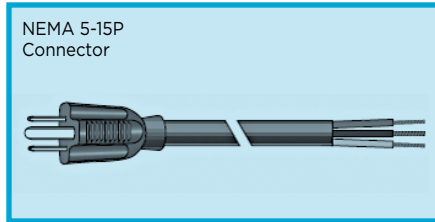
FIT® Tubing Recommendations

- FIT-221: General-purpose, cross-linked polyolefin
- FIT-321: Medium-wall, adhesive-lined, cross-linked polyolefin



Cordsets

125 V Power Cords, 3-Conductor



SJ, SJT, SVT
UL 62 and 817
CSA C22.2 No. 21 and 49

Operating Temperature

- 20°C to +60°C

Conductor Color Coding

- Black, White, Green or Green/Yellow (NEC)
- Blue, Brown, Green/Yellow (ICC)

Materials

- Stranded bare copper conductors
- PVC or rubber insulation
- Aluminum/polyester foil shield (where specified)
Foil facing inward
22 AWG (0.35 mm²) tinned copper drain wire
- Black PVC, rubber, or neoprene jacket (Slate where marked)

Availability

25-piece packages
(Minimums may apply)

Rubber Jacket, Rubber Insulation, Unshielded, SJ
Leads: Jacket Stripped 1.5" (38 mm). Leads Stripped 5/8" (16 mm)


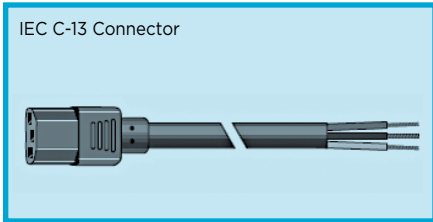
Part No.	Cord Length		Wire Size		Stranding		Nominal Diameter		Power Rating	
	Ft	m	AWG	mm ²	AWG	mm	Inch	mm	Watts	Amps
616	9' 0"	2.7	18	0.81	16/30	16 x 0.25	0.320	8.13	1250	10
784	12' 0"	3.7	16	1.31	26/30	26 x 0.25	0.340	8.64	1625	13
788	9' 0"	2.7	14	2.08	41/30	41 x 0.25	0.380	9.65	1875	15

Rubber Jacket, Rubber Insulation, Unshielded, SV
Leads: Jacket Stripped 1.5" (38 mm). Leads Stripped 5/8" (16 mm)

Part No.	Cord Length		Wire Size		Stranding		Nominal Diameter		Power Rating	
	Ft	m	AWG	mm ²	AWG	mm	Inch	mm	Watts	Amps
776	8' 0"	2.4	18	0.82	41/34	41 x 0.16	0.260	6.60	1250	10

Cordsets

125 V Electronic Line Cords 3-Conductor



SJT, SVT
UL 62 and 817
CSA C22.2 No. 21 and 49

Operating Temperature

- 20°C to +60°C

Conductor Color Coding

- Blue, Brown, Green/Yellow (ICC)

Materials

- Stranded bare copper conductors
- PVC insulation

- Aluminum/polyester foil shield (where specified)
Foil facing inward
20 AWG (0.56 mm²) tinned copper drain wire
- PVC jacket, black (slate where marked)

Availability

25-piece packages
(Minimums may apply)

PVC, Unshielded, Type SJT

Leads: Jacket Stripped 1.5" (38 mm). Leads Stripped 5/8" (16 mm)

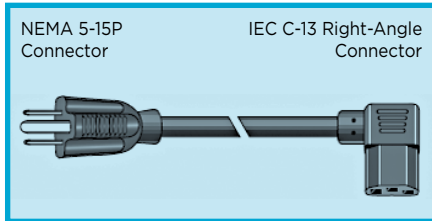
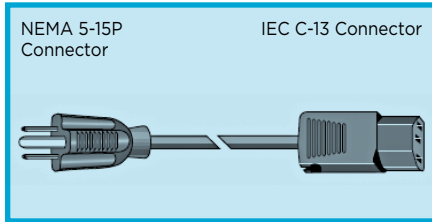
Part No.	Cord Length		Wire Size		Stranding		Nominal Diameter		Power Rating	
	Ft	m	AWG	mm ²	AWG	mm	Inch	mm	Watts	Amps
511	6' 7"	2	18	0.82	41/34	41 x 0.16	0.300	7.62	1250	10
512	9' 10"	3	18	0.82	41/34	41 x 0.16	0.300	7.72	1250	10
513	6' 7"	2	16	1.32	65/34	65 x 0.16	0.331	8.41	1625	13

PVC, Shielded, Right Angle, Type SJT

Leads: Jacket Stripped 1.5" (38 mm). Leads Stripped 5/8" (16 mm)

Part No.	Cord Length		Wire Size		Stranding		Nominal Diameter		Power Rating	
	Ft	m	AWG	mm ²	AWG	mm	Inch	mm	Watts	Amps
521F	6' 7"	2	14	2.08	41/30	41 x 0.25	0.380	9.65	1825	15





SJT, SVT
UL 62 and 817
CSA C22.2 No. 21 and 49

Operating Temperature

- -20°C to +60°C

Conductor Color Coding

- Blue, Brown, Green/Yellow (ICC)
- Black, White, Green or Green/Yellow (NEC)

Materials

- Stranded bare copper conductors
- PVC insulation
- Aluminum/polyester foil shield
Foil facing inward
Tinned copper drain wire (see tables for size)
- Black PVC jacket

Availability

25-piece packages
 B suffix = 100-piece packages
 (Minimums may apply)

Unshielded, Straight, Types SVT and SJT

Part No.	Cord Length		Wire Size		Stranding		Nominal Diameter		Power Rating		Color Code	
	25 pc	100 pc	Ft	m	AWG	mm ²	AWG	mm	Inch	mm		Watts
Type SVT												
—	545B	7' 5"	2.3	18	0.82	41/34	41 x 0.16	0.250	6.35	1250	10	NEC
535	—	7' 5"	2.3	18	0.82	41/34	41 x 0.16	0.250	6.35	1250	10	NEC
Type SJT												
—	531B	6' 7"	2	18	0.82	41/34	41 x 0.16	0.330	8.38	1250	10	NEC
—	532B	9' 10"	3	18	0.82	41/34	41 x 0.16	0.330	8.38	1250	10	NEC
533	—	6' 7"	2	16	1.32	65/34	65 x 0.16	0.350	8.89	1625	13	ICC

Shielded, Straight, Types SVT and SJT

Part No.	Cord Length		Wire Size		Stranding		Drain Wire*	Nominal Diameter		Power Rating		Color Code
	Ft	m	AWG	mm ²	AWG	mm		Inch	mm	Watts	Amps	
Type SVT												
547F	6' 7"	2	18	0.82	41/34	41 x 0.16	A	0.260	6.60	1250	10	ICC
Type SJT												
531F	6' 7"	2	18	0.82	41/34	41 x 0.16	B	0.317	8.05	1250	10	ICC
536F	9' 10"	3	14	2.08	41/30	41 x 0.25	C	0.400	10.16	1875	15	ICC

*Drain Wire:

A = 22 AWG (mm²), 7/30 (7 x 0.25 mm) stranding.

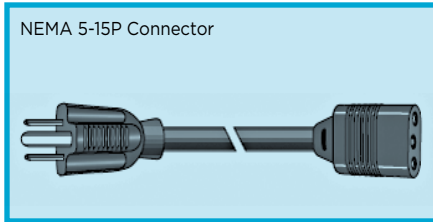
B = 18 AWG (0.82 mm²), 41/34 (41 x 0.16 mm) stranding.

C = 14 AWG (2.08 mm²), 41/30 (41 x 0.25 mm) stranding.



Cordsets

125 V Detachable Power Supply Cords 3-Conductor



Unshielded, Straight, Type SVT

Part No.	Cord Length		Wire Size		Stranding		Nominal Diameter		Power Rating		Color Code
	Ft	m	AWG	mm ²	AWG	mm	Inch	mm	Watts	Amps	
543*	7' 5"	2.3	18	0.82	41/34	41 x 0.16	0.240	6.09	1250	7	ICC

*Also available with Slate jacket.

Cordsets

125 V Medical-Grade Power Supply Cordsets 3-Conductor

SJT

UL 62 and 817
CSA C22.2 No. 21 and 49
CSA FT2

Operating Temperature

- -20°C to +60°C

Conductor Color Coding

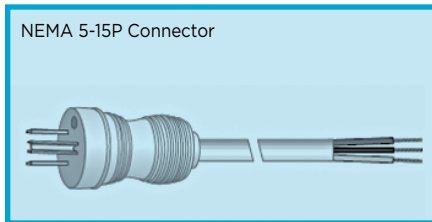
- Black, White, Green

Materials

- Stranded bare copper conductors
- PVC insulation
- Black or slate PVC jacket

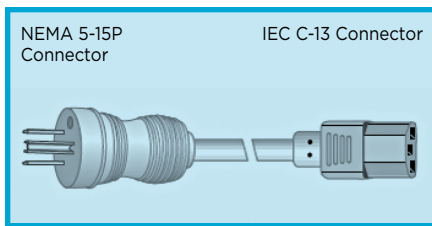
Availability

25-piece packages
(Minimums may apply)



Leads: Jacket Stripped 2" (50 mm). Leads Stripped 5/8" (16 mm)

Part No.	Cord Length		Wire Size		Stranding		Nominal Diameter		Power Ratings		Colors	
	Ft	m	AWG	mm ²	AWG	mm	Inch	mm	Watts	Amps	Jacket	Plug
801	10' 0"	3.0	18	1.20	48/36	48 x 0.15	0.30	7.7	1250	10	Black	Clear



Part No.	Cord Length		Wire Size		Stranding		Nominal Diameter		Power Ratings		Colors		
	Ft	m	AWG	mm ²	AWG	mm	Inch	mm	Watts	Amps	Jacket	Plug	Recept.
821	10' 0"	3.0	18	1.20	48/36	48 x 0.15	0.30	7.7	1250	10	Slate	Slate	Slate
822	10' 0"	3.0	18	1.20	48/36	48 x 0.15	0.30	7.7	1250	10	Slate	Clear	Clear
830	10' 0"	3.0	16	1.50	27/30	27 x 0.25	0.39	8.6	1625	13	Black	Clear	Black
831	10' 0"	3.0	16	1.50	27/30	27 x 0.25	0.39	8.6	1625	13	Slate	Slate	Slate
832	10' 0"	3.0	16	1.50	27/30	27 x 0.25	0.39	8.6	1625	13	Slate	Clear	Clear



Cordsets

250 V Internationally Approved Power Supply Cordsets



CE
ENEC-11
T-Mark
JET
UL
CSA
C-Tick

Operating Temperature

- 15°C to +70°C

Conductor Color Coding

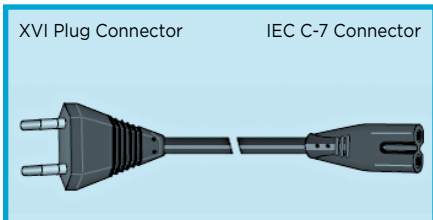
- Blue, Brown, Yellow/Green

Materials

- Stranded bare copper conductors
- PVC insulation
- Black PVC jacket

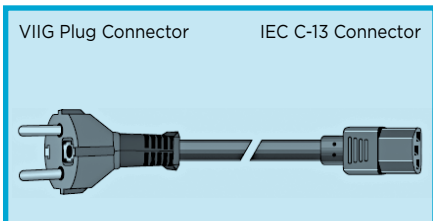
Availability

25-piece packages
(Minimums may apply)



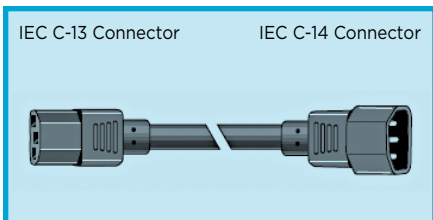
2-Conductor Unshielded. Cordage Type HO3VVH2F2XO.75

Part No.	Cord Length		Wire Size		Stranding		Nominal Diameter		Power Rating	
	Ft	m	AWG	mm ²	AWG	mm	Inch	mm	Watts	Amps
952	5' 6"	1.7	18	0.75	23/32	23 x 0.20	0.133 x 0.22	4.00 x 5.60	625	2.5



3-Conductor Unshielded. Cordage Type HO5VVF3G1.00

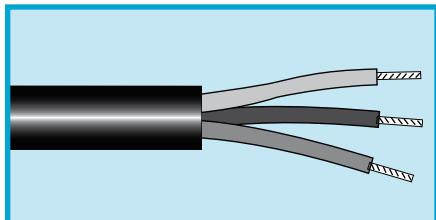
Part No.	Cord Length		Wire Size		Stranding		Nominal Diameter		Power Rating	
	Ft	m	AWG	mm ²	AWG	mm	Inch	mm	Watts	Amps
953	8' 2"	2.5	16	1.00	31/32	31 x 0.20	0.268	6.81	2500	2.5



3-Conductor Unshielded. Cordage Type HARSJT3X18AWG

Part No.	Cord Length		Wire Size		Stranding		Nominal Diameter		Power Rating	
	Ft	m	AWG	mm ²	AWG	mm	Inch	mm	Watts	Amps
953	8' 2"	2.5	18	1.00	56/34	56 x 0.15	0.314	8.0	2500	10





SVO, SJOW, SOOW
UL 62
CSA C22.2 No. 49
CSA FT2

Operating Temperature

- -40°C to +90°C

Conductor Color Coding

- Black, White (2 conductors)
- Black, White, Green (3 conductors)
- Black, White, Green, Red (4 conductors)

Materials

- Stranded bare copper conductors
- Rubber insulation
- Black chlorinated polyethylene (CPE) jacket

Availability

250 ft (76.2 m)
 (Minimums may apply)

CPE Jacket, 2-Conductor Cords, Types SVO, SJOW, and SOOW

Part No.	Wire Size		Stranding		Insulation Thickness		Jacket Thickness		Cable Dimension	
	AWG	mm ²	AWG	Mm	Inch	mm	Inch	mm	Inch	mm
Type SVO, 300 V										
1931	18	0.82	41/34	41 x 0.16	0.017	0.43	0.034	0.86	0.236	5.99
Type SJOW, 300 V										
1932	18	0.81	16/30	16 x 0.25	0.032	0.81	0.034	0.86	0.294	7.47
1933	16	1.32	26/30	26 x 0.25	0.032	0.81	0.034	0.86	0.320	8.13
Type SOOW, 600 V										
1934	18	0.81	16/30	16 x 0.25	0.031	0.79	0.065	1.65	0.356	9.04
1936	14	2.08	41/30	41 x 0.25	0.048	1.22	0.085	2.16	0.516	13.11

CPE Jacket, 3-Conductor Cords, Types SJOW and SOOW

Part No.	Wire Size		Stranding		Insulation Thickness		Jacket Thickness		Cable Dimension	
	AWG	mm ²	AWG	mm	Inch	mm	Inch	mm	Inch	mm
Type SJOW, 300 V										
1932/3	18	0.81	16/30	16 x 0.25	0.032	0.81	0.034	0.86	0.330	7.85
1933/3	16	1.32	26/30	26 x 0.25	0.032	0.81	0.034	0.86	0.358	8.64
Type SOOW, 600 V										
1934/3	18	0.81	16/30	16 x 0.25	0.031	0.79	0.065	1.65	0.373	9.47
1935/3	16	1.32	26/30	26 x 0.25	0.031	0.79	0.065	1.65	0.401	10.19
1936/3	14	1.08	41/30	41 x 0.25	0.048	1.22	0.085	2.16	0.543	13.79
1937/3	12	3.29	65/30	65 x 0.25	0.050	1.27	0.100	2.54	0.623	15.82
1938/3	10	5.32	105/30	105 x 0.25	0.050	1.27	0.100	2.54	0.642	16.31

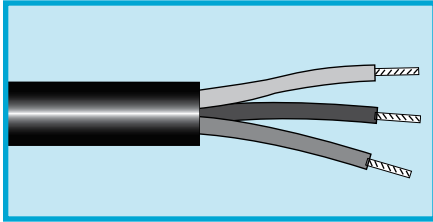
CPE Jacket, 4-Conductor Cords, Type SOOW, 600 V

Part No.	Wire Size		Stranding		Insulation Thickness		Jacket Thickness		Cable Dimension	
	AWG	mm ²	AWG	mm	Inch	mm	Inch	mm	Inch	mm
1934/4	18	0.81	16/30	16 x 0.25	0.031	0.79	0.065	1.65	0.400	10.16
1935/4	16	1.32	26/30	26 x 0.25	0.031	0.79	0.065	1.65	0.437	11.10
1936/4	14	2.08	41/30	41 x 0.25	0.048	1.22	0.085	2.16	0.589	14.96
1937/4	12	3.29	65/30	65 x 0.25	0.050	1.27	0.100	2.54	0.674	17.12
1938/4	10	5.32	105/30	105 x 0.25	0.050	1.27	0.100	2.54	0.735	18.67



Cordsets

300 V 3-Conductor Cordage PVC



SJT, SVT
UL 62
CSA C22.2 No. 49

Operating Temperature

- -30°C to +105°C

Conductor Color Coding

- Black, white, green/yellow (NEC)
- Blue, brown, green/yellow (IEC 60446)

Materials

- Stranded bare copper conductors
- PVC insulation
- Aluminum/polyester foil shield
Foil facing inward
Tinned copper drain wire one even AWG size smaller than conductor
- Black or slate PVC jacket

Availability

250 ft (76.2 m)
(Minimums may apply)

3-Conductor Cords (Unshielded)

Part No.	Wire Size		Stranding		Insulation Thickness		Jacket Thickness		Cable Dimension		Color Code
	AWG	mm ²	AWG	mm	Inch	mm	Inch	mm	Inch	mm	
Type SJT											
1952/3T	18	0.82	41/34	41 x 0.16	0.032	0.81	0.032	0.81	0.309	7.85	NEC
1953/3T	16	1.32	65/34	65 x 0.16	0.032	0.81	0.032	0.81	0.335	8.51	NEC
Type SVT											
1951/3T	18	0.82	41/34	41 x 0.16	0.016	0.41	0.032	0.81	0.241	6.12	NEC
Type SJT											
1941/3*	18	0.82	41/34	41 x 0.16	0.032	0.81	0.032	0.81	0.310	7.87	IEC
1942/3*	16	1.32	65/34	65 x 0.16	0.032	0.81	0.032	0.81	0.336	8.53	IEC
1943/3*	14	2.08	41/30	41 x 0.25	0.032	0.81	0.032	0.81	0.368	9.35	IEC

*Black jacket only.

3-Conductor Cords (Foil Shield)

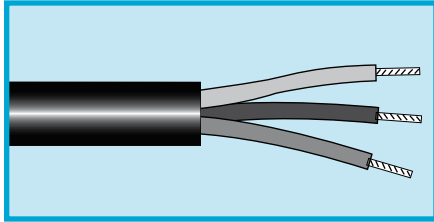
Part No.	Wire Size		Stranding		Insulation Thickness		Jacket Thickness		Cable Dimension		Color Code
	AWG	mm ²	AWG	mm	Inch	mm	Inch	mm	Inch	mm	
Type SJT											
1941/3F*	18	0.82	41/34	41 x 0.16	0.032	0.81	0.032	0.81	0.314	7.98	IEC
1942/3F*	16	1.32	65/34	65 x 0.16	0.032	0.81	0.032	0.81	0.340	8.64	IEC
1943/3F*	14	2.08	41/30	41 x 0.25	0.032	0.81	0.032	0.81	0.372	9.45	IEC

*Black jacket only.



Cordsets

300 V 3-Conductor Cordage Rubber



SJ, SV
UL 62
CSA C22.2 No. 49

Operating Temperature

- -30°C to +90°C

Conductor Color Coding

- Black, white, green

Materials

- Stranded bare copper conductors
- Rubber insulation
- Black chlorinated polyethylene jacket

Availability


250 ft (76.2 m)
(Minimums may apply)

3-Conductor Cords (Unshielded)

Part No.	Wire Size		Stranding		Insulation Thickness		Jacket Thickness		Cable Dimension	
	AWG	mm ²	AWG	mm	Inch	mm	Inch	mm	Inch	mm
	Type SJ									
1953/3	16	1.32	26/30	26 x 0.25	0.032	0.81	0.034	0.86	0.340	8.64
	Type SV									
1951/3	18	0.82	41/34	41 x 0.16	0.017	0.43	0.036	0.91	0.256	6.50

Cordsets

300 V Retractable Communications Cords



UL AWM 2464

Operating Temperature

- -20°C to +80°C

Conductor Color Coding

- See table, page 170

Materials

- Stranded tinned copper conductors
- Polypropylene insulation
- Black PVC Jacket

Availability

1-piece packages
(Minimums may apply)

Unshielded, 1 A

Cord Length: 1 ft (0.30 m) Retracted, 5 ft (1.5 m) Extended

23 AWG (0.27 mm²)

Stranding: 21/36 (21 x 0.13 mm)
Insulation thickness: 0.012 (0.30 mm)
Lead length, each end: 12" (304 mm)

Part No.	Conductors	Coil Diameter		Jacket Diameter	
		Inch	mm	Inch	mm
702R	2	0.688	17.48	0.190	4.83
703R	3	0.688	17.48	0.200	5.08
704R	4	0.750	19.05	0.220	5.59
705R	5	0.875	22.23	0.230	5.84
706R	6	0.875	22.23	0.230	5.84
707R	7	0.875	22.23	0.250	6.35

Unshielded, 1 A

Cord Length: 2 ft (0.61 m) Retracted, 10 ft (3.0 m) Extended

23 AWG (0.27 mm²)

Stranding: 21/36 (21 x 0.13 mm)
Insulation thickness: 0.012 (0.30 mm)
Lead length, each end: 6" (152 mm)

Part No.	Conductors	Coil Diameter		Jacket Diameter	
		Inch	mm	Inch	mm
702/2R	2	0.625	15.88	0.180	4.57
704/2R	4	0.688	17.48	0.200	5.08
705/2R	5	0.750	19.05	0.215	5.46
706/2R	6	0.875	22.23	0.230	5.84
707/2R	7	0.875	22.23	0.230	5.84

Unshielded, 1 A

Cord Length: 3 ft (0.91 m) Retracted, 15 ft (4.5 m) Extended

23 AWG (0.27 mm²)


Stranding: 21/36 (21 x 0.13 mm)
Insulation thickness: 0.012 (0.30 mm)
Lead length, each end: 6" (152 mm)

Part No.	Conductors	Coil Diameter		Jacket Diameter	
		Inch	mm	Inch	mm
704/3R	4	0.688	17.48	0.200	5.08
706/3R	6	0.875	22.23	0.230	5.84
707/3R	7	0.875	22.23	0.230	5.84



Cordsets

300 V Retractable Communications Cords



UL AWM 2464

Operating Temperature

- -20°C to +80°C

Conductor Color Coding

- See table

Materials

- Stranded tinned copper conductors
- Polypropylene insulation
- Black PVC Jacket

Availability

1-piece packages
(Minimums may apply)

Unshielded, 1 A

Cord Length: 4 ft (1.2 m) Retracted, 20 ft (6.1 m) Extended

23 AWG (0.27 mm²)

Stranding: 21/36 (21 x 0.13 mm)
Insulation thickness: 0.012 (0.30 mm)
Lead length, each end: 6" (152 mm)


Part No.	Conductors	Coil Diameter		Jacket Diameter	
		Inch	mm	Inch	mm
706/4R	6	0.875	22.23	0.230	5.84
708/4R	8	0.875	22.23	0.250	6.35
710/4R	10	0.938	23.83	0.280	7.11
712/4R	12	1.000	25.40	0.290	7.37
715/4R	15	1.063	27.00	0.310	7.87

Conductor Color Coding

1 Black	6 Blue	11 Violet
2 White	7 Yellow	12 Tan
3 Red	8 Brown	13 White/Black
4 Green	9 Slate	14 Red/Black
5 Orange	10 Pink	15 Green/Black

Cordsets

300 V Retractable Communications Cords



UL AWM 4182, 4194, 4195, 4196, 4197, 4198

Operating Temperature

- -20°C to +60°C

Conductor Color Coding

- See table

Materials

- Stranded tinned copper conductors
- Rubber insulation
- Black neoprene jacket

Availability

1-piece packages
(Minimums may apply)

Unshielded, 1 A

Cord Length: 2 ft (0.61 m) Retracted, 10 ft (3.0 m) Extended

23 AWG (0.27 mm²)

Stranding: 21/36 (21 x 0.13 mm)
Insulation thickness:
Lead length, each end: 6" (152 mm)

Part No.	Conductors	Coil Diameter		Cord Diameter		AWM
		Inch	mm	Inch	mm	
681/2	3	0.813	20.65	0.220	5.59	4195
682/2	4	0.938	23.83	0.250	6.35	4196
684/2	6	1.125	28.58	0.310	7.87	4198

Unshielded, 1 A

Cord Length: 4 ft (1.2 m) Retracted, 20 ft (6.1 m) Extended

23 AWG (0.27 mm²)

Stranding: 21/36 (21 x 0.13 mm)
Insulation thickness:
Lead length, each end: 6" (152 mm)


Part No.	Conductors	Coil Diameter		Cord Diameter		AWM
		Inch	mm	Inch	mm	
680/4	2	0.743	18.87	0.215	5.46	4194
681/4	3	0.753	19.13	0.220	5.59	4195
682/4	4	0.875	22.23	0.250	6.35	4196
683/4	5	1.008	25.60	0.285	7.24	4197
684/4	6	1.110	28.19	0.305	7.75	4198

Conductor Color Coding

1 Black	4 Green
2 White	5 Blue
3 Red	6 Yellow

Cordsets

300 V Retractable Communications Cords



SO, SVO, SJO
UL 62
CSA C22.2 No. 49

Operating Temperature

- -20°C to +90°C

Conductor Color Coding

- 1 Black, 2 White, 3 Red, 4 Green

Materials

- Stranded bare copper conductors
- Rubber insulation
- Black rubber jacket

Availability

1-piece packages
(Minimums may apply)

Types SV and SJO

Cord Length: 1 ft (0.30 m) Retracted, 5 ft (1.5 m) Extended

18 AWG (0.82 mm²)

Stranding: 41/34 (41 x 0.16 mm)
Insulation thickness: 0.015 (0.38 mm)
Lead length, each end: 6" (152 mm)

Part No.	Conductors	Coil Diameter		Cord Diameter	
		Inch	mm	Inch	mm
Type SVO					
725	2	0.895	22.73	0.220	5.59
Type SJO					
727	3	1.263	32.08	0.33	9.4

Type SVO

Cord Length: 2 ft (0.61 m) Retracted, 10 ft (3.0 m) Extended


18 AWG (0.82 mm²)

Stranding: 41/34 (41 x 0.16 mm)
Insulation thickness: 0.015 (0.38 mm)
Lead length, each end: 6" (152 mm)

Part No.	Conductors	Coil Diameter		Cord Diameter	
		Inch	mm	Inch	mm
760/2	3	1.000	25.40	0.27	7.0

Cordsets

30 V Miniature Retractable Communications Cords



UL AWM 20013

Operating Temperature

- -20°C to +60°C

Conductor Color Coding

- 1 Black, 2 White, 3 Red, 4 Green

Materials

- Stranded tinned copper conductors
- PVC insulation
- Black PVC Jacket

Availability

1-piece packages

Cord length: 2 ft (0.61 m) retracted, 10 ft (3.0 m) extended


28 AWG (0.09 mm²)

Stranding: 19/40 (19 x 0.08 mm)
Insulation thickness: 0.012 (0.30 mm)
Lead length, each end: 6" (152 mm)

Part No.	Conductors	Coil Diameter		Cord Diameter	
		Inch	mm	Inch	mm
651	2	0.471	11.96	0.135	3.43
652	4	0.592	15.04	0.150	3.81



5000 V Retractable Test Lead Wire



Operating Temperature

- -30°C to +60°C

Conductor Color Coding

- Black or red

Materials

- Stranded tinned copper conductors
- Rubber insulation
- Black jacket

Availability

1-piece packages
(Minimums may apply)

20 AWG (0.53 mm²)

Stranding: 41/36 (41 x 0.13 mm)
Insulation thickness: 0.050 (1.52 mm)
Jacket stripped 1.5" (38.1 mm); insulation stripped 0.50" (12.7 mm)

Part No.	Conductors	Coil Diameter		Cord Diameter		Power Rating	
		Inch	mm	Inch	mm	Watts	Amps
650*	1	0.580	14.73	0.165	4.19	1250	10

*Not UL Listed



Multipair Cables

Chart A

Pair No.	Color Combination	Pair No.	Color Combination	Pair No.	Color Combination	Pair No.	Color Combination
1	Black +Red	14	Green + Blue	27	Brown + Yellow	40	Slate + Blue
2	Black + White	15	Green + White	28	Violet + Red	41	Slate + Brown
3	Black + Green	16	Green + Brown	29	Violet + White	42	Slate + Yellow
4	Black + Blue	17	Green + Orange	30	Violet + Green	43	Slate + Orange
5	Black + Brown	18	Green + Yellow	31	Violet + Blue	44	Slate + Black
6	Black + Yellow	19	White + Blue	32	Violet + Brown	45	White/Black + Red
7	Black + Orange	20	White + Brown	33	Violet + Yellow	46	White/Black + Green
8	Red + Green	21	White + Orange	34	Violet + Orange	47	White/Black + Blue
9	Red + White	22	White + Yellow	35	Violet + Slate	48	White/Black + Brown
10	Red + Blue	23	Blue + Brown	36	Violet + Black	49	White/Black + Yellow
11	Red + Yellow	24	Blue + Orange	37	Slate + Red	50	White/Black + Orange
12	Red + Brown	25	Blue + Yellow	38	Slate + White	51	White/Black + Violet
13	Red + Orange	26	Brown + Orange	39	Slate + Green		

Chart A1

Pair No.	Color Combination	Pair No.	Color Combination	Pair No.	Color Combination	Pair No.	Color Combination
1	Black +Red	14	Green + White	27	Brown + Orange	40	Slate + Blue
2	Black + White	15	Green + Blue	28	Violet + Red	41	Slate + Brown
3	Black + Green	16	Green + Yellow	29	Violet + White	42	Slate + Yellow
4	Black + Blue	17	Green + Brown	30	Violet + Green	43	Slate + Orange
5	Black + Yellow	18	Green + Orange	31	Violet + Blue	44	Slate + Black
6	Black + Brown	19	White + Blue	32	Violet + Brown	45	White/Black + Red
7	Black + Orange	20	White + Yellow	33	Violet + Yellow	46	White/Black + Green
8	Red + White	21	White + Brown	34	Violet + Orange	47	White/Black + Blue
9	Red + Green	22	White + Orange	35	Violet + Slate	48	White/Black + Brown
10	Red + Blue	23	Blue + Yellow	36	Violet + Black	49	White/Black + Yellow
11	Red + Yellow	24	Blue + Brown	37	Slate + Red	50	White/Black + Orange
12	Red + Brown	25	Blue + Orange	38	Slate + White	51	White/Black + Violet
13	Red + Orange	26	Brown + Yellow	39	Slate + Green		

Chart B

Pair No.	Color Combination	Pair No.	Color Combination	Pair No.	Color Combination
1	White +Black	35	Orange +Slate	69	White/Red +Green
2	White +Brown	36	Yellow +Green	70	White/Red +Blue
3	White +Red	37	Yellow +Blue	71	White/Red +Violet
4	White +Orange	38	Yellow +Violet	72	White/Red +Slate
5	White +Yellow	39	Yellow +Slate	73	White/Orange +Black
6	White +Green	40	Green +Blue	74	White/Orange +Brown
7	White +Blue	41	Green +Violet	75	White/Orange +Red
8	White +Violet	42	Green +Slate	76	White/Orange +Orange
9	White +Slate	43	Blue +Violet	77	White/Orange +Yellow
10	Black +Brown	44	Blue +Slate	78	White/Orange +Green
11	Black +Red	45	Violet +Slate	79	White/Orange +Blue
12	Black +Orange	46	White/Black +Black	80	White/Orange +Violet
13	Black +Yellow	47	White/Black +Brown	81	White/Orange +Slate
14	Black +Green	48	White/Black +Red	82	White/Yellow +Black
15	Black +Blue	49	White/Black +Orange	83	White/Yellow +Brown
16	Black +Violet	50	White/Black +Yellow	84	White/Yellow +Red
17	Black +Slate	51	White/Black +Green	85	White/Yellow +Orange
18	Brown +Red	52	White/Black +Blue	86	White/Yellow +Yellow
19	Brown +Orange	53	White/Black +Violet	87	White/Yellow +Green
20	Brown +Yellow	54	White/Black +Slate	88	White/Yellow +Blue
21	Brown +Green	55	White/Brown +Black	89	White/Yellow +Violet
22	Brown +Blue	56	White/Brown +Brown	90	White/Yellow +Slate
23	Brown +Violet	57	White/Brown +Red	91	White/Green +Black
24	Brown +Slate	58	White/Brown +Orange	92	White/Green +Brown
25	Red +Orange	59	White/Brown +Yellow	93	White/Green +Red
26	Red +Yellow	60	White/Brown +Green	94	White/Green +Orange
27	Red +Green	61	White/Brown +Blue	95	White/Green +Yellow
28	Red +Blue	62	White/Brown +Violet	96	White/Green +Green
29	Red +Violet	63	White/Brown +Slate	97	White/Green +Blue
30	Red +Slate	64	White/Red +Black	98	White/Green +Violet
31	Orange +Yellow	65	White/Red +Brown	99	White/Green +Slate
32	Orange +Green	66	White/Red +Red	100	White/Blue +Black
33	Orange +Blue	67	White/Red +Orange	101	White/Blue +Brown
34	Orange +Violet	68	White/Red +Yellow	102	White/Blue +Red

Multipair Cables

Chart BR							
Pair No.	Color Combination	Pair No.	Color Combination	Pair No.	Color Combination	Pair No.	Color Combination
1	Black #1 + Red #1	14	Black #14 + Red #14	27	Black #27 + Red #27	40	Black #40 + Red #40
2	Black #2 + Red #2	15	Black #15 + Red #15	28	Black #28 + Red #28	41	Black #41 + Red #41
3	Black #3 + Red #3	16	Black #16 + Red #16	29	Black #29 + Red #29	42	Black #42 + Red #42
4	Black #4 + Red #4	17	Black #17 + Red #17	30	Black #30 + Red #30	43	Black #43 + Red #43
5	Black #5 + Red #5	18	Black #18 + Red #18	31	Black #31 + Red #31	44	Black #44 + Red #44
6	Black #6 + Red #6	19	Black #19 + Red #19	32	Black #32 + Red #32	45	Black #45 + Red #45
7	Black #7 + Red #7	20	Black #20 + Red #20	33	Black #33 + Red #33	46	Black #46 + Red #46
8	Black #8 + Red #8	21	Black #21 + Red #21	34	Black #34 + Red #34	47	Black #47 + Red #47
9	Black #9 + Red #9	22	Black #22 + Red #22	35	Black #35 + Red #35	48	Black #48 + Red #48
10	Black #10 + Red #10	23	Black #23 + Red #23	36	Black #36 + Red #36	49	Black #49 + Red #49
11	Black #11 + Red #11	24	Black #24 + Red #24	37	Black #37 + Red #37	50	Black #50 + Red #50
12	Black #12 + Red #12	25	Black #25 + Red #25	38	Black #38 + Red #38	51	Black #51 + Red #51
13	Black #13 + Red #13	26	Black #26 + Red #26	39	Black #39 + Red #39		

Chart BW							
Pair No.	Color Combination	Pair No.	Color Combination	Pair No.	Color Combination	Pair No.	Color Combination
1	Black + White #1	14	Black + White #14	27	Black + White #27	40	Black + White #40
2	Black + White #2	15	Black + White #15	28	Black + White #28	41	Black + White #41
3	Black + White #3	16	Black + White #16	29	Black + White #29	42	Black + White #42
4	Black + White #4	17	Black + White #17	30	Black + White #30	43	Black + White #43
5	Black + White #5	18	Black + White #18	31	Black + White #31	44	Black + White #44
6	Black + White #6	19	Black + White #19	32	Black + White #32	45	Black + White #45
7	Black + White #7	20	Black + White #20	33	Black + White #33	46	Black + White #46
8	Black + White #8	21	Black + White #21	34	Black + White #34	47	Black + White #47
9	Black + White #9	22	Black + White #22	35	Black + White #35	48	Black + White #48
10	Black + White #10	23	Black + White #23	36	Black + White #36	49	Black + White #49
11	Black + White #11	24	Black + White #24	37	Black + White #37	50	Black + White #50
12	Black + White #12	25	Black + White #25	38	Black + White #38		
13	Black + White #13	26	Black + White #26	39	Black + White #39		

Chart C							
Pair No.	Color Combination	Pair No.	Color Combination	Pair No.	Color Combination	Pair No.	Color Combination
1	Blue + White	14	Orange/Slate + White	27	Blue/Orange + Red	40	Slate/White + Red
2	Orange + White	15	Green/White + White	28	Blue/Green + Red	41	Blue + Black
3	Green + White	16	Green/Brown + White	29	Blue/Brown + Red	42	Orange + Black
4	Brown + White	17	Green/Slate + White	30	Blue/Slate + Red	43	Green + Black
5	Slate + White	18	Brown/White + White	31	Orange/White + Red	44	Brown + Black
6	Blue/White + White	19	Brown/Slate + White	32	Orange/Green + Red	45	Slate + Black
7	Blue/Orange + White	20	Slate/White + White	33	Orange/Brown + Red	46	Blue/White + Black
8	Blue/Green + White	21	Blue + Red	34	Orange/Slate + Red	47	Blue/Orange + Black
9	Blue/Brown + White	22	Orange + Red	35	Green/White + Red	48	Blue/Green + Black
10	Blue/Slate + White	23	Green + Red	36	Green/Brown + Red	49	Blue/Brown + Black
11	Orange/White + White	24	Brown + Red	37	Green/Slate + Red	50	Blue/Slate + Black
12	Orange/Green + White	25	Slate + Red	38	Brown/White + Red	51	Orange/White + Black
13	Orange/Brown + White	26	Blue/White + Red	39	Brown/Slate + Red		

Chart K					
Pair No.	Color Combination	Pair No.	Color Combination	Pair No.	Color Combination
1	Black +Red	14	Green +White	27	Brown +Orange
2	Black +White	15	Green +Blue	28	Orange +Yellow
3	Black +Green	16	Green +Yellow	29	Violet +Orange
4	Black +Blue	17	Green +Brown	30	Violet +Red
5	Black +Yellow	18	Green +Orange	31	Violet +White
6	Black +Brown	19	White +Blue	32	Violet +Green
7	Black +Orange	20	White +Yellow	33	Violet +Blue
8	Red +White	21	White +Brown	34	Violet +Yellow
9	Red +Green	22	White +Orange	35	Violet +Brown
10	Red +Blue	23	Blue +Yellow	36	Violet +Black
11	Red +Yellow	24	Blue +Brown	37	Slate +White
12	Red +Brown	25	Blue +Orange		
13	Red +Orange	26	Brown +Yellow		

Multipair Cables

Chart L					
Pair No.	Color Combination			Pair No.	Color Combination
1	White + Blue	10	Red + Slate	19	Yellow + Brown
2	White + Orange	11	Black + Blue	20	Yellow + Slate
3	White + Green	12	Black + Orange	21	Violet + Blue
4	White + Brown	13	Black + Green	22	Violet + Orange
5	White + Slate	14	Black + Brown	23	Violet + Green
6	Red + Blue	15	Black + Slate	24	Violet + Brown
7	Red + Orange	16	Yellow + Blue	25	Violet + Slate
8	Red + Green	17	Yellow + Orange		
9	Red + Brown	18	Yellow + Green		

Chart M					
Pair No.	Color Combination	Pair No.	Color Combination	Pair No.	Color Combination
1	Blue/White + White/Blue	10	Slate/Red + Red/Slate	19	Brown/Yellow + Yellow/Brown
2	Orange/White + White/Orange	11	Blue/Black + Black/Blue	20	Slate/Yellow + Yellow/Slate
3	Green/White + White/Green	12	Orange/Black + Black/Orange	21	Blue/Violet + Violet/Blue
4	Brown/White + White/Brown	13	Green/Black + Black/Green	22	Orange/Violet + Violet/Orange
5	Slate/White + White/Slate	14	Brown/Black + Black/Brown	23	Green/Violet + Violet/Green
6	Blue/Red + Red/Blue	15	Slate/Black + Black/Slate	24	Brown/Violet + Violet/Brown
7	Orange/Red + Red/Orange	16	Blue/Yellow + Yellow/Blue	25	Slate/Violet + Violet/Slate
8	Green/Red + Red/Green	17	Orange/Yellow + Yellow/Orange		
9	Brown/Red + Red/Brown	18	Green/Yellow + Yellow/Green		

Chart N	
Pair No.	Color Combination
1	Black + Yellow
2	Red + Violet
3	Blue + Brown
4	Orange + Green
5	Black/White + White/Black
6	Brown/White + White/Brown
7	Red/White + White/Red
8	Orange/White + White/Orange
9	Yellow/White + White/Yellow
10	Green/White + White/Green
11	Blue/White + White/Blue
12	Violet/White + White/Violet

Chart Q	
Pair No.	Color Combination
1	Black + White
2	Red + Green
3	Brown + Blue
4	Orange + Yellow
5	Violet + Slate
6	Tan + Pink
7	White/Blue + Blue/White
8	White/Brown + Brown/White
9	White/Orange + Orange/White
10	White/Green + Green/White
11	White/Red + Red/White
12	White/Black + Black/White
13	Yellow/Blue + Blue/Yellow
14	Yellow/Brown + Brown/Yellow
15	Yellow/Orange + Orange/Yellow
16	Yellow/Red + Red/Yellow
17	Yellow/Black + Black/Yellow
18	Yellow/Violet + Violet/Yellow

Multiconductor Cables

Chart D													
No.	Base Color	1st Stripe	2nd Stripe	3rd Stripe					No.	Base Color	1st Stripe	2nd Stripe	3rd Stripe
1	Black				35	White	Red	Red	69	White	Black	Green	Blue
2	Red				36	White	Red	Green	70	White	Black	Green	Brown
3	White				37	White	Red	Blue	71	White	Black	Green	Orange
4	Green				38	White	Red	Brown	72	White	Black	Green	Slate
5	Orange				39	White	Red	Violet	73	White	Black	Green	Violet
6	Blue				40	White	Green	Black	74	White	Black	Yellow	Blue
7	Brown				41	White	Green	Red	75	White	Black	Yellow	Brown
8	Yellow				42	White	Green	Green	76	White	Black	Yellow	Orange
9	Violet				43	White	Green	Blue	77	White	Black	Yellow	Slate
10	Slate				44	White	Green	Brown	78	White	Black	Yellow	Violet
11	Pink				45	White	Green	Violet	79	White	Black	Blue	Brown
12	Tan				46	White	Blue	Black	80	White	Black	Blue	Orange
13	Red	Green			47	White	Blue	Red	81	White	Black	Blue	Slate
14	Red	Yellow			48	White	Blue	Green	82	White	Black	Blue	Violet
15	Red	Black			49	White	Blue	Blue	83	White	Black	Brown	Orange
16	White	Black			50	White	Blue	Brown	84	White	Black	Brown	Slate
17	White	Red			51	White	Blue	Violet	85	White	Black	Brown	Violet
18	White	Green			52	White	Brown	Black	86	White	Black	Orange	Slate
19	White	Yellow			53	White	Brown	Red	87	White	Black	Orange	Violet
20	White	Blue			54	White	Brown	Green	88	White	Black	Slate	Violet
21	White	Brown			55	White	Brown	Blue	89	White	Red	Black	Green
22	White	Orange			56	White	Brown	Brown	90	White	Red	Black	Yellow
23	White	Slate			57	White	Brown	Violet	91	White	Red	Black	Blue
24	White	Violet			58	White	Violet	Red	92	White	Red	Black	Brown
25	White	Black	Red		59	White	Violet	Green	93	White	Red	Black	Orange
26	White	Black	Green		60	White	Violet	Blue	94	White	Red	Black	Slate
27	White	Black	Yellow		61	White	Black	Red	95	White	Red	Black	Violet
28	White	Black	Blue		62	White	Black	Red	96	White	Red	Green	Yellow
29	White	Black	Brown		63	White	Black	Red	97	White	Red	Green	Blue
30	White	Black	Orange		64	White	Black	Red	98	White	Red	Green	Brown
31	White	Black	Slate		65	White	Black	Red	99	White	Red	Green	Orange
32	White	Black	Violet		66	White	Black	Red	100	White	Red	Green	Slate
33	White	Black	Black		67	White	Black	Red					
34	White	Red	Black		68	White	Black	Green					

Chart D1	
No.	Color
1	Black
2	Red
3	White
4	Green
5	Yellow
6	Blue

Chart CE	
No.	Color
1	Green/Yellow
2	Lt. Blue
3	Black
4	Brown

Chart D2					
No.	Base Color	Stripe	No.	Base Color	Stripe
1	Black		14	White	Orange
2	White		15	White	Green
3	Red		16	White	Brown
4	Green		17	White	Slate
5	Brown		18	Red	Blue
6	Blue		19	Red	Orange
7	Orange		20	Red	Green
8	Yellow		21	Red	Brown
9	Violet		22	Red	Slate
10	Slate		23	Green	Blue
11	Pink		24	Green	Orange
12	Tan		25	Green	Brown
13	White	Blue			

Multiconductor Cables

Chart E														
No.	Base Color	1st Stripe	2nd Stripe	3rd Stripe	No.	Base Color	1st Stripe	2nd Stripe	3rd Stripe	No.	Base Color	1st Stripe	2nd Stripe	3rd Stripe
1	Black				35	White	Red	Orange		69	White	Black	Orange	Green
2	Brown				36	White	Red	Yellow		70	White	Black	Orange	Blue
3	Red				37	White	Red	Green		71	White	Black	Orange	Violet
4	Orange				38	White	Red	Blue		72	White	Black	Orange	Slate
5	Yellow				39	White	Red	Violet		73	White	Black	Yellow	Green
6	Green				40	White	Red	Slate		74	White	Black	Yellow	Blue
7	Blue				41	White	Orange	Yellow		75	White	Black	Yellow	Violet
8	Violet				42	White	Orange	Green		76	White	Black	Yellow	Slate
9	Slate				43	White	Orange	Blue		77	White	Black	Green	Blue
10	White				44	White	Orange	Violet		78	White	Black	Green	Violet
11	White	Black			45	White	Orange	Slate		79	White	Black	Green	Slate
12	White	Brown			46	White	Yellow	Green		80	White	Black	Blue	Violet
13	White	Red			47	White	Yellow	Blue		81	White	Black	Blue	Slate
14	White	Orange			48	White	Yellow	Violet		82	White	Black	Violet	Slate
15	White	Yellow			49	White	Yellow	Slate		83	White	Brown	Red	Orange
16	White	Green			50	White	Green	Blue		84	White	Brown	Red	Yellow
17	White	Blue			51	White	Green	Violet		85	White	Brown	Red	Green
18	White	Violet			52	White	Green	Slate		86	White	Brown	Red	Blue
19	White	Slate			53	White	Blue	Violet		87	White	Brown	Red	Violet
20	White	Black	Brown		54	White	Blue	Slate		88	White	Brown	Red	Slate
21	White	Black	Red		55	White	Violet	Slate		89	White	Brown	Orange	Yellow
22	White	Black	Orange		56	White	Black	Brown	Red	90	White	Brown	Orange	Green
23	White	Black	Yellow		57	White	Black	Brown	Orange	91	White	Brown	Orange	Blue
24	White	Black	Green		58	White	Black	Brown	Yellow	92	White	Brown	Orange	Violet
25	White	Black	Blue		59	White	Black	Brown	Green	93	White	Brown	Orange	Slate
26	White	Black	Violet		60	White	Black	Brown	Blue	94	White	Brown	Yellow	Green
27	White	Black	Slate		61	White	Black	Brown	Violet	95	White	Brown	Yellow	Blue
28	White	Brown	Red		62	White	Black	Brown	Slate	96	White	Brown	Yellow	Violet
29	White	Brown	Orange		63	White	Black	Red	Yellow	97	White	Brown	Yellow	Slate
30	White	Brown	Yellow		64	White	Black	Red	Green	98	White	Brown	Green	Blue
31	White	Brown	Green		65	White	Black	Red	Blue	99	White	Brown	Green	Violet
32	White	Brown	Blue		66	White	Black	Red	Violet	100	White	Brown	Green	Slate
33	White	Brown	Violet		67	White	Black	Red	Slate					
34	White	Brown	Slate		68	White	Black	Orange	Yellow					

Chart F											
No.	Base Color	1st Stripe	2nd Stripe	No.	Base Color	1st Stripe	2nd Stripe	No.	Base Color	1st Stripe	2nd Stripe
1	Black			21	Orange	Green		41	Green	White	Blue
2	White			22	Black	White	Red	42	Orange	Red	Green
3	Red			23	White	Black	Red	43	Blue	Red	Green
4	Green			24	Red	Black	White	44	Black	White	Blue
5	Orange			25	Green	Black	White	45	White	Black	Blue
6	Blue			26	Orange	Black	White	46	Red	White	Blue
7	White	Black		27	Blue	Black	White	47	Green	Orange	Red
8	Red	Black		28	Black	Red	Green	48	Orange	Red	Blue
9	Green	Black		29	White	Red	Green	49	Blue	Red	Orange
10	Orange	Black		30	Red	Black	Green	50	Black	Orange	Red
11	Blue	Black		31	Green	Black	Orange	51	White	Black	Orange
12	Black	White		32	Orange	Black	Green	52	Red	Orange	Black
13	Red	White		33	Blue	White	Orange	53	Green	Red	Blue
14	Green	White		34	Black	White	Orange	54	Orange	Black	Blue
15	Blue	White		35	White	Red	Orange	55	Blue	Black	Orange
16	Black	Red		36	Orange	White	Blue	56	Black	Orange	Green
17	White	Red		37	White	Red	Blue	57	White	Orange	Green
18	Orange	Red		38	Black	White	Green	58	Red	Orange	Green
19	Blue	Red		39	White	Black	Green	59	Green	Black	Blue
20	Red	Green		40	Red	White	Green	60	Orange	Green	Blue

Chart G								
No.	Base Color	Stripe	No.	Base Color	Stripe	No.	Base Color	Stripe
1	White		6	Blue		11	White	Black
2	Black		7	Brown		12	White	Brown
3	Red		8	Orange		13	White	Red
4	Green		9	Slate		14	White	Orange
5	Yellow		10	Violet		15	White	Yellow

Multiconductor Cables

Chart H								
No.	Base Color	Stripe	No.	Base Color	Stripe	No.	Base Color	Stripe
1	Black		8	Orange		15	White	Blue
2	White		9	Slate		16	White	Brown
3	Red		10	Violet		17	White	Violet
4	Green		11	White	Black	18	White	Slate
5	Yellow		12	White	Red	19	Black	Red
6	Blue		13	White	Green	20	Black	Yellow
7	Brown		14	White	Yellow			

Chart I		
No.	Color	
1	Green	
2	White	
3	Brown	
4	Blue	
5	Orange	
6	Yellow	

Chart J					
No.	Base Color	Stripe	No.	Base Color	Stripe
1	Black		20	Yellow	Blue
2	Red		21	Brown	Blue
3	Blue		22	Black	Orange
4	Orange		23	Red	Orange
5	Yellow		24	Blue	Orange
6	Brown		25	Yellow	Orange
7	Red	Black	26	Brown	Orange
8	Blue	Black	27	Black	Yellow
9	Orange	Black	28	Red	Yellow
10	Yellow	Black	29	Blue	Yellow
11	Brown	Black	30	Orange	Yellow
12	Black	Red	31	Brown	Yellow
13	Blue	Red	32	Black	Brown
14	Orange	Red	33	Red	Brown
15	Yellow	Red	34	Blue	Brown
16	Brown	Red	35	Orange	Brown
17	Black	Blue	36	Yellow	Brown
18	Red	Blue	37	Black	
19	Orange	Blue			

Chart I2		
No.	Color	Stripe
1	Brown	
2	Blue	
3	Green	Yellow

Chart J1		
No.	Base Color	Stripe
1	Black #1	
2	Red #2	
3	Blue #3	
4	Orange #4	
5	Yellow #5	
6	Brown #6	
7	Red	Black #7
8	Blue	Black #8
9	Orange	Black #9
10	Yellow	Black #10
11	Brown	Black #11
12	Black	Red #12

Chart KW			
No.	Color	No.	Color
1	Green/Yellow	34	Black #33
2	Black #1	35	Black #34
3	White/Black*	36	Black #35
4	Black #3	37	Black #36
5	Black #4	38	Black #37
6	Black #5	39	Black #38
7	Black #6	40	Black #39
8	Black #7	41	Black #40
9	Black #8	42	Black #41
10	Black #9	43	Black #42
11	Black #10	44	Black #43
12	Black #11	45	Black #44
13	Black #12	46	Black #45
14	Black #13	47	Black #46
15	Black #14	48	Black #47
16	Black #15	49	Black #48
17	Black #16	50	Black #49
18	Black #17	51	Black #50
19	Black #18	52	Black #51
20	Black #19	53	Black #52
21	Black #20	54	Black #53
22	Black #21	55	Black #54
23	Black #22	56	Black #55
24	Black #23	57	Black #56
25	Black #24	58	Black #57
26	Black #25	59	Black #58
27	Black #26	60	Black #59
28	Black #27	61	Black #60
29	Black #28	62	Black #61
30	Black #29	63	Black #62
31	Black #30	64	Black #63
32	Black #31	65	Black #64
33	Black #32		

*The white/black neutral conductor is used only on 18 and 16 AWG cables with conductor counts of 12 or greater.

Multiconductor Cables

Chart KX					
No.	Color			No.	Color
1	Green/Yellow	23	Black #22	45	Black #44
2	Black #1	24	Black #23	46	Black #45
3	Black #2	25	Black #24	47	Black #46
4	Black #3	26	Black #25	48	Black #47
5	Black #4	27	Black #26	49	Black #48
6	Black #5	28	Black #27	50	Black #49
7	Black #6	29	Black #28	51	Black #50
8	Black #7	30	Black #29	52	Black #51
9	Black #8	31	Black #30	53	Black #52
10	Black #9	32	Black #31	54	Black #53
11	Black #10	33	Black #32	55	Black #54
12	Black #11	34	Black #33	56	Black #55
13	Black #12	35	Black #34	57	Black #56
14	Black #13	36	Black #35	58	Black #57
15	Black #14	37	Black #36	59	Black #58
16	Black #15	38	Black #37	60	Black #59
17	Black #16	39	Black #38	61	Black #60
18	Black #17	40	Black #39	62	Black #61
19	Black #18	41	Black #40	63	Black #62
20	Black #19	42	Black #41	64	Black #63
21	Black #20	43	Black #42	65	Black #64
22	Black #21	44	Black #43		

Chart LW					
No.	Color	No.	Color	No.	Color
1	Green/Yellow	23	Dk. Blue #22	45	Dk. Blue #44
2	Dk. Blue #1	24	Dk. Blue #23	46	Dk. Blue #45
3	White/Blue*	25	Dk. Blue #24	47	Dk. Blue #46
4	Dk. Blue #3	26	Dk. Blue #25	48	Dk. Blue #47
5	Dk. Blue #4	27	Dk. Blue #26	49	Dk. Blue #48
6	Dk. Blue #5	28	Dk. Blue #27	50	Dk. Blue #49
7	Dk. Blue #6	29	Dk. Blue #28	51	Dk. Blue #50
8	Dk. Blue #7	30	Dk. Blue #29	52	Dk. Blue #51
9	Dk. Blue #8	31	Dk. Blue #30	53	Dk. Blue #52
10	Dk. Blue #9	32	Dk. Blue #31	54	Dk. Blue #53
11	Dk. Blue #10	33	Dk. Blue #32	55	Dk. Blue #54
12	Dk. Blue #11	34	Dk. Blue #33	56	Dk. Blue #55
13	Dk. Blue #12	35	Dk. Blue #34	57	Dk. Blue #56
14	Dk. Blue #13	36	Dk. Blue #35	58	Dk. Blue #57
15	Dk. Blue #14	37	Dk. Blue #36	59	Dk. Blue #58
16	Dk. Blue #15	38	Dk. Blue #37	60	Dk. Blue #59
17	Dk. Blue #16	39	Dk. Blue #38	61	Dk. Blue #60
18	Dk. Blue #17	40	Dk. Blue #39	62	Dk. Blue #61
19	Dk. Blue #18	41	Dk. Blue #40	63	Dk. Blue #62
20	Dk. Blue #19	42	Dk. Blue #41	64	Dk. Blue #63
21	Dk. Blue #20	43	Dk. Blue #42	65	Dk. Blue #64
22	Dk. Blue #21	44	Dk. Blue #43		

*The white/blue neutral conductor is used only on 18 and 16 AWG cables with conductor counts of 12 or greater.

Chart LX	
No.	Color
1	Green/Yellow
2	Dk. Blue #1
3	Dk. Blue #2
4	Dk. Blue #3
5	Dk. Blue #4
6	Dk. Blue #5
7	Dk. Blue #6
8	Dk. Blue #7
9	Dk. Blue #8
10	Dk. Blue #9
11	Dk. Blue #10

Chart O			
No.	Color	No.	Color
1	Black	9	Violet
2	White	10	Slate
3	Red	11	Pink
4	Green	12	Tan
5	Brown	13	Black/White
6	Blue	14	Red/White
7	Orange	15	Green/White
8	Yellow		

Conductor Color Coding

Chart P	
No.	Color
1	White
2	Black
3	Red
4	Green
5	Blue
6	Brown
7	Yellow
8	Orange

Chart R							
No.	Base Color	1st Stripe	2nd Stripe	No.	Base Color	1st Stripe	2nd Stripe
1	Black			16	White	Black	
2	Red			17	White	Red	
3	Green			18	White	Green	
4	White			19	White	Yellow	
5	Brown			20	White	Blue	
6	Blue			21	White	Brown	
7	Orange			22	White	Orange	
8	Yellow			23	White	Slate	
9	Violet			24	White	Violet	
10	Slate			25	White	Black	Red
11	Pink			26	White	Black	Green
12	Tan			27	White	Black	Yellow
13	Red	Green		28	White	Black	Blue
14	Red	Yellow		29	White	Black	Brown
15	Red	Black		30	White	Black	Orange

Chart RW					
No.	Color	No.	Color	No.	Color
1	Green/Yellow	23	Red #22	45	Red #44
2	Red #1	24	Red #23	46	Red #45
3	White/Red*	25	Red #24	47	Red #46
4	Red #3	26	Red #25	48	Red #47
5	Red #4	27	Red #26	49	Red #48
6	Red #5	28	Red #27	50	Red #49
7	Red #6	29	Red #28	51	Red #50
8	Red #7	30	Red #29	52	Red #51
9	Red #8	31	Red #30	53	Red #52
10	Red #9	32	Red #31	54	Red #53
11	Red #10	33	Red #32	55	Red #54
12	Red #11	34	Red #33	56	Red #55
13	Red #12	35	Red #34	57	Red #56
14	Red #13	36	Red #35	58	Red #57
15	Red #14	37	Red #36	59	Red #58
16	Red #15	38	Red #37	60	Red #59
17	Red #16	39	Red #38	61	Red #60
18	Red #17	40	Red #39	62	Red #61
19	Red #18	41	Red #40	63	Red #62
20	Red #19	42	Red #41	64	Red #63
21	Red #20	43	Red #42	65	Red #64
22	Red #21	44	Red #43		

*The white/red neutral conductor is used only on 18 and 16 AWG cables with conductor counts of 12 or greater.

Chart RX	
1	Green/Yellow
2	Red #1
3	Red #2
4	Red #3
5	Red #4
6	Red #5
7	Red #6
8	Red #7
9	Red #8
10	Red #9
11	Red #10
12	Red #11

The cables you trust. The service you deserve.

Every application is critical and cable failure is not an option when the safety of equipment and personnel is paramount. Specify Alpha cable for rugged, reliable performance, since the integrity of your system is only as robust as the products you use.

Custom cable is standard

Alpha Wire goes one step further: manufacturing custom cables to meet unique applications—offering specific conductor counts, shielding options, jacket materials, and versatile product designs. Our custom cable orders are often shipped in less than a week, once again giving you products with more convenience and less delay.

Service and support, second-to-none

Selecting the correct cable for your critical application is essential to overall system reliability, performance, and safety. So we make it easy for you to select the right Alpha cable for your specific application. Our online resources include a wire and cable selection guide, technical information, full product catalog, and a distributor locator to make it easy to select and get the cable you need. Can't find what you're looking for? Design the cable to your specification. It's easy, just visit **www.alphawire.com**!

GLOBAL HEADQUARTERS
711 Lidgerwood Avenue
Elizabeth, NJ 07207-0711 USA
Toll Free: 1-800-52 ALPHA
Tel: 1-908-925-8000
Fax: 1-908-925-5411
E-mail: info@alphawire.com

EUROPE
Alpha Wire International
Saxon House
1 Downside | Sunbury-on-Thames
Middlesex | United Kingdom | TW16 6RT
Tel: 01 932 772 422
Fax: 01 932 772 433
E-mail: europa@alphawire.com

ASIA PACIFIC
Alpha Wire
Silver Center | Room 1712
North Shanxi Road 1388
Shanghai | China | 200060
Tel: +86-21-61498201/61498205
Fax: +86-21-61498001
E-mail: apac@alphawire.com



AlphaWire

Cables you trust. Service you deserve.

Компания «Океан Электроники» предлагает заключение долгосрочных отношений при поставках импортных электронных компонентов на взаимовыгодных условиях!

Наши преимущества:

- Поставка оригинальных импортных электронных компонентов напрямую с производств Америки, Европы и Азии, а так же с крупнейших складов мира;
- Широкая линейка поставок активных и пассивных импортных электронных компонентов (более 30 млн. наименований);
- Поставка сложных, дефицитных, либо снятых с производства позиций;
- Оперативные сроки поставки под заказ (от 5 рабочих дней);
- Экспресс доставка в любую точку России;
- Помощь Конструкторского Отдела и консультации квалифицированных инженеров;
- Техническая поддержка проекта, помощь в подборе аналогов, поставка прототипов;
- Поставка электронных компонентов под контролем ВП;
- Система менеджмента качества сертифицирована по Международному стандарту ISO 9001;
- При необходимости вся продукция военного и аэрокосмического назначения проходит испытания и сертификацию в лаборатории (по согласованию с заказчиком);
- Поставка специализированных компонентов военного и аэрокосмического уровня качества (Xilinx, Altera, Analog Devices, Intersil, Interpoint, Microsemi, Actel, Aeroflex, Peregrine, VPT, Syfer, Eurofarad, Texas Instruments, MS Kennedy, Miteq, Cobham, E2V, MA-COM, Hittite, Mini-Circuits, General Dynamics и др.);

Компания «Океан Электроники» является официальным дистрибьютором и эксклюзивным представителем в России одного из крупнейших производителей разъемов военного и аэрокосмического назначения «JONHON», а так же официальным дистрибьютором и эксклюзивным представителем в России производителя высокотехнологичных и надежных решений для передачи СВЧ сигналов «FORSTAR».



JONHON

«JONHON» (основан в 1970 г.)

Разъемы специального, военного и аэрокосмического назначения:

(Применяются в военной, авиационной, аэрокосмической, морской, железнодорожной, горно- и нефтедобывающей отраслях промышленности)

«FORSTAR» (основан в 1998 г.)

ВЧ соединители, коаксиальные кабели, кабельные сборки и микроволновые компоненты:

(Применяются в телекоммуникациях гражданского и специального назначения, в средствах связи, РЛС, а так же военной, авиационной и аэрокосмической отраслях промышленности).



Телефон: 8 (812) 309-75-97 (многоканальный)

Факс: 8 (812) 320-03-32

Электронная почта: ocean@oceanchips.ru

Web: <http://oceanchips.ru/>

Адрес: 198099, г. Санкт-Петербург, ул. Калинина, д. 2, корп. 4, лит. А