

## 16mm Rotary Type, Metal Shaft Series

### Application

- ✓ TV/Video, Audio, Musical instruments, Industrial control

### Feature

- ✓ Suitable for various applications



### ■Specification

Total Rotational Angle	300±5°
Maximum Operating Voltage	150V AC
Insulation Resistance	100MΩ at DC500V
Dielectric Strength	AC 500V for 1 minute
Rotational Torque	20-200 gf.cm
Click Torque	30-250 gf.cm
Rotational Stop Strength of the Shaft	6 kgf.cm min
Push/Pull Strength of the Shaft	8 kgf for 3 sec
Rotation Life	15,000 cycles

### ■How to order

**RV16A01F – 10 B1 – 15K – B50K – 3C**

[Model](#)

#### Bushing Type

Order Code	φ	Order Code	Length
A	M6x0.75	1	5.0 mm
B	M7x0.75	2	6.5 mm
C	M8x0.75	3	7.0 mm
D	M3/8x0.75	4	8.0 mm
Blank	M7x0.75, 6.5 mm		

[Metal Shaft Type](#)

#### Click

Order code	Description
3	No click
3C, 3D,3E, 3F	Center click , 11, 21, 41 clicks

#### Taper and Resistance Value

Order Code	Taper	Resistance Value
A100K	Log/A	100KΩ
B1M	Linear/B	1MΩ
C500K	Rev-log/C	500KΩ

Taper: A, B and C

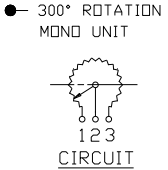
Resistance Value: 1KΩ to 500KΩ and 1MΩ

\*Contact us for other requirements.

## 16mm Rotary Type, Metal Shaft Series

### ■ Model Description

Model	Number of Unit	Switch Function	Terminal Type	With Sleeve or Bushing	Rotational Angle
<a href="#">RV16AF-10</a>	Single unit	N/A	Solder lug	Metal bushing	300°±5°
<a href="#">RV16AF-20</a>	Single unit	N/A	Horizontal	Metal bushing	300°±5°
<a href="#">RV16AF-30</a>	Single unit	N/A	Vertical (Front)	Metal bushing	300°±5°
<a href="#">RV16AF-41</a>	Single unit	N/A	Vertical	Metal bushing	300°±5°
<a href="#">RV16ARF-20</a>	Single unit with tap	N/A	Horizontal	Metal bushing	300°±5°
<a href="#">RV16A01F-10</a>	Dual unit	N/A	Solder lug	Metal bushing	300°±5°
<a href="#">RV16A01F-20</a>	Dual unit	N/A	Horizontal	Metal bushing	300°±5°
<a href="#">RV16A01F-30</a>	Dual unit	N/A	Vertical (Front)	Metal bushing	300°±5°
<a href="#">RV16A01F-41</a>	Dual unit	N/A	Vertical	Metal bushing	300°±5°
<a href="#">RV16AEF-20</a>	Dual unit with bracket	N/A	Horizontal	Metal bushing	300°±5°
<a href="#">RV16AE1F-20</a>	Dual unit with bracket	N/A	Horizontal	Metal bushing	300°±5°
<a href="#">RV16AD1F-41</a>	Dual unit with bracket	N/A	Vertical	Metal bushing	300°±5°

Order Code	Outline Drawing
RV16AF-10	  

[Back to top](#)

## 16mm Rotary Type, Metal Shaft Series

Order Code	Outline Drawing
<p>RV16AF-20</p> 	 <p>Technical drawing of RV16AF-20 potentiometer. Side view dimensions: 9.1, 6.5, L, F, 4.5, <math>\phi 6</math>, C0.5, <math>\phi 16.5</math>, 3-0.5, 3.8, M7X0.75. Front view dimensions: FULL C.C.W. POSITION, <math>\phi 17</math>, 7.8, 30°, 1.2, 2.8, 12.5, 3-1.0, 5, 5. PCB mounting hole detail: 3-<math>\phi 1.2^{+0.2}_{-0}</math>, 3.8, MOUNTING SURFACE, PCB MOUNTING HOLE DETAIL. Legend: 300° ROTATION MONO UNIT, 123 CIRCUIT.</p>
<p>RV16AF-30</p> 	 <p>Technical drawing of RV16AF-30 potentiometer. Side view dimensions: 9.1, 6.5, L, F, 4.5, <math>\phi 6</math>, C0.5, <math>\phi 16.5</math>, 3.5, 0.5, M7X0.75. Front view dimensions: FULL C.C.W. POSITION, <math>\phi 17</math>, 7.8, 30°, 1.2, 2.8, 10.9, 5, 5. PCB mounting hole detail: 7.8, <math>\phi 7.5^{+0.2}_{-0}</math>, 10.9, <math>\phi 3.0^{+0.2}_{-0}</math>, 3-<math>\phi 1.2^{+0.2}_{-0}</math>, 5, 5, MOUNTING SURFACE, PCB MOUNTING HOLE DETAIL. Legend: 300° ROTATION MONO UNIT, 123 CIRCUIT.</p>
<p>RV16AF-41</p> 	 <p>Technical drawing of RV16AF-41 potentiometer. Side view dimensions: 9.1, 6.5, L, F, 4.5, <math>\phi 6.0</math>, C0.5, <math>\phi 16.5</math>, 16, 0.5, 5, 10.7, M7X0.75. Front view dimensions: FULL C.C.W. POSITION, <math>\phi 17</math>, 7.8, 30°, 1.2, 2.8, 16, 5, 5. PCB mounting hole detail: 7.8, <math>\phi 7.5^{+0.2}_{-0}</math>, 16, <math>\phi 3.0^{+0.2}_{-0}</math>, 3-<math>\phi 1.2^{+0.2}_{-0}</math>, 5, 5, MOUNTING SURFACE, PCB MOUNTING HOLE DETAIL. Legend: 300° ROTATION MONO UNIT, 123 CIRCUIT.</p>
<p>RV16ARF-20</p> 	 <p>Technical drawing of RV16ARF-20 potentiometer. Side view dimensions: 9.1, 6.5, L, F, 4.5, <math>\phi 6</math>, C0.5, <math>\phi 16.5</math>, 0.5, 12.0, 3.8, M7X0.75. Front view dimensions: FULL C.C.W. POSITION, 8.5, 12.5, <math>\phi 17</math>, 7.8, 30°, 1.2, 2.8, 8.5, 12.5, 1.0, 3.5, 5, 5, 5. PCB mounting hole detail: 4-<math>\phi 1.2^{+0.2}_{-0}</math>, 3.8, MOUNTING SURFACE, PCB MOUNTING HOLE DETAIL. Legend: 300° ROTATION MONO UNIT, 123 CIRCUIT.</p>


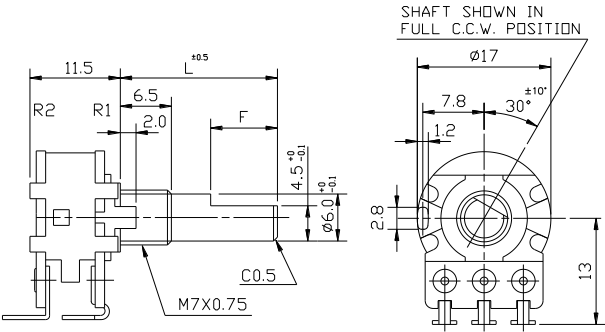
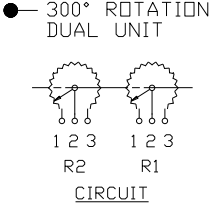


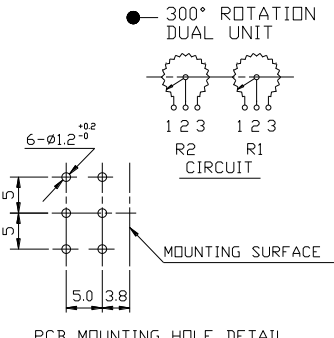
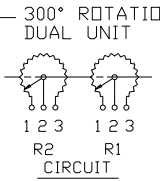

[Back to top](#)

# POTENTIOMETERS



ALPHA

## 16mm Rotary Type, Metal Shaft Series


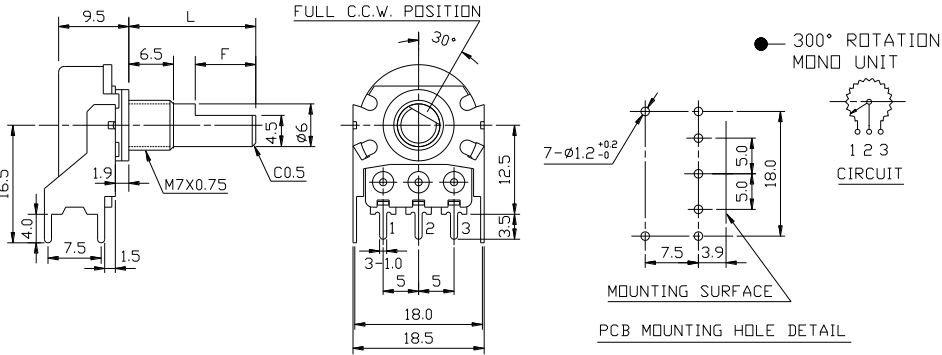

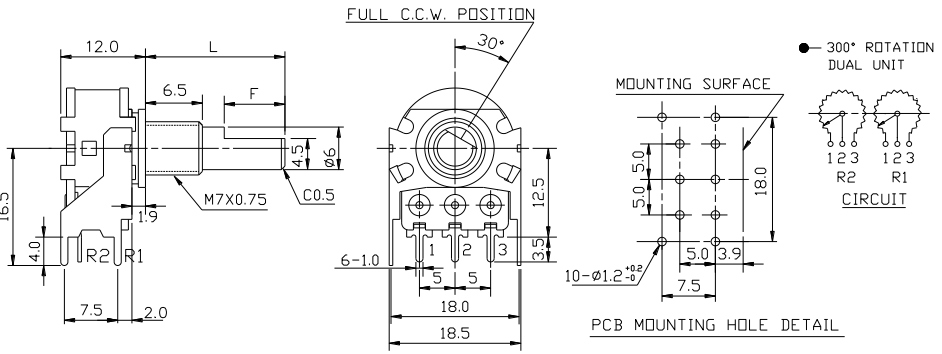

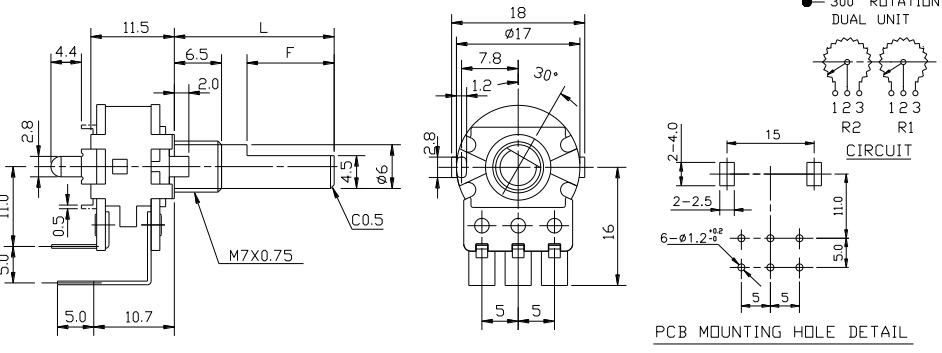
Order Code	Outline Drawing
<p>RV16A01F-10</p> 	 <p>SHAFT SHOWN IN FULL C.C.W. POSITION</p> <p>● 300° ROTATION DUAL UNIT</p> <p>CIRCUIT</p>
<p>RV16A01F-20</p> 	 <p>FULL C.C.W. POSITION</p> <p>● 300° ROTATION DUAL UNIT</p> <p>CIRCUIT</p> <p>PCB MOUNTING HOLE DETAIL</p>
<p>RV16A01F-30</p> 	 <p>FULL C.C.W. POSITION</p> <p>● 300° ROTATION DUAL UNIT</p> <p>CIRCUIT</p> <p>PCB MOUNTING HOLE DETAIL</p>
<p>RV16A01F-41</p> 	 <p>FULL C.C.W. POSITION</p> <p>● 300° ROTATION DUAL UNIT</p> <p>CIRCUIT</p> <p>PCB MOUNTING HOLE DETAIL</p>

[Back to top](#)

# POTENTIOMETERS



## 16mm Rotary Type, Metal Shaft Series

Order Code	Outline Drawing
<p>RV16AEF-20</p> 	 <p>Technical drawing of RV16AEF-20 potentiometer. Side view dimensions: 9.5, L, 6.5, F, 4.5, <math>\phi 6</math>, 16.5, 4.0, 7.5, 1.5, 1.9, M7X0.75, C0.5. Front view dimensions: 18.0, 18.5, 12.5, 3.5, 30°, FULL C.C.W. POSITION. PCB MOUNTING HOLE DETAIL: 7-<math>\phi 1.2^{+0.02}_{-0}</math>, 18.0, 5.0, 5.0, 7.5, 3.9, MOUNTING SURFACE. 300° ROTATION MONO UNIT. CIRCUIT: 1 2 3.</p>
<p>RV16AE1F-20</p> 	 <p>Technical drawing of RV16AE1F-20 potentiometer. Side view dimensions: 12.0, L, 6.5, F, 4.5, <math>\phi 6</math>, 16.5, 4.0, 7.5, 2.0, 1.9, M7X0.75, C0.5. Front view dimensions: 18.0, 18.5, 12.5, 3.5, 30°, FULL C.C.W. POSITION. PCB MOUNTING HOLE DETAIL: 10-<math>\phi 1.2^{+0.02}_{-0}</math>, 18.0, 5.0, 5.0, 7.5, 3.9, MOUNTING SURFACE. 300° ROTATION DUAL UNIT. CIRCUIT: 1 2 3 1 2 3, R2 R1.</p>
<p>RV16AD1F-41</p> 	 <p>Technical drawing of RV16AD1F-41 potentiometer. Side view dimensions: 11.5, L, 6.5, F, 4.5, <math>\phi 6</math>, 11.0, 5.0, 10.7, 5.0, 2.8, 0.5, M7X0.75, C0.5. Front view dimensions: 18, <math>\phi 17</math>, 7.8, 1.2, 30°, 16, 5, 5. PCB MOUNTING HOLE DETAIL: 6-<math>\phi 1.2^{+0.02}_{-0}</math>, 15, 11.0, 5.0, 2-4.0, 2-2.5, MOUNTING SURFACE. 300° ROTATION DUAL UNIT. CIRCUIT: 1 2 3 1 2 3, R2 R1.</p>

[Back to top](#)

## 16mm Rotary Type, Metal Shaft Series

### ■ Metal Shaft Type

K Type																																							
	A : 5mm	A : 6.5mm	A : 8mm																																				
		<table border="1"> <thead> <tr> <th>Order Code</th> <th>L</th> <th>T</th> </tr> </thead> <tbody> <tr> <td>10K</td> <td>10</td> <td>3.2</td> </tr> <tr> <td>15K</td> <td>15</td> <td>6</td> </tr> <tr> <td>20K</td> <td>20</td> <td>10</td> </tr> <tr> <td>25K</td> <td>25</td> <td>12</td> </tr> </tbody> </table>	Order Code	L	T	10K	10	3.2	15K	15	6	20K	20	10	25K	25	12	<table border="1"> <thead> <tr> <th>Order Code</th> <th>L</th> <th>T</th> </tr> </thead> <tbody> <tr> <td>10K</td> <td>10</td> <td>2.2</td> </tr> <tr> <td>15K</td> <td>15</td> <td>6</td> </tr> <tr> <td>20K</td> <td>20</td> <td>10</td> </tr> <tr> <td>25K</td> <td>25</td> <td>12</td> </tr> </tbody> </table>	Order Code	L	T	10K	10	2.2	15K	15	6	20K	20	10	25K	25	12	<table border="1"> <thead> <tr> <th>Order Code</th> <th>L</th> <th>T</th> </tr> </thead> <tbody> <tr> <td>20K</td> <td>20</td> <td>7</td> </tr> </tbody> </table>	Order Code	L	T	20K	20
Order Code	L	T																																					
10K	10	3.2																																					
15K	15	6																																					
20K	20	10																																					
25K	25	12																																					
Order Code	L	T																																					
10K	10	2.2																																					
15K	15	6																																					
20K	20	10																																					
25K	25	12																																					
Order Code	L	T																																					
20K	20	7																																					
F Type																																							
	A : 5mm	A : 6.5mm	A : 8mm																																				
	<table border="1"> <thead> <tr> <th>Order Code</th> <th>L</th> <th>F</th> </tr> </thead> <tbody> <tr> <td>10F</td> <td>10</td> <td>4</td> </tr> <tr> <td>15F</td> <td>15</td> <td>7</td> </tr> <tr> <td>20F</td> <td>20</td> <td>12</td> </tr> <tr> <td>25F</td> <td>25</td> <td>14</td> </tr> </tbody> </table>	Order Code	L	F	10F	10	4	15F	15	7	20F	20	12	25F	25	14	<table border="1"> <thead> <tr> <th>Order Code</th> <th>L</th> <th>F</th> </tr> </thead> <tbody> <tr> <td>10F</td> <td>10</td> <td>2.5</td> </tr> <tr> <td>15F</td> <td>15</td> <td>7</td> </tr> <tr> <td>20F</td> <td>20</td> <td>12</td> </tr> <tr> <td>25F</td> <td>25</td> <td>14</td> </tr> </tbody> </table>	Order Code	L	F	10F	10	2.5	15F	15	7	20F	20	12	25F	25	14	<table border="1"> <thead> <tr> <th>Order Code</th> <th>L</th> <th>F</th> </tr> </thead> <tbody> <tr> <td>20F</td> <td>20</td> <td>7</td> </tr> </tbody> </table>	Order Code	L	F	20F	20	7
Order Code	L	F																																					
10F	10	4																																					
15F	15	7																																					
20F	20	12																																					
25F	25	14																																					
Order Code	L	F																																					
10F	10	2.5																																					
15F	15	7																																					
20F	20	12																																					
25F	25	14																																					
Order Code	L	F																																					
20F	20	7																																					
R Type																																							
	A : 5 mm, 6.5 mm, 8 mm																																						
	<table border="1"> <thead> <tr> <th>Order Code</th> <th>L</th> </tr> </thead> <tbody> <tr> <td>10R</td> <td>10</td> </tr> <tr> <td>15R</td> <td>15</td> </tr> <tr> <td>20R</td> <td>20</td> </tr> <tr> <td>25R</td> <td>25</td> </tr> </tbody> </table>			Order Code	L	10R	10	15R	15	20R	20	25R	25																										
Order Code	L																																						
10R	10																																						
15R	15																																						
20R	20																																						
25R	25																																						

Design and specifications presented here are for the standard parts only. Please kindly contact us for your special requests and ask for the current technical specifications before purchase and/or use.

[Back to top](#)

# Mouser Electronics

Authorized Distributor

Click to View Pricing, Inventory, Delivery & Lifecycle Information:

## [Alpha \(Taiwan\):](#)

[RV16AF-10-15R1-B10K](#) [RV16AF-10-20R1-A1K](#) [RV16AF-10-20R1-A500K](#) [RV16AF-10-20R1-A100K](#) [RV16AF-10-20R1-A5K](#) [RV16AF-10-15R1-B100K](#) [RV16AF-10-20R1-A1M](#) [RV16AF-10-15R1-B20K](#) [RV16AF-10-15R1-B25K](#) [RV16AF-10-20R1-A50K](#) [RV16AF-10-20R1-B500K](#) [RV16AF-10-15R1-B50K](#) [RV16AF-10-15R1-B250K](#) [RV16AF-10-15R1-B1M](#) [RV16AF-10-15R1-B1K](#) [RV16AF-10-15R1-B5K](#) [RV16AF-10-15R1-B2K](#) [RV16AF-10-20R1-A2K](#) [RV16AF-10-20R1-B10K](#) [RV16AF-10-20R1-B50K](#) [RV16AF-10-15R1-B500K](#) [RV16AF-10-20R1-B1K](#) [RV16AF-10-20R1-A10K](#) [RV16AF-10-20R1-B5K](#) [RV16AF-10-20R1-B100K](#) [RV16AF-10-20R1-B1M](#) [RV16AF-10-20R1-B23](#) [RV16AF-42-15R1-B100K](#) [RV16AF-20-15K-C250K](#) [RV16AF-20-15S1-C500K](#) [RV16AF-20-15S1-C25K](#) [RV16AF-20-15K-C2K](#) [RV16AF-20-15K-C500K](#) [RV16AF-20-15S1-C1K](#) [RV16AF-20-15S1-C10K](#) [RV16AF-20-15S1-C1M](#) [RV16AF-20-15S1-C5K](#) [RV16AF-20-15S1-C2K](#) [RV16AF-20-15K-C1K](#) [RV16AF-20-15K-C10K](#) [RV16AF-20-15S1-C100K](#) [RV16AF-20-15S1-C50K](#) [RV16AF-20-15K-C1M](#) [RV16AF-20-15K-C5K](#) [RV16AF-20-15K-C50K](#) [RV16AF-20-15K-C25K](#) [RV16AF-20-15K-C100K](#) [RV16AF-20-15S1-C250K](#) [RV16AF-10-15K-C100K-3](#) [RV16AF-10-15K-C10K-3](#) [RV16AF-10-15K-C1K-3](#) [RV16AF-10-15K-C1M-3](#) [RV16AF-10-15K-C250K-3](#) [RV16AF-10-15K-C25K-3](#) [RV16AF-10-15K-C2K-3](#) [RV16AF-10-15K-C500K-3](#) [RV16AF-10-15K-C50K-3](#) [RV16AF-10-15K-C5K-3](#) [RV16AF-10-15S1-C100K](#) [RV16AF-10-15S1-C10K](#) [RV16AF-10-15S1-C250K](#) [RV16AF-10-15S1-C25K](#) [RV16AF-10-15S1-C2K](#) [RV16AF-10-15S1-C50K](#) [RV16AF-10-15S1-C5K](#) [RV16AF-10-15S1-C1K](#) [RV16AF-10-15S1-C1M](#) [RV16AF-10-15S1-C500K](#) [RV16AF-20-15K-A25K-3](#) [RV16AF-10-15S1-A100K](#) [RV16AF-20-15S1-A500K](#) [RV16AF-10-15S1-A50K](#) [RV16AF-10-15K-A10K-3](#) [RV16AF-10-15S1-A250K](#) [RV16AF-10-15S1-A5K](#) [RV16AF-20-15K-A50K-3](#) [RV16AF-10-15R1-A10K](#) [RV16AF-10-15S1-A1M](#) [RV16AF-20-15S1-A10K](#) [RV16AF-20-15K-A10K-3](#) [RV16AF-20-15K-A500K](#) [RV16AF-10-15S1-A1K](#) [RV16AF-10-15K-A100K-3](#) [RV16AF-20-15K-A5K](#) [RV16AF-10-15K-A500K-3](#) [RV16AF-10-15K-A250K-3](#) [RV16AF-20-15S1-A100K](#) [RV16AF-10-15K-A2K](#) [RV16AF-20CB-20K-A20K-LA](#) [RV16AF-20-15K-A2K](#) [RV16AF-10-15S1-A500K](#) [RV16AF-20-15S1-A2K](#) [RV16AF-20-15S1-A50K](#) [RV16AF-20-15S1-A1K](#) [RV16AF-10-15S1-A10K](#) [RV16AF-20-15S1-A25K](#) [RV16AF-10-15K-A1K](#) [RV16AF-20-15K-A100K-3](#) [RV16AF-20-15S1-A1M](#) [RV16AF-10-15S1-A25K](#)

Компания «Океан Электроники» предлагает заключение долгосрочных отношений при поставках импортных электронных компонентов на взаимовыгодных условиях!

Наши преимущества:

- Поставка оригинальных импортных электронных компонентов напрямую с производств Америки, Европы и Азии, а так же с крупнейших складов мира;
- Широкая линейка поставок активных и пассивных импортных электронных компонентов (более 30 млн. наименований);
- Поставка сложных, дефицитных, либо снятых с производства позиций;
- Оперативные сроки поставки под заказ (от 5 рабочих дней);
- Экспресс доставка в любую точку России;
- Помощь Конструкторского Отдела и консультации квалифицированных инженеров;
- Техническая поддержка проекта, помощь в подборе аналогов, поставка прототипов;
- Поставка электронных компонентов под контролем ВП;
- Система менеджмента качества сертифицирована по Международному стандарту ISO 9001;
- При необходимости вся продукция военного и аэрокосмического назначения проходит испытания и сертификацию в лаборатории (по согласованию с заказчиком);
- Поставка специализированных компонентов военного и аэрокосмического уровня качества (Xilinx, Altera, Analog Devices, Intersil, Interpoint, Microsemi, Actel, Aeroflex, Peregrine, VPT, Syfer, Eurofarad, Texas Instruments, MS Kennedy, Miteq, Cobham, E2V, MA-COM, Hittite, Mini-Circuits, General Dynamics и др.);

Компания «Океан Электроники» является официальным дистрибьютором и эксклюзивным представителем в России одного из крупнейших производителей разъемов военного и аэрокосмического назначения «JONHON», а так же официальным дистрибьютором и эксклюзивным представителем в России производителя высокотехнологичных и надежных решений для передачи СВЧ сигналов «FORSTAR».



## JONHON

«JONHON» (основан в 1970 г.)

Разъемы специального, военного и аэрокосмического назначения:

(Применяются в военной, авиационной, аэрокосмической, морской, железнодорожной, горно- и нефтедобывающей отраслях промышленности)

«FORSTAR» (основан в 1998 г.)

ВЧ соединители, коаксиальные кабели, кабельные сборки и микроволновые компоненты:

(Применяются в телекоммуникациях гражданского и специального назначения, в средствах связи, РЛС, а так же военной, авиационной и аэрокосмической отраслях промышленности).



Телефон: 8 (812) 309-75-97 (многоканальный)

Факс: 8 (812) 320-03-32

Электронная почта: [ocean@oceanchips.ru](mailto:ocean@oceanchips.ru)

Web: <http://oceanchips.ru/>

Адрес: 198099, г. Санкт-Петербург, ул. Калинина, д. 2, корп. 4, лит. А