

International Series Control Transformers: 50 - 750 VA

Electromagnetic control components demand inrush currents up to 10 times the transformers nominal rating without sacrificing secondary voltage stability beyond practical limits. The International series transformers fully comply with IEC and NEMA standards and are available with IEC touchproof covers (IP20).

Features

- Epoxy encapsulated for cooler operation
- Interleaved copper windings to reduce impedance
- 50/60 Hz
- 55°C Rise, 105°C insulation system for harsh, heavy duty applications
- Exceeds IEC, NEMA, ANSI, NMTBA, JIC and automotive standards

Certifications and Compliances

-  Listed: E77014
 - UL 506
 - CSA C22.2 No. 66
-  - IEC 61558-1, IEC 61558-2-2
- RoHS Compliant

Related Products

- DIN Rail Power Supplies
- 63 Series Power Conditioners
- Surge Protective Devices



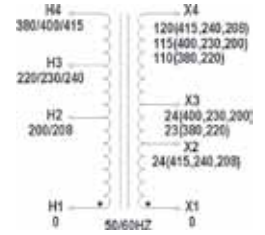
E77014

| CATALOG NUMBER | FIELD INSTALLED OPTIONS DESCRIPTIONS |
|----------------|--------------------------------------------------------------------------------------------------------------------------------------------------------------------------------------------------------------|
| SBEDIN |  <p>DIN Circuit Breaker Mounting Field installed IEC fuse holder adaptor kit</p> |
| IP20 |  <p>Terminal Covers (Two Covers Per Kit) Field installed primary and secondary IEC Touch Proof Cover Kit.</p> |

Selection Tables: International Series

**Group 1 – 208/240/415 Volt Primary, 120/24 Secondary, 50/60 Hz
200/230/400 Volt Primary, 115/23 Secondary, 50/60 Hz**

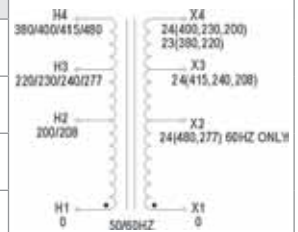
| Continuous VA | Instantaneous VA * | Catalog Number | Height in (mm) | Width in (mm) | Depth in (mm) | Mtg Width W1 / W2 – in (mm) | Mtg Depth D1 / D2 – in (mm) | Slot Size S1/S2 – in (mm) | Approx. Ship Weight lbs (kg) |
|---------------|--------------------|----------------|----------------|---------------|---------------|-----------------------------|-----------------------------|-----------------------------------------------------|------------------------------|
| 50 | 105 | E050TC | 2.96 (75.2) | 3.39 (86.1) | 4.36 (110.7) | 2.81 / 2.50 (71.4 / 63.5) | 2.10 / N/A (53.3 / N/A) | .20 x .50 / .20 x .50 (5.08 x 12.7 / 5.08 x 12.7) | 4.0 (1.82) |
| 100 | 230 | E100TC | 3.89 (98.8) | 4.50 (114.3) | 4.48 (113.8) | 2.56 / 2.87 (65.0 / 72.9) | 2.87 / 3.18 (72.9 / 80.8) | .20 x .65 / .20 x .33 (5.08 x 16.5 / 5.08 x 8.4) | 8.0 (3.67) |
| 150 | 420 | E150TC | 3.89 (98.8) | 4.50 (114.3) | 5.21 (132.3) | 3.74 / 3.12 (95.0 / 79.3) | 3.29 / 3.61 (83.6 / 91.7) | .20 x .65 / .20 x .33 (5.08 x 16.5 / 5.08 x 8.4) | 11.0 (5.00) |
| 250 | 675 | E250TC | 4.53 (115.1) | 5.25 (133.4) | 5.07 (128.8) | 4.38 / 3.75 (111.3 / 95.3) | 3.54 / N/A (89.9 / N/A) | .31 x .85 / .31 x .85 (7.87 x 21.59 / 7.87 x 21.59) | 15.0 (6.82) |
| 500 | 1600 | E500TC | 5.56 (141.2) | 6.38 (162.1) | 6.93 (176.0) | 5.32 / 4.37 (135.1 / 111.0) | 4.25 / 5.75 (108.0 / 146.1) | .31 x .03 / .31 x .85 (7.87 x .85 / 7.87 x 21.59) | 30.0 (13.64) |



* At 50% PF (Power Factor), 95% Nominal Secondary Voltage.

**Group 2 – 208/240/415 Volt Primary, 24 Volt Secondary, 50/60 Hz
277/480 Volt Primary, 24 Volt Secondary, 60 Hz
200/230/400 Volt Primary, 24 Volt Secondary, 50/60 Hz
220/380 Volt Primary, 23 Volt Secondary, 50/60 Hz**

| Continuous VA | Instantaneous VA* | Catalog Number | Height in (mm) | Width in (mm) | Depth in (mm) | Mtg Width W1 / W2 in (mm) | Mtg Depth D1 / D2 in (mm) | Slot Size S1/S2 – in (mm) | Approx. Ship Weight lbs (kg) |
|---------------|-------------------|----------------|----------------|---------------|---------------|-----------------------------|-----------------------------|---------------------------------------------------|------------------------------|
| 50 | 105 | E050TE | 2.96 (75.2) | 3.39 (86.1) | 4.36 (110.7) | 2.81 / 2.50 (71.4 / 63.5) | 2.10 / N/A (53.3 / N/A) | .20 x .50 / .20 x .50 (5.08 x 12.7 / 5.08 x 12.7) | 4.0 (1.82) |
| 100 | 230 | E100TE | 3.89 (98.8) | 4.50 (114.3) | 4.48 (113.8) | 2.56 / 2.87 (65.0 / 72.9) | 2.87 / 3.18 (72.9 / 80.8) | .20 x .03 / .20 x .01 (5.08 x .65 / 5.08 x .33) | 8.0 (3.67) |
| 150 | 420 | E150TE | 3.89 (98.8) | 4.50 (114.3) | 5.21 (132.3) | 3.74 / 3.12 (95.0 / 79.3) | 3.29 / 3.61 (83.6 / 91.7) | .20 x .03 / .20 x .01 (5.08 x .65 / 5.08 x .33) | 11.0 (5.00) |
| 250 | 675 | E250TE | 4.53 (115.1) | 5.25 (133.4) | 5.07 (128.8) | 4.38 / 3.75 (111.3 / 95.3) | 3.54 / N/A (89.9 / N/A) | .30 x .71 / .30 x .71 (7.87 x 18.0 / 7.87 x 18.0) | 15.0 (6.82) |
| 500 | 1600 | E500TE | 5.56 (141.2) | 6.38 (162.1) | 6.93 (176.0) | 5.32 / 4.37 (135.1 / 111.0) | 4.25 / 5.75 (108.0 / 146.1) | .30 x .85 / .30 x .85 (7.87 x 21.6 / 7.87 x 21.6) | 30.0 (13.64) |



Note: Fuse holders are not available for these voltage configurations.

* At 50% PF (Power Factor), 95% Nominal Secondary Voltage.

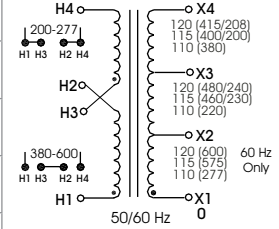
Design Style



Selection Tables: International Series - continued

Group 3 – 208/240/415/480/600 * Volt Primary, 120 Volt Secondary, 50/60 Hz
200/230/400/460/575 * Volt Primary, 115 Volt Secondary, 50/60 Hz
220/277 */380 Volt Primary, 110 Volt Secondary, 50/60 Hz

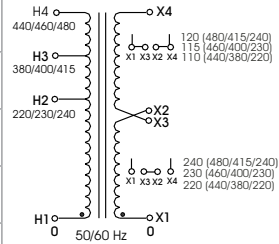
| Continuous VA | Instantaneous VA ** | Catalog Number | Height in (mm) | Width in (mm) | Depth in (mm) | Mtg Width W1 / W2 – in (mm) | Mtg Depth D1 / D2 – in (mm) | Slot Size S1/S2 – in (mm) | Approx. Ship Weight lbs (kg) |
|---------------|---------------------|----------------|----------------|---------------|---------------|-----------------------------|-----------------------------|---------------------------------------------------|------------------------------|
| 50 | 93 | E050TF | 2.96 (75.2) | 3.39 (86.1) | 4.36 (110.7) | 2.81 / 2.50 (71.4 / 63.5) | 2.10 / N/A (53.3 / N/A) | .20 x .50 / .20 x .50 (5.08 x 12.7 / 5.08 x 12.7) | 4.0 (1.82) |
| 100 | 205 | E100TF | 3.89 (98.8) | 4.50 (114.3) | 4.48 (113.8) | 3.74 / 3.12 (95.0 / 79.3) | 2.56 / 2.87 (65.0 / 73.0) | .20 x .65 / .20 x .33 (5.08 x 16.5 / 5.08 x 8.38) | 8.0 (3.67) |
| 150 | 390 | E150TF | 3.89 (98.8) | 4.50 (114.3) | 5.21 (132.3) | 3.74 / 3.12 (95.0 / 79.3) | 3.29 / 3.61 (83.6 / 91.7) | .20 x .65 / .20 x .33 (5.08 x 16.5 / 5.08 x 8.38) | 11.0 (5.00) |
| 250 | 630 | E250TF | 4.53 (115.1) | 5.25 (133.4) | 5.07 (128.8) | 4.38 / 3.75 (111.3 / 95.3) | 3.54 / N/A (89.9 / N/A) | .31 x .71 / .31 x .71 (7.9 x 18.0 / 7.9 x 18.0) | 15.0 (6.82) |
| 500 | 1200 | E500TF | 5.56 (141.2) | 6.38 (162.1) | 6.93 (176.0) | 5.32 / 4.37 (135.1 / 111.0) | 4.25 / 5.75 (108.0 / 146.1) | .31 x .85 / .31 x .85 (7.9 x 21.6 / 7.9 x 21.6) | 30.0 (13.64) |
| 750 | 2290 | E750TF | 5.56 (141.2) | 6.38 (162.1) | 7.36 (187.0) | 5.32 / 4.37 (135.1 / 111.0) | 4.68 / 6.18 (118.9 / 157.0) | .31 x .85 / .31 x .85 (7.9 x 21.6 / 7.9 x 21.6) | 34.0 (15.45) |



* 60 Hz Only.
 ** At 50% PF (Power Factor), 95% Nominal Secondary Voltage.

Group 4 – 240/415/480 Volt Primary, 120/240 Volt Secondary, 50/60 Hz
230/400/460 Volt Primary, 115/230 Volt Secondary, 50/60 Hz
220/380/440 Volt Primary, 110/220 Volt Secondary, 50/60 Hz

| Continuous VA | Instantaneous VA* | Catalog Number | Height in (mm) | Width in (mm) | Depth in (mm) | Mtg Width W1 / W2 in (mm) | Mtg Depth D1 / D2 in (mm) | Slot Size S1/S2 – in (mm) | Approx. Ship Weight lbs (kg) |
|---------------|-------------------|----------------|----------------|---------------|---------------|-----------------------------|-----------------------------|---------------------------------------------------|------------------------------|
| 50 | 110 | E050TH | 2.96 (75.2) | 3.39 (86.1) | 4.36 (110.7) | 2.81 / 2.50 (71.4 / 63.5) | 2.10 / N/A (53.3 / N/A) | .20 x .50 / .20 x .50 (5.08 x 12.7 / 5.08 x 12.7) | 4.0 (1.82) |
| 100 | 235 | E100TH | 3.89 (98.8) | 4.50 (114.3) | 4.48 (113.8) | 3.74 / 3.12 (95.0 / 79.3) | 2.56 / 2.87 (65.0 / 73.0) | .20 x .65 / .20 x .33 (5.08 x 16.5 / 5.08 x 8.38) | 8.0 (3.67) |
| 150 | 470 | E150TH | 3.89 (98.8) | 4.50 (114.3) | 5.21 (132.3) | 3.74 / 3.12 (95.0 / 79.3) | 3.29 / 3.61 (83.6 / 91.7) | .20 x .65 / .20 x .33 (5.08 x 16.5 / 5.08 x 8.38) | 11.0 (5.00) |
| 250 | 730 | E250TH | 4.53 (115.1) | 5.25 (133.4) | 5.07 (128.8) | 4.38 / 3.75 (111.3 / 95.3) | 3.54 / N/A (89.9 / N/A) | .31 x .81 / .31 x .85 (7.9 x 20.59 / 7.9 x 18.0) | 15.0 (6.82) |
| 500 | 1670 | E500TH | 5.56 (141.2) | 6.38 (162.1) | 6.93 (176.0) | 5.32 / 4.37 (135.1 / 111.0) | 4.25 / 5.75 (108.0 / 146.1) | .31 x .85 / .31 x .85 (7.9 x 21.59 / 7.9 x 21.59) | 30.0 (13.64) |
| 750 | 2250 | E750TH | 5.56 (141.2) | 6.38 (162.1) | 7.36 (187.0) | 5.32 / 4.37 (135.1 / 111.0) | 4.68 / 6.18 (118.9 / 157.0) | .31 x .85 / .31 x .85 (7.9 x 21.59 / 7.9 x 21.59) | 34.0 (15.45) |



Note: Fuse holders are not available for these voltage configurations.
 * At 50% PF (Power Factor), 95% Nominal Secondary Voltage.

International Series - Fuse Recommendations

Primary Fusing: Consult local Electrical Code. Secondary Fusing: per IEC EN61558-2-2. * See 500 VA fuse rating for MC design.

| VA | Maximum Current Rating of Fuse | | |
|------|--------------------------------|---------|---------|
| | 24 Vac | 115 Vac | 230 Vac |
| 50 | 2 | 0.5 | 0.25 |
| 100 | 4 | 1 | 0.5 |
| 150 | 6 | 1.6 | 0.8 |
| 250 | 10 | 2 | 1 |
| 500 | 20 | 4 | 2 |
| 750 | * | 6 | 4 |
| 1000 | * | 8 | 4 |
| 1500 | * | 12 | 6 |
| 2000 | - | 16 | 8 |

* See 500 VA fuse rating for MC design.

ICE International Series: 750 - 2000 VA

International CE marked transformers include IP20 touchproof terminations and copper windings in an encapsulated design. These units range from 750 to 2000 VA with 80°C temperature rise. The design is highly flexible due to the use of the standardized primary coil for multiple worldwide voltage combinations. CE marked and cULus approval make the ICE International Series the perfect choice for OEM export equipment.

Features

- IP20 Touch-Proof terminals
- Copper windings
- Epoxy encapsulated for cooler operation and increased reliability
- 80°C rise temp, 130°C insulation system for harsh, heavy-duty standards
- 50/60 Hz Frequency
- Meets or exceeds electrical requirements of NEMA, ANSI and IEC

Certifications and Compliances

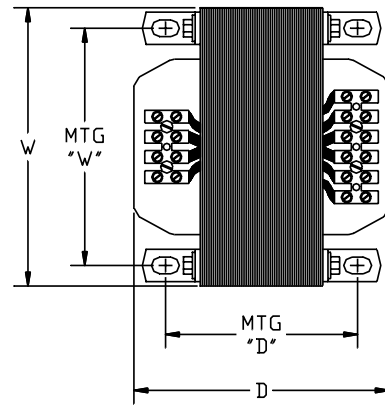
-  Listed: E77014
 - UL 506
 - CSA C22.2 No. 66
-  -IEC 61558-1, IEC 61558-2-2
- RoHS Compliant

Related Products

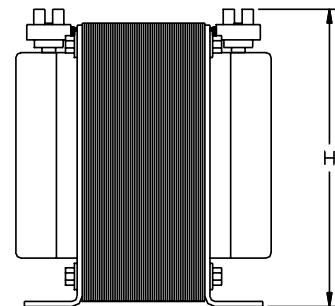
- DIN Rail Power Supplies
- 63 Series Power Conditioners
- Surge Protective Devices



Design Style



Top View

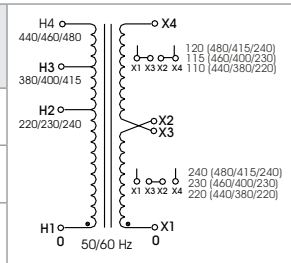


Profile

Selection Tables: International Series

**Group 5 – 240/415/480 Volt Primary, 120/240 Volt Secondary, 50/60 Hz
230/400/460 Volt Primary, 115/230 Volt Secondary, 50/60 Hz
220/380/440 Volt Primary, 110/220 Volt Secondary, 50/60 Hz**

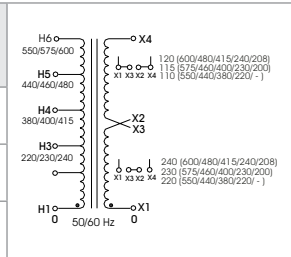
| Continuous VA | Instantaneous VA * | Catalog Number | Height in (mm) | Width in (mm) | Depth in (mm) | Mtg Width "W" in (mm) | Mtg Depth "D" in (mm) | Slot Size – inches (mm) | Approx. Ship Weight lbs (kg) |
|---------------|--------------------|----------------|----------------|---------------|---------------|-----------------------|-----------------------|--------------------------|------------------------------|
| 1000 | 2500 | CE1000TH | 5.63 (143.0) | 6.38 (162.1) | 6.00 (152.4) | 5.31 (135.0) | 4.25 (108.0) | .31 x .69 (7.87 x 17.52) | 25 (11.36) |
| 1500 | 4200 | CE1500TH | 5.63 (143.0) | 6.38 (162.1) | 6.75 (171.5) | 5.31 (135.0) | 5.00 (127.0) | .31 x .69 (7.87 x 17.52) | 32 (14.55) |
| 2000 | 6000 | CE2000TH | 5.63 (143.0) | 6.38 (162.1) | 7.75 (196.9) | 5.31 (135.0) | 6.00 (152.4) | .31 x .69 (7.87 x 17.52) | 37 (16.82) |



* At 50% PF (Power Factor), 95% Nominal Secondary Voltage.

**Group 6 – 208/240/415/480/600 Volt Primary, 120/240 Volt Secondary, 50/60 Hz
200/230/400/460/575 Volt Primary, 115/230 Volt Secondary, 50/60 Hz
– /220/380/440/550 Volt Primary, 110/220 Volt Secondary, 50/60 Hz**

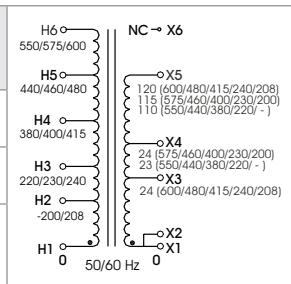
| Continuous VA | Instantaneous VA * | Catalog Number | Height in (mm) | Width in (mm) | Depth in (mm) | Mtg Width "W" in (mm) | Mtg Depth "D" in (mm) | Slot Size in (mm) | Approx. Ship Weight lbs (kg) |
|---------------|--------------------|----------------|----------------|---------------|---------------|-----------------------|-----------------------|--------------------------|------------------------------|
| 1000 | 2500 | CE1000MH | 5.63 (143.0) | 6.38 (162.1) | 6.00 (152.4) | 5.31 (135.0) | 4.25 (108.0) | .31 x .69 (7.87 x 17.52) | 25.0 (11.36) |
| 1500 | 4200 | CE1500MH | 5.63 (143.0) | 6.38 (162.1) | 6.75 (171.5) | 5.31 (135.0) | 5.00 (127.0) | .31 x .69 (7.87 x 17.52) | 32.0 (14.55) |
| 2000 | 6000 | CE2000MH | 5.63 (143.0) | 6.38 (162.1) | 7.75 (196.9) | 5.31 (135.0) | 6.00 (152.4) | .31 x .69 (7.87 x 17.52) | 37.0 (16.82) |



* At 50% PF (Power Factor), 95% Nominal Secondary Voltage.

**Group 7 – 208/240/415/480/600 Volt Primary, 120/ – /24 Volt Secondary, 50/60 Hz
200/230/400/460/575 Volt Primary, 115/24/23 Volt Secondary, 50/60 Hz
– /220/380/440/550 Volt Primary, 110/23/– Volt Secondary, 50/60 Hz**

| Continuous VA | Instantaneous VA * | Catalog Number | Height in (mm) | Width in (mm) | Depth in (mm) | Mtg Width "W" in (mm) | Mtg Depth "D" in (mm) | Slot Size in (mm) | Approx. Ship Weight lbs (kg) |
|---------------|--------------------|----------------|----------------|---------------|---------------|-----------------------|-----------------------|--------------------------|------------------------------|
| 750 | 1875 | CE750MC | 5.63 (143.0) | 6.38 (162.1) | 6.00 (152.4) | 5.31 (135.0) | 4.25 (108.0) | .31 x .69 (7.87 x 17.52) | 25 (11.36) |
| 1000 | 3000 | CE1000MC | 5.63 (143.0) | 6.38 (162.1) | 6.75 (171.5) | 5.31 (135.0) | 5.00 (127.0) | .31 x .69 (7.87 x 17.52) | 32 (14.55) |
| 1500 | 4500 | CE1500MC | 5.63 (143.0) | 6.38 (162.1) | 7.75 (196.9) | 5.31 (135.0) | 6.00 (152.4) | .31 x .69 (7.87 x 17.52) | 37 (16.82) |



Notes: 24V output 500 VA maximum load. Fuse holders are not available for these voltage configurations.

* At 50% PF (Power Factor), 95% Nominal Secondary Voltage.

Компания «Океан Электроники» предлагает заключение долгосрочных отношений при поставках импортных электронных компонентов на взаимовыгодных условиях!

Наши преимущества:

- Поставка оригинальных импортных электронных компонентов напрямую с производств Америки, Европы и Азии, а так же с крупнейших складов мира;
- Широкая линейка поставок активных и пассивных импортных электронных компонентов (более 30 млн. наименований);
- Поставка сложных, дефицитных, либо снятых с производства позиций;
- Оперативные сроки поставки под заказ (от 5 рабочих дней);
- Экспресс доставка в любую точку России;
- Помощь Конструкторского Отдела и консультации квалифицированных инженеров;
- Техническая поддержка проекта, помощь в подборе аналогов, поставка прототипов;
- Поставка электронных компонентов под контролем ВП;
- Система менеджмента качества сертифицирована по Международному стандарту ISO 9001;
- При необходимости вся продукция военного и аэрокосмического назначения проходит испытания и сертификацию в лаборатории (по согласованию с заказчиком);
- Поставка специализированных компонентов военного и аэрокосмического уровня качества (Xilinx, Altera, Analog Devices, Intersil, Interpoint, Microsemi, Actel, Aeroflex, Peregrine, VPT, Syfer, Eurofarad, Texas Instruments, MS Kennedy, Miteq, Cobham, E2V, MA-COM, Hittite, Mini-Circuits, General Dynamics и др.);

Компания «Океан Электроники» является официальным дистрибьютором и эксклюзивным представителем в России одного из крупнейших производителей разъемов военного и аэрокосмического назначения «JONHON», а так же официальным дистрибьютором и эксклюзивным представителем в России производителя высокотехнологичных и надежных решений для передачи СВЧ сигналов «FORSTAR».



JONHON

«JONHON» (основан в 1970 г.)

Разъемы специального, военного и аэрокосмического назначения:

(Применяются в военной, авиационной, аэрокосмической, морской, железнодорожной, горно- и нефтедобывающей отраслях промышленности)

«FORSTAR» (основан в 1998 г.)

ВЧ соединители, коаксиальные кабели, кабельные сборки и микроволновые компоненты:

(Применяются в телекоммуникациях гражданского и специального назначения, в средствах связи, РЛС, а так же военной, авиационной и аэрокосмической отраслях промышленности).



Телефон: 8 (812) 309-75-97 (многоканальный)

Факс: 8 (812) 320-03-32

Электронная почта: ocean@oceanchips.ru

Web: <http://oceanchips.ru/>

Адрес: 198099, г. Санкт-Петербург, ул. Калинина, д. 2, корп. 4, лит. А