



N-Channel Depletion-Mode Vertical DMOS FET

Features

- ▶ High input impedance
- ▶ Low input capacitance
- ▶ Fast switching speeds
- ▶ Low on-resistance
- ▶ Free from secondary breakdown
- ▶ Low input and output leakage

Applications

- ▶ Normally-on switches
- ▶ Solid state relays
- ▶ Converters
- ▶ Linear amplifiers
- ▶ Constant current sources
- ▶ Power supply circuits
- ▶ Telecom

General Description

These depletion-mode (normally-on) transistors utilize an advanced vertical DMOS structure and Supertex's well-proven silicon-gate manufacturing process. This combination produces devices with the power handling capabilities of bipolar transistors and with the high input impedance and positive temperature coefficient inherent in MOS devices. Characteristic of all MOS structures, these devices are free from thermal runaway and thermally-induced secondary breakdown.

Supertex's vertical DMOS FETs are ideally suited to a wide range of switching and amplifying applications where high breakdown voltage, high input impedance, low input capacitance, and fast switching speeds are desired.

Ordering Information

| Device | Package Options | | BV _{DSX} /BV _{DGX} (V) | R _{DS(ON)} (max) (Ω) | I _{DSS} (min) (mA) |
|--------|-----------------|-------------------|---|-------------------------------------|-----------------------------------|
| | TO-92 | TO-243AA (SOT-89) | | | |
| DN3545 | DN3545N3-G | DN3545N8-G | 450 | 20 | 200 |

-G indicates package is RoHS compliant ('Green')




Absolute Maximum Ratings

| Parameter | Value |
|-----------------------------------|-------------------|
| Drain-to-source voltage | BV _{DSX} |
| Drain-to-gate voltage | BV _{DGX} |
| Gate-to-source voltage | ±20V |
| Operating and storage temperature | -55°C to +150°C |
| Soldering temperature* | 300°C |

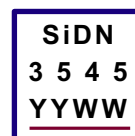
Absolute Maximum Ratings are those values beyond which damage to the device may occur. Functional operation under these conditions is not implied. Continuous operation of the device at the absolute rating level may affect device reliability. All voltages are referenced to device ground.

* Distance of 1.6mm from case for 10 seconds.

Pin Configurations



Product Marking



YY = Year Sealed
 WW = Week Sealed
 _____ = "Green" Packaging

Package may or may not include the following marks: Si or

TO-92 (N3)



W = Code for week sealed
 _____ = "Green" Packaging

Package may or may not include the following marks: Si or

TO-243AA (SOT-89) (N8)

Thermal Characteristics

| Package | I_D (continuous) [†] (mA) | I_D (pulsed) (mA) | Power Dissipation @ $T_A = 25^\circ\text{C}$ (W) | θ_{jc} ($^\circ\text{C}/\text{W}$) | θ_{ja} ($^\circ\text{C}/\text{W}$) | I_{DR} [†] (mA) | I_{DRM} (mA) |
|----------|--|---------------------------|--|--|--|-------------------------------|-------------------|
| T0-92 | 136 | 1600 | 0.74 | 125 | 170 | 136 | 1600 |
| TO-243AA | 200 | 300 | 1.6 [‡] | 15 | 78 [‡] | 200 | 300 |

Notes:

[†] I_D (continuous) is limited by max rated T_j .

[‡] Mounted on FR4 board, 25mm x 25mm x 1.57mm.

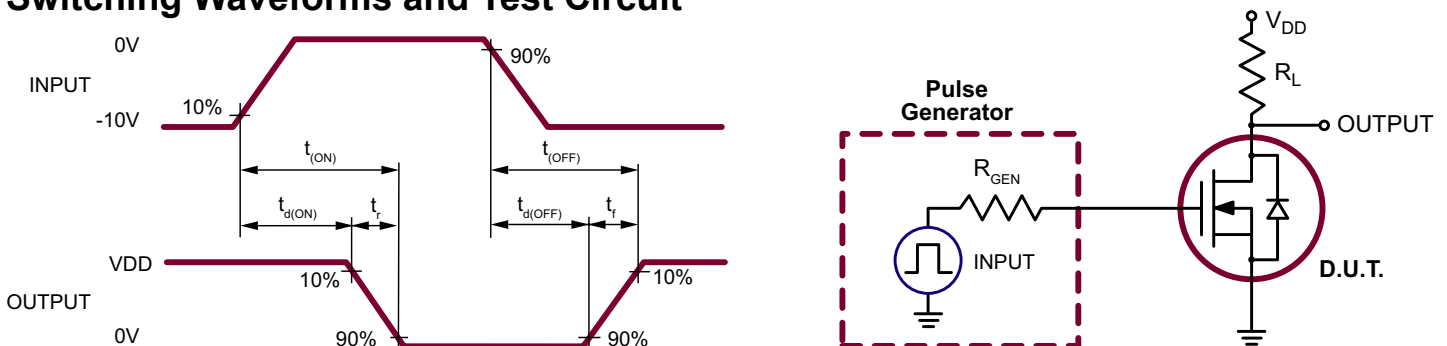
Electrical Characteristics ($T_A = 25^\circ\text{C}$ unless otherwise specified)

| Sym | Parameter | Min | Typ | Max | Units | Conditions |
|----------------------|--|------|-----|------|----------------------|--|
| BV_{DSX} | Drain-to-source breakdown voltage | 450 | - | - | V | $V_{GS} = -5.0\text{V}, I_D = 100\mu\text{A}$ |
| $V_{GS(OFF)}$ | Gate-to-source off voltage | -1.5 | - | -3.5 | V | $V_{DS} = 25\text{V}, I_D = 10\mu\text{A}$ |
| $\Delta V_{GS(OFF)}$ | Change in $V_{GS(OFF)}$ with temperature | - | - | -4.5 | mV/ $^\circ\text{C}$ | $V_{DS} = 25\text{V}, I_D = 10\mu\text{A}$ |
| I_{GSS} | Gate body leakage current | - | - | 100 | nA | $V_{GS} = \pm 20\text{V}, V_{DS} = 0\text{V}$ |
| $I_{D(OFF)}$ | drain-to-source leakage current | - | - | 1.0 | μA | $V_{GS} = -5.0\text{V}, V_{DS} = \text{Max Rating}$ |
| | | - | - | 1.0 | mA | $V_{GS} = -5.0\text{V}, V_{DS} = 0.8\text{Max Rating}$ $T_A = 125^\circ\text{C}$ |
| I_{DSS} | Saturated drain-to-source current | 200 | - | - | mA | $V_{GS} = 0\text{V}, V_{DS} = 15\text{V}$ |
| $R_{DS(ON)}$ | Static drain-to-source on-state resistance | - | - | 20 | Ω | $V_{GS} = 0\text{V}, I_D = 150\text{mA}$ |
| $\Delta R_{DS(ON)}$ | Change in $R_{DS(ON)}$ with temperature | - | - | 1.1 | %/ $^\circ\text{C}$ | $V_{GS} = 0\text{V}, I_D = 150\text{mA}$ |
| G_{FS} | Forward transductance | 150 | - | - | mmho | $I_D = 100\text{mA}, V_{DS} = 10\text{V}$ |
| C_{ISS} | Input capacitance | - | - | 360 | pF | $V_{GS} = -5.0\text{V}, V_{DS} = 25\text{V},$ $f = 1.0\text{MHz}$ |
| C_{OSS} | Common source output capacitance | - | - | 40 | | |
| C_{RSS} | Reverse transfer capacitance | - | - | 15 | | |
| $t_{d(ON)}$ | Turn-on delay time | - | - | 20 | ns | $V_{DD} = 25\text{V}, I_D = 150\text{mA},$ $R_{GEN} = 25\Omega, V_{GS} = 0\text{V to } -10\text{V}$ |
| t_r | Rise time | - | - | 30 | | |
| $t_{d(OFF)}$ | Turn-off delay time | - | - | 30 | | |
| t_f | Fall time | - | - | 40 | | |
| V_{SD} | Diode forward voltage drop | - | - | 1.8 | V | $V_{GS} = -5.0\text{V}, I_{SD} = 150\text{mA}$ |
| t_{rr} | Reverse recovery time | - | 800 | - | ns | $V_{GS} = -5.0\text{V}, I_{SD} = 150\text{mA}$ |

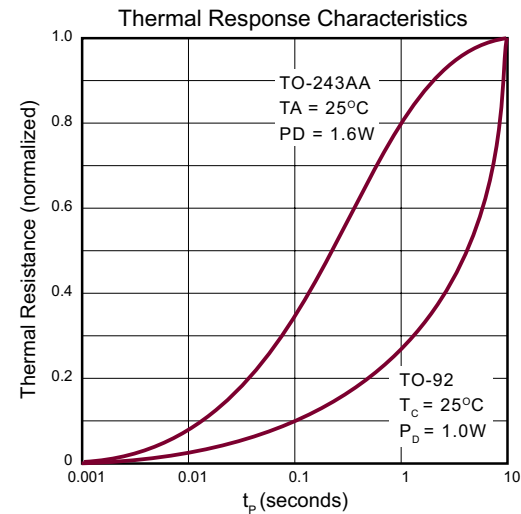
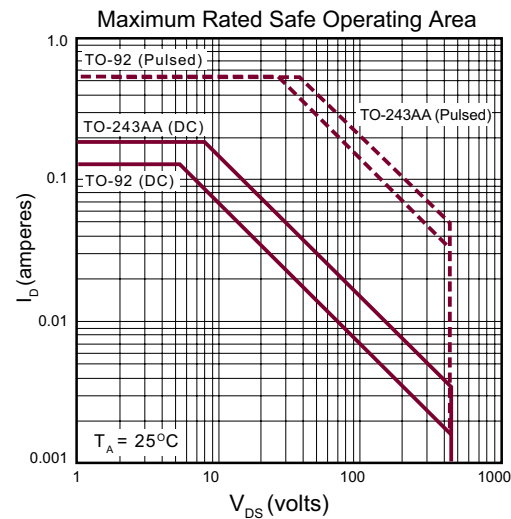
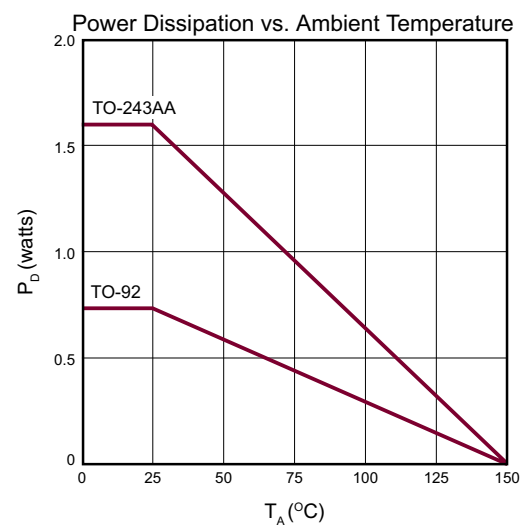
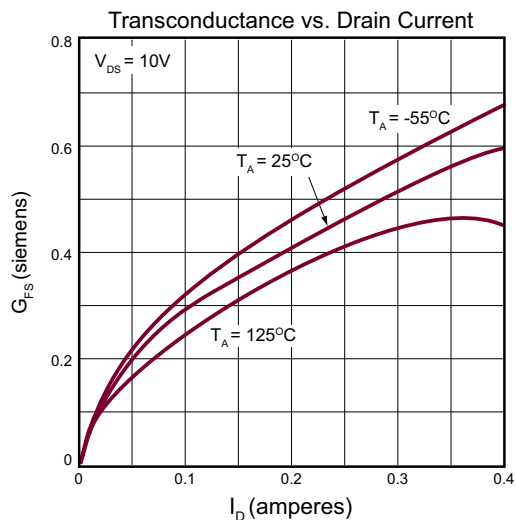
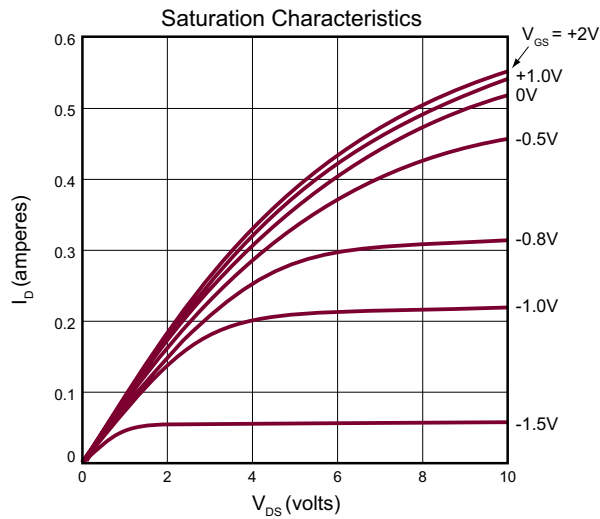
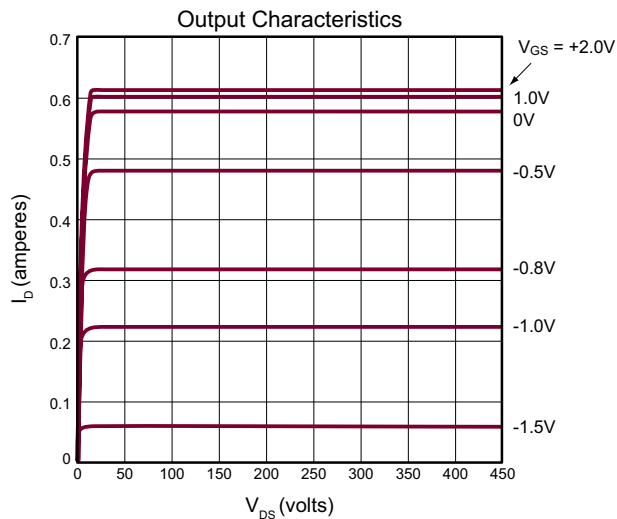
Notes:

- All D.C. parameters 100% tested at 25°C unless otherwise stated. (Pulse test: 300 μs pulse, 2% duty cycle.)
- All A.C. parameters sample tested.

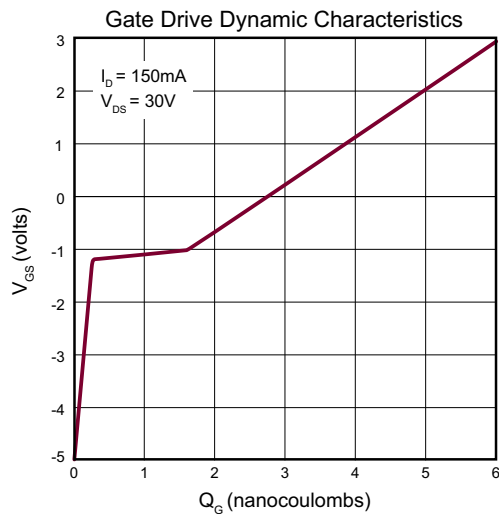
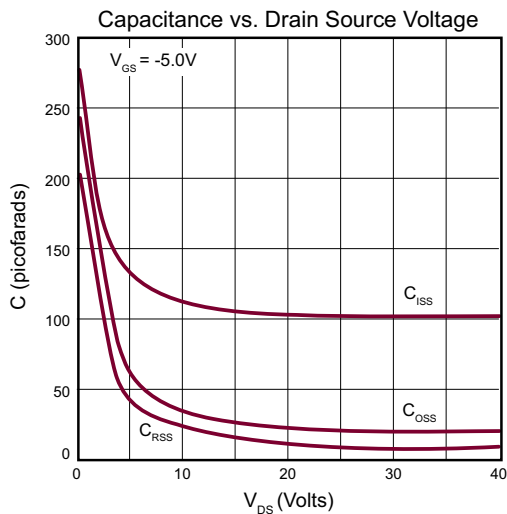
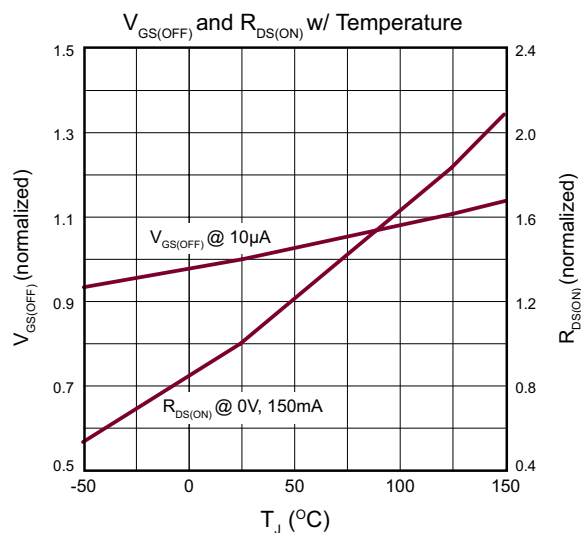
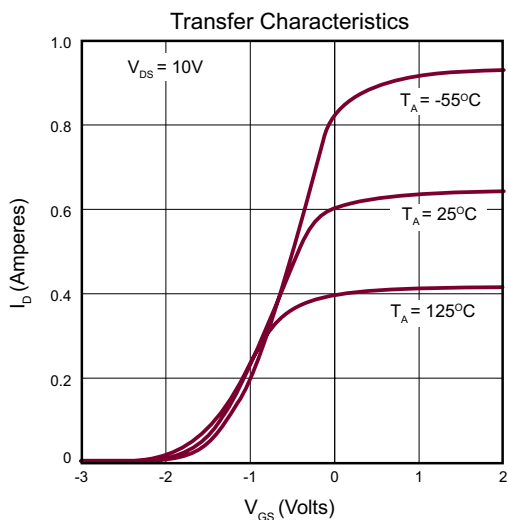
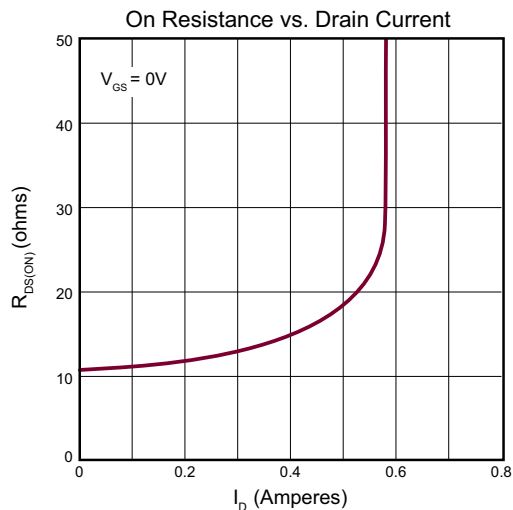
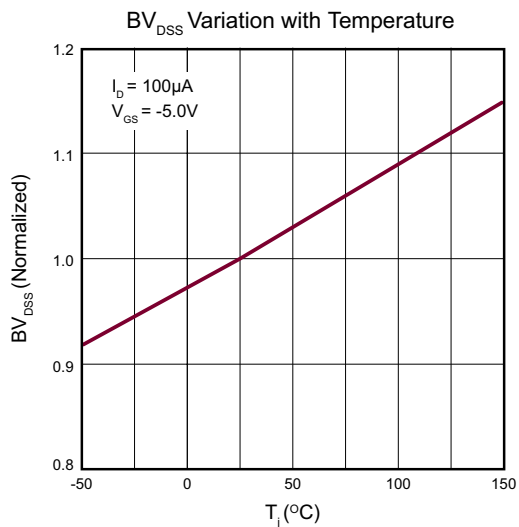
Switching Waveforms and Test Circuit



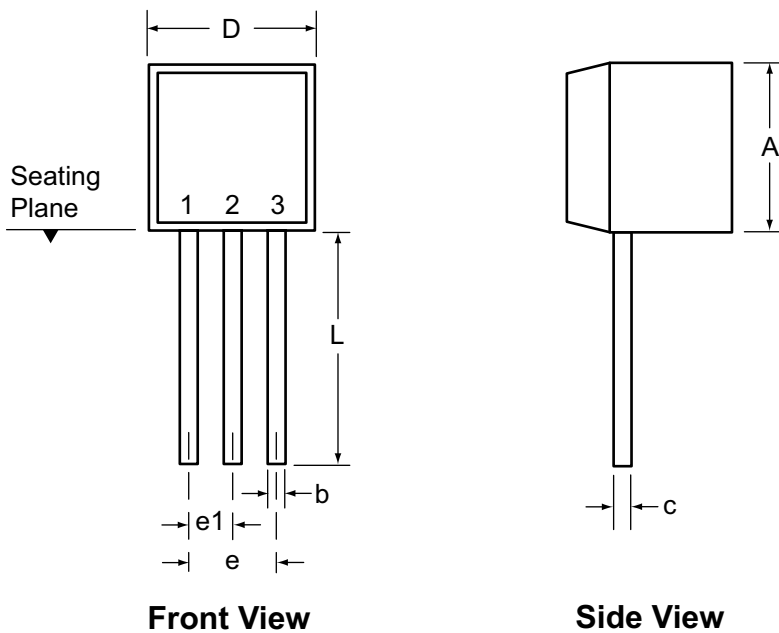
Typical Performance Curves



Typical Performance Curves (cont.)



3-Lead TO-92 Package Outline (N3)



| Symbol | A | b | c | D | E | E1 | e | e1 | L |
|---------------------|-----|------|-------------------|-------------------|------|------|------|------|-------|
| Dimensions (inches) | MIN | .170 | .014 [†] | .175 | .125 | .080 | .095 | .045 | .500 |
| | NOM | - | - | - | - | - | - | - | - |
| | MAX | .210 | .022 [†] | .022 [†] | .205 | .165 | .105 | .105 | .610* |

JEDEC Registration TO-92.

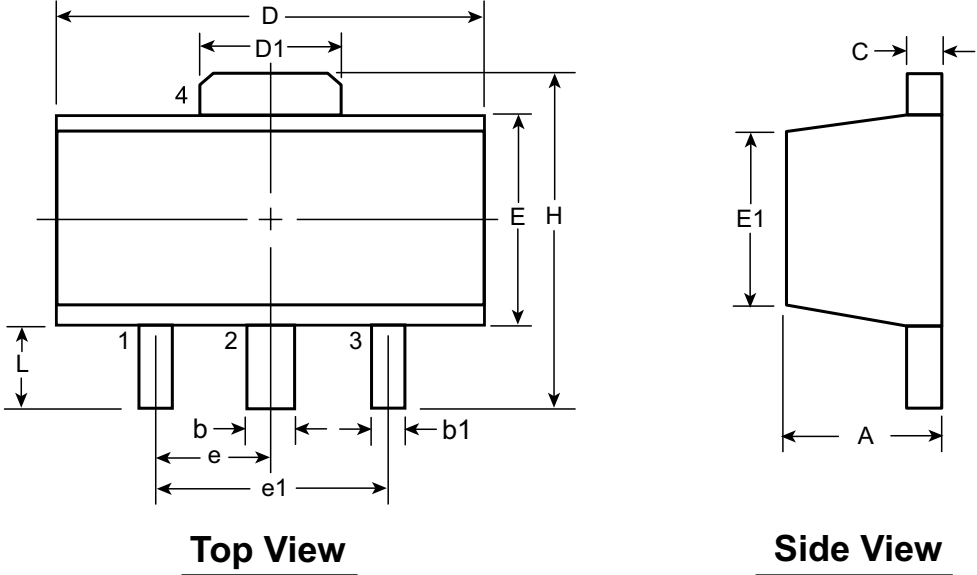
* This dimension is not specified in the JEDEC drawing.

† This dimension differs from the JEDEC drawing.

Drawings not to scale.

Supertex Doc.#: DSPD-3TO92N3, Version E041009.

3-Lead TO-243AA (SOT-89) Package Outline (N8)



| Symbol | A | b | b1 | C | D | D1 | E | E1 | e | e1 | H | L | | |
|-----------------|-----|------|------|------|------|------|------|------|-------|----------|----------|------|------|---|
| Dimensions (mm) | MIN | 1.40 | 0.44 | 0.36 | 0.35 | 4.40 | 1.62 | 2.29 | 2.00† | 1.50 BSC | 3.00 BSC | 3.94 | 0.89 | |
| | NOM | - | - | - | - | - | - | - | - | | | - | - | - |
| | MAX | 1.60 | 0.56 | 0.48 | 0.44 | 4.60 | 1.83 | 2.60 | 2.29 | | | 4.25 | 1.20 | |

JEDEC Registration TO-243, Variation AA, Issue C, July 1986.

† This dimension differs from the JEDEC drawing

Drawings not to scale.

Supertex Doc. #: DSPD-3TO243AAN8, Version E051509.

(The package drawing(s) in this data sheet may not reflect the most current specifications. For the latest package outline information go to <http://www.supertex.com/packaging.html>.)

Supertex inc. does not recommend the use of its products in life support applications, and will not knowingly sell them for use in such applications unless it receives an adequate "product liability indemnification insurance agreement." Supertex inc. does not assume responsibility for use of devices described, and limits its liability to the replacement of the devices determined defective due to workmanship. No responsibility is assumed for possible omissions and inaccuracies. Circuitry and specifications are subject to change without notice. For the latest product specifications refer to the Supertex inc. (website: <http://www.supertex.com>)

Компания «Океан Электроники» предлагает заключение долгосрочных отношений при поставках импортных электронных компонентов на взаимовыгодных условиях!

Наши преимущества:

- Поставка оригинальных импортных электронных компонентов напрямую с производств Америки, Европы и Азии, а так же с крупнейших складов мира;
- Широкая линейка поставок активных и пассивных импортных электронных компонентов (более 30 млн. наименований);
- Поставка сложных, дефицитных, либо снятых с производства позиций;
- Оперативные сроки поставки под заказ (от 5 рабочих дней);
- Экспресс доставка в любую точку России;
- Помощь Конструкторского Отдела и консультации квалифицированных инженеров;
- Техническая поддержка проекта, помощь в подборе аналогов, поставка прототипов;
- Поставка электронных компонентов под контролем ВП;
- Система менеджмента качества сертифицирована по Международному стандарту ISO 9001;
- При необходимости вся продукция военного и аэрокосмического назначения проходит испытания и сертификацию в лаборатории (по согласованию с заказчиком);
- Поставка специализированных компонентов военного и аэрокосмического уровня качества (Xilinx, Altera, Analog Devices, Intersil, Interpoint, Microsemi, Actel, Aeroflex, Peregrine, VPT, Syfer, Eurofarad, Texas Instruments, MS Kennedy, Miteq, Cobham, E2V, MA-COM, Hittite, Mini-Circuits, General Dynamics и др.);

Компания «Океан Электроники» является официальным дистрибьютором и эксклюзивным представителем в России одного из крупнейших производителей разъемов военного и аэрокосмического назначения «JONHON», а так же официальным дистрибьютором и эксклюзивным представителем в России производителя высокотехнологичных и надежных решений для передачи СВЧ сигналов «FORSTAR».



JONHON

«JONHON» (основан в 1970 г.)

Разъемы специального, военного и аэрокосмического назначения:

(Применяются в военной, авиационной, аэрокосмической, морской, железнодорожной, горно- и нефтедобывающей отраслях промышленности)

«FORSTAR» (основан в 1998 г.)

ВЧ соединители, коаксиальные кабели, кабельные сборки и микроволновые компоненты:

(Применяются в телекоммуникациях гражданского и специального назначения, в средствах связи, РЛС, а так же военной, авиационной и аэрокосмической отраслях промышленности).



Телефон: 8 (812) 309-75-97 (многоканальный)

Факс: 8 (812) 320-03-32

Электронная почта: ocean@oceanchips.ru

Web: <http://oceanchips.ru/>

Адрес: 198099, г. Санкт-Петербург, ул. Калинина, д. 2, корп. 4, лит. А