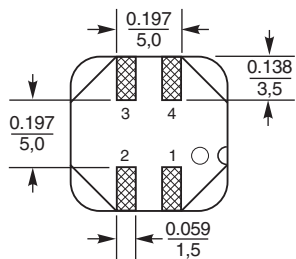
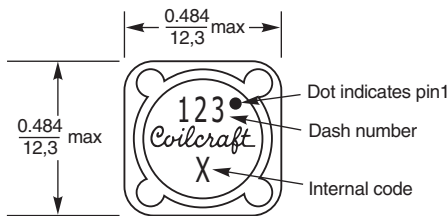


Coupled Inductors MSD1278T For high temperature applications



The MSD1278T series of shielded coupled inductors was designed specifically for high temperature applications – up to 125°C ambient.

Tight coupling ($k \geq 0.98$) and 500 V isolation make them ideal for use in a variety of circuits including flyback, multi-output buck, SEPIC and Zeta. These parts provide high inductance, high efficiency and excellent current handling. They can also be used as two single inductors connected in series or parallel or as a common mode choke.



Recommended Land Pattern



* For optional tin-lead and tin-silver-copper terminations, dimensions are for the mounted part. Dimensions before mounting can be an additional 0.012 inch (0,3 mm).

Dimensions are in inches/mm



US +1-847-639-6400 sales@coilcraft.com
UK +44-1236-730595 sales@coilcraft-europe.com
Taiwan +886-2-2264 3646 sales@coilcraft.com.tw
China +86-21-6218 8074 sales@coilcraft.com.cn
Singapore + 65-6484 8412 sales@coilcraft.com.sg

Document 704-1 Revised 04/05/13
 © Coilcraft Inc. 2013
 This product may not be used in medical or high risk applications without prior Coilcraft approval. Specification subject to change without notice. Please check web site for latest information.



High Temperature Coupled Inductors – MSD1278T

Part number ¹	Inductance ² (μ H)	DCR max ³ (Ohms)	SRF typ ⁴ (MHz)	Coupling coefficient typ	Leakage L typ ⁵ (μ H)	Isat (A) ⁶			Irms (A)	
						10% drop	20% drop	30% drop	both windings ⁷	one winding ⁸
MSD1278T-472ML_	4.7 \pm 20%	0.040	33.0	0.98	0.22	13.90	15.20	16.36	3.16	4.47
MSD1278T-562ML_	5.6 \pm 20%	0.046	30.0	0.98	0.23	13.38	14.86	15.74	2.87	4.06
MSD1278T-682ML_	6.8 \pm 20%	0.048	23.0	0.98	0.22	12.10	13.56	14.20	2.81	3.98
MSD1278T-822ML_	8.2 \pm 20%	0.055	20.0	0.98	0.34	10.30	11.52	12.20	2.76	3.90
MSD1278T-103ML_	10 \pm 20%	0.058	17.0	0.98	0.34	8.80	10.00	10.66	2.56	3.62
MSD1278T-123ML_	12 \pm 20%	0.062	15.0	0.98	0.36	8.20	9.18	9.74	2.48	3.50
MSD1278T-153ML_	15 \pm 20%	0.072	13.0	0.99	0.41	7.40	8.36	9.03	2.30	3.25
MSD1278T-183ML_	18 \pm 20%	0.080	12.0	0.99	0.37	6.50	7.38	7.86	2.18	3.08
MSD1278T-223ML_	22 \pm 20%	0.096	11.0	0.99	0.41	6.00	6.80	7.26	1.99	2.81
MSD1278T-273ML_	27 \pm 20%	0.120	10.0	0.99	0.43	5.80	6.56	7.02	1.78	2.52
MSD1278T-333ML_	33 \pm 20%	0.150	9.5	0.99	0.56	5.50	6.10	6.52	1.59	2.25
MSD1278T-393ML_	39 \pm 20%	0.161	8.5	0.99	0.64	4.70	5.26	5.60	1.54	2.18
MSD1278T-473ML_	47 \pm 20%	0.180	7.5	0.99	0.70	3.70	4.34	4.60	1.45	2.05
MSD1278T-563ML_	56 \pm 20%	0.190	7.0	0.99	0.76	3.60	4.18	4.50	1.41	2.00
MSD1278T-683ML_	68 \pm 20%	0.210	6.5	0.99	0.88	3.50	4.04	4.32	1.35	1.90
MSD1278T-823ML_	82 \pm 20%	0.280	5.0	0.99	0.85	3.30	3.72	4.02	1.16	1.65
MSD1278T-104ML_	100 \pm 20%	0.300	4.5	>0.99	0.90	2.80	3.24	3.46	1.13	1.59
MSD1278T-124KL_	120 \pm 10%	0.410	4.3	0.99	1.31	2.60	2.94	3.16	0.96	1.36
MSD1278T-154KL_	150 \pm 10%	0.460	4.1	>0.99	1.46	2.20	2.54	2.70	0.91	1.29
MSD1278T-184KL_	180 \pm 10%	0.510	4.0	>0.99	0.93	2.10	2.42	2.58	0.86	1.22
MSD1278T-224KL_	220 \pm 10%	0.690	3.4	>0.99	1.54	1.90	2.16	2.28	0.74	1.05
MSD1278T-274KL_	270 \pm 10%	0.900	3.1	>0.99	1.17	1.70	1.94	2.10	0.65	0.92
MSD1278T-334KL_	330 \pm 10%	1.02	2.9	0.99	4.14	1.50	1.70	1.84	0.61	0.86
MSD1278T-394KL_	390 \pm 10%	1.12	2.7	>0.99	1.64	1.40	1.60	1.70	0.58	0.82
MSD1278T-474KL_	470 \pm 10%	1.53	2.2	>0.99	0.25	1.30	1.50	1.60	0.50	0.70
MSD1278T-564KL_	560 \pm 10%	1.69	2.0	>0.99	2.68	1.20	1.34	1.46	0.47	0.67
MSD1278T-684KL_	680 \pm 10%	2.29	1.7	>0.99	2.11	1.00	1.08	1.22	0.41	0.58
MSD1278T-824KL_	820 \pm 10%	2.55	1.4	>0.99	2.39	0.900	1.04	1.18	0.39	0.55
MSD1278T-105KL_	1000 \pm 10%	2.87	1.3	>0.99	4.28	0.850	0.948	1.05	0.37	0.52

1. When ordering, please specify **termination** and **packaging** code:

MSD1278T-105KLD

Termination: L = RoHS compliant matte tin over nickel over phos bronze
Special order: T = RoHS tin-silver-copper (95.5/4/0.5) or S = non-RoHS tin-lead (63/37).

Packaging: D = 13" machine-ready reel. EIA-481 embossed plastic tape (500 parts per full reel).

B = Less than full reel. In tape, but not machine ready. To have a leader and trailer added (\$25 charge), use code letter D instead.

- Inductance shown for each winding, measured at 100 kHz, 0.1 Vrms, 0 Adc on an Agilent/HP 4284A LCR meter or equivalent. When leads are connected in parallel, inductance is the same value. When leads are connected in series, inductance is four times the value.
- DCR is for each winding. When leads are connected in parallel, DCR is half the value. When leads are connected in series, DCR is twice the value.
- SRF measured using an Agilent/HP 4191A or equivalent. When leads are connected in parallel, SRF is the same value.
- Leakage inductance is for L1 and is measured with L2 shorted.
- DC current, at which the inductance drops the specified amount from its value without current. It is the sum of the current flowing in both windings.
- Equal current when applied to each winding simultaneously that causes a 40°C temperature rise from 25°C ambient. See temperature rise calculation.
- Maximum current when applied to one winding that causes a 40°C temperature rise from 25°C ambient. See temperature rise calculation.
- Electrical specifications at 25°C.

Refer to Doc 639 "Selecting Coupled Inductors for SEPIC Applications."

Refer to Doc 362 "Soldering Surface Mount Components" before soldering.

Coupled Inductor Core and Winding Loss Calculator

This web-based utility allows you to enter frequency, peak-to-peak (ripple) current, and Irms current to predict temperature rise and overall losses, including core loss. [Go to online calculator.](#)

Core material Ferrite

Core and winding loss [Go to online calculator](#)

Terminations RoHS compliant matte tin over nickel over phos bronze. Other terminations available at additional cost.

Weight: 3.7 – 4.4 g

Ambient temperature –40°C to +125°C with Irms current, +125°C to +165°C with derated current

Storage temperature Component: –40°C to +165°C.

Tape and reel packaging: –40°C to +80°C

Winding-to-winding and winding-to-core isolation 500 Vrms

Resistance to soldering heat Max three 40 second reflows at +260°C, parts cooled to room temperature between cycles

Moisture Sensitivity Level (MSL) 1 (unlimited floor life at <30°C / 85% relative humidity)

Failures in Time (FIT) / Mean Time Between Failures (MTBF)

38 per billion hours / 26,315,789 hours, calculated per Telcordia SR-332

Packaging 500/13" reel; Plastic tape: 24 mm wide, 0.5 mm thick, 16 mm pocket spacing, 8.7 mm pocket depth

PCB washing Tested with pure water or alcohol only. For other solvents, see [Doc787_PCB_Washing.pdf](#).



www.coilcraft.com

US +1-847-639-6400 sales@coilcraft.com
UK +44-1236-730595 sales@coilcraft-europe.com
Taiwan +886-2-2264 3646 sales@coilcraft.com.tw
China +86-21-6218 8074 sales@coilcraft.com.cn
Singapore +65-6484 8412 sales@coilcraft.com.sg

Document 704-2 Revised 04/05/13

© Coilcraft Inc. 2013

This product may not be used in medical or high risk applications without prior Coilcraft approval. Specification subject to change without notice. Please check web site for latest information.



High Temperature Coupled Inductors – MSD1278T

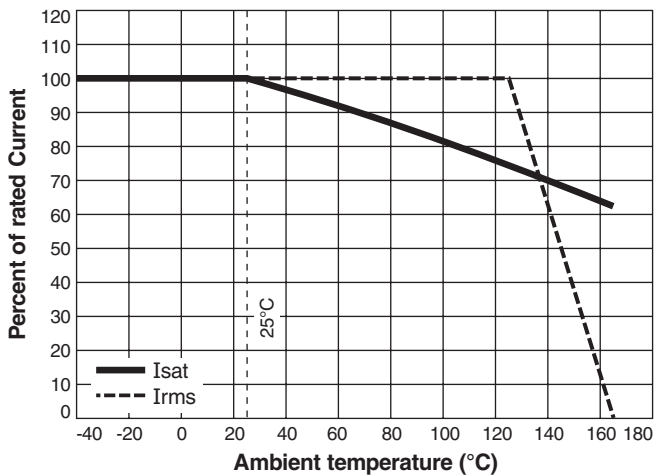
Typical L vs Current



Typical L vs Frequency



Current Derating



US +1-847-639-6400 sales@coilcraft.com
UK +44-1236-730595 sales@coilcraft-europe.com
Taiwan +886-2-2264 3646 sales@coilcraft.com.tw
China +86-21-6218 8074 sales@coilcraft.com.cn
Singapore + 65-6484 8412 sales@coilcraft.com.sg

Document 704-3 Revised 04/05/13

© Coilcraft Inc. 2013

This product may not be used in medical or high risk applications without prior Coilcraft approval. Specification subject to change without notice. Please check web site for latest information.

Компания «Океан Электроники» предлагает заключение долгосрочных отношений при поставках импортных электронных компонентов на взаимовыгодных условиях!

Наши преимущества:

- Поставка оригинальных импортных электронных компонентов напрямую с производств Америки, Европы и Азии, а так же с крупнейших складов мира;
- Широкая линейка поставок активных и пассивных импортных электронных компонентов (более 30 млн. наименований);
- Поставка сложных, дефицитных, либо снятых с производства позиций;
- Оперативные сроки поставки под заказ (от 5 рабочих дней);
- Экспресс доставка в любую точку России;
- Помощь Конструкторского Отдела и консультации квалифицированных инженеров;
- Техническая поддержка проекта, помощь в подборе аналогов, поставка прототипов;
- Поставка электронных компонентов под контролем ВП;
- Система менеджмента качества сертифицирована по Международному стандарту ISO 9001;
- При необходимости вся продукция военного и аэрокосмического назначения проходит испытания и сертификацию в лаборатории (по согласованию с заказчиком);
- Поставка специализированных компонентов военного и аэрокосмического уровня качества (Xilinx, Altera, Analog Devices, Intersil, Interpoint, Microsemi, Actel, Aeroflex, Peregrine, VPT, Syfer, Eurofarad, Texas Instruments, MS Kennedy, Miteq, Cobham, E2V, MA-COM, Hittite, Mini-Circuits, General Dynamics и др.);

Компания «Океан Электроники» является официальным дистрибьютором и эксклюзивным представителем в России одного из крупнейших производителей разъемов военного и аэрокосмического назначения «JONHON», а так же официальным дистрибьютором и эксклюзивным представителем в России производителя высокотехнологичных и надежных решений для передачи СВЧ сигналов «FORSTAR».



JONHON

«JONHON» (основан в 1970 г.)

Разъемы специального, военного и аэрокосмического назначения:

(Применяются в военной, авиационной, аэрокосмической, морской, железнодорожной, горно- и нефтедобывающей отраслях промышленности)

«FORSTAR» (основан в 1998 г.)

ВЧ соединители, коаксиальные кабели, кабельные сборки и микроволновые компоненты:

(Применяются в телекоммуникациях гражданского и специального назначения, в средствах связи, РЛС, а так же военной, авиационной и аэрокосмической отраслях промышленности).



Телефон: 8 (812) 309-75-97 (многоканальный)

Факс: 8 (812) 320-03-32

Электронная почта: ocean@oceanchips.ru

Web: <http://oceanchips.ru/>

Адрес: 198099, г. Санкт-Петербург, ул. Калинина, д. 2, корп. 4, лит. А