



Humidity/Temp/Optical EVB UG

HUMIDITY/TEMPERATURE/OPTICAL SENSOR EXPANSION BOARD USER'S GUIDE

1. Introduction

The SLSTK3201A Zero Gecko Starter Kit includes a Humidity/Temp/Optical Expansion Board (BRD8001A) and a EFM32ZG-STK3200 Zero Gecko STK. This document describes the Humidity/Temp/Optical Expansion Board and a weather station demo based on it.

The Humidity/Temp/Optical Expansion Board is a hardware plug-in card for the EFM32 starter kits (STKs). It contains the Si7013 humidity and temperature sensor as well as the Si1147 UV and proximity sensor. A weather station software demo is available to download to the Zero or Tiny Gecko STK through simplicity studio. When downloaded to the EFM32ZG-STK3200 Zero Gecko STK or the EFM32TG-STK3300 Tiny Gecko STK, the demo displays humidity, temperature, and UV index and performs gesture detection. Right or left gestures move the display type and, on the temperature screen, up or down gestures move the display between °C or °F.

1.1. Features

- Si7013 Humidity and Temperature sensor
- Si1147 proximity sensor
- 3 IR LEDs for gesture detection
- 20-pin expansion header
- Battery operation with long battery life

1.2. Getting Started

The first step to get started with your new Humidity/Temp/Optical Expansion board is to go to www.silabs.com/simplicity-studio.

The simplicity studio software package contains all the tools, drivers, software examples and documentation needed to use the Humidity/Temp/Optical Expansion board.

You will need to connect the Humidity/Temp/Optical Expansion board to the EFM32ZG-STK3200 Zero Gecko STK or the EFM32TG-STK3300 Tiny Gecko STK. The demo code can be loaded using the USB cable and J-Link debug interface.

Humidity/Temp/Optical EVB UG

2. Weather Station Demo

2.1. Loading the Demo

Connect the USB cable to the STK and launch Simplicity Studio. Click on “Detect connected device” then click on the Demos button (top right) and select the weather station demo from the list. Make sure the Bat/Dbg switch on the STK is set to DBG and click Start to download the demo. The following figures show the Zero Gecko STK screens.

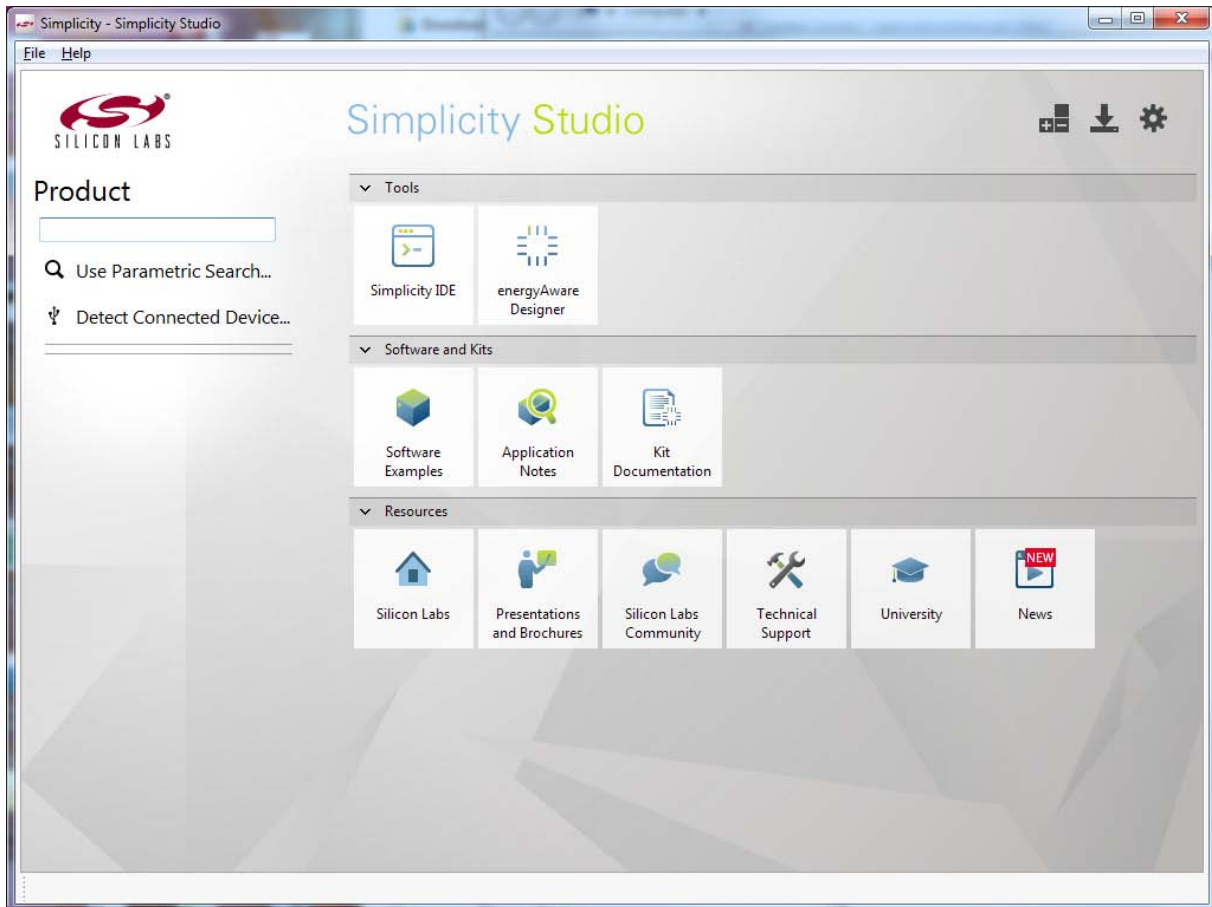


Figure 1. Simplicity Studio

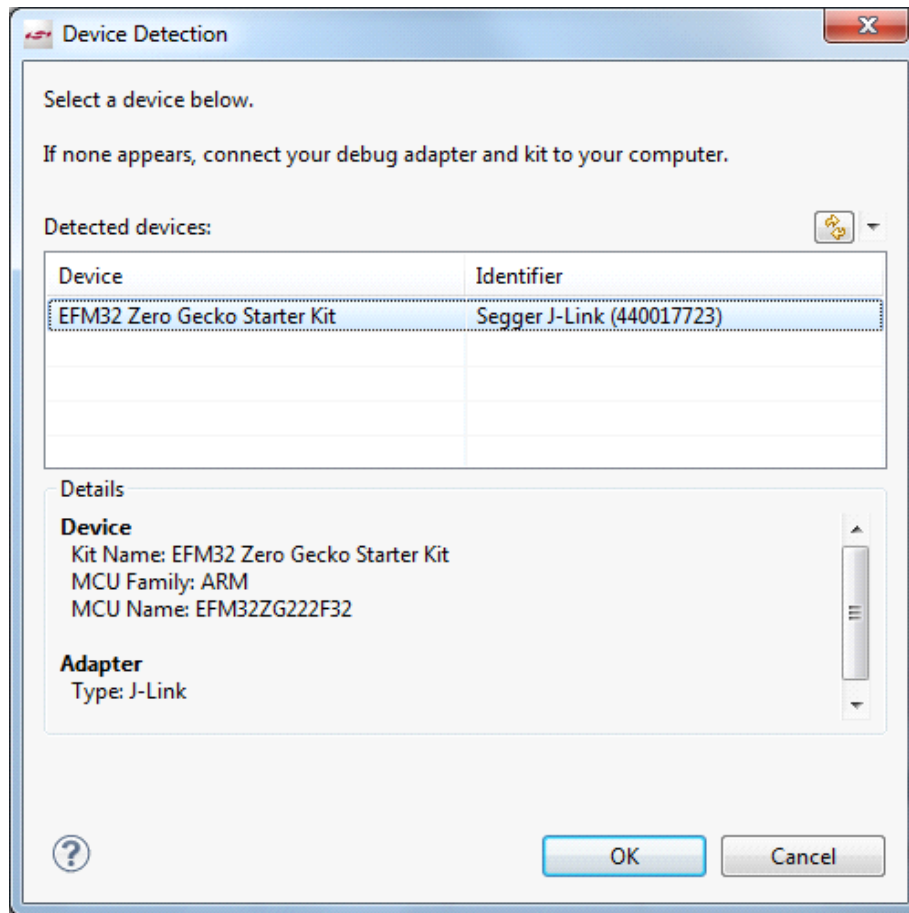


Figure 2. Device Detection

Humidity/Temp/Optical EVB UG

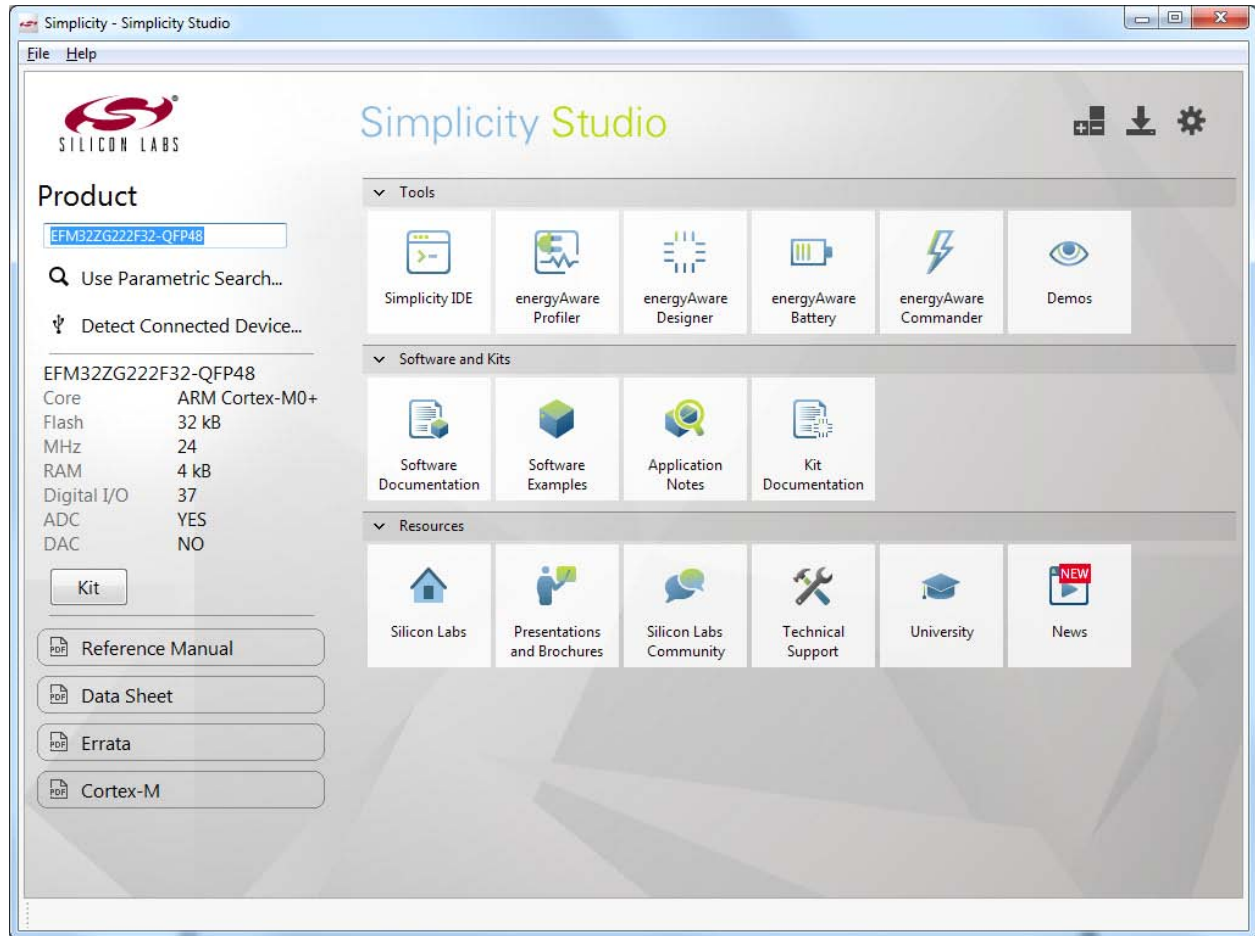


Figure 3. Select Demos

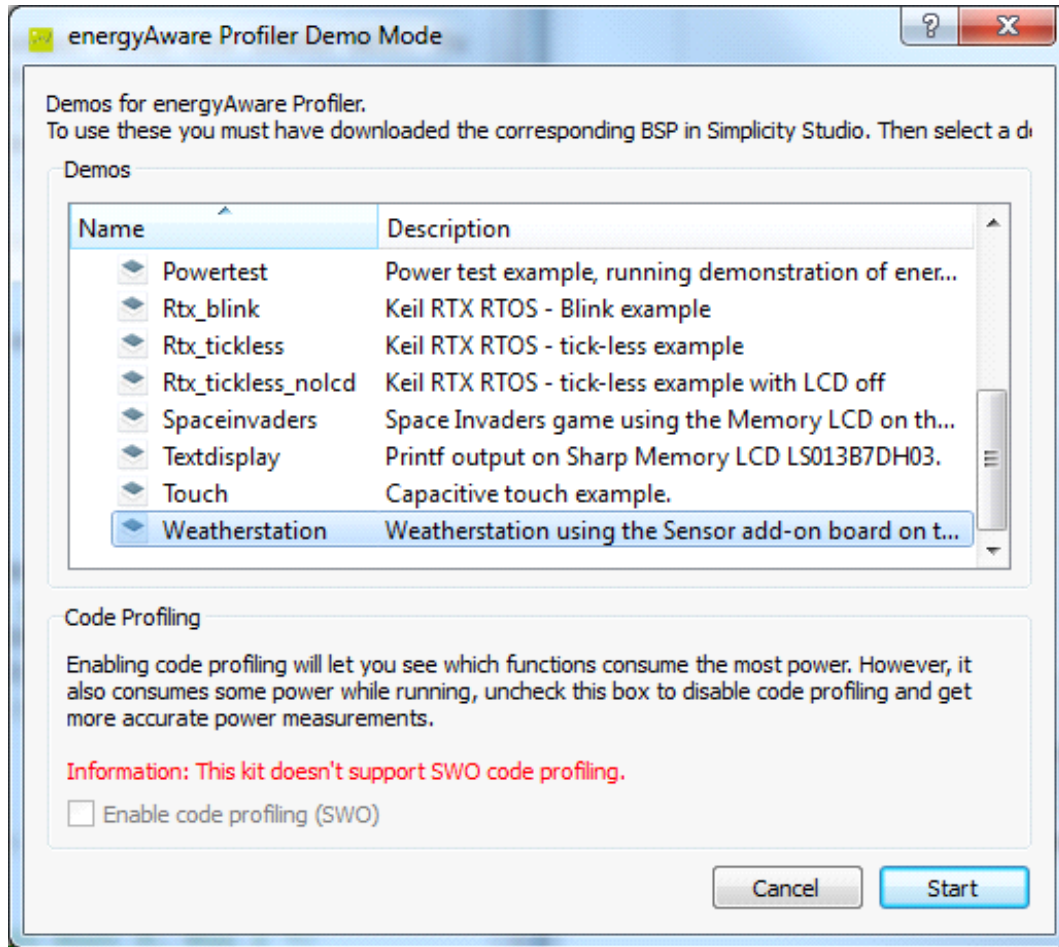


Figure 4. Demo Selection

Humidity/Temp/Optical EVB UG

2.2. Using the Demo

After download, the USB cable can be disconnected and the demo will run from battery power by switching the Bat/Dbg switch to battery.

The demonstration will first show a start screen with some basic instructions. In order to conserve power the demonstration code wakes up every few seconds and looks for a proximity event before looking for gestures. To initiate a proximity event, hold your hand (with fingers closed) over the Humidity/Temp/Optical Expansion board. Once the proximity event has been detected, gesture detection is enabled. The gesture control state is fairly high-power compared to the idle state, so the code will automatically terminate gesture detection after one minute of inactivity. Swiping your hand across the Humidity/Temp/Optical Expansion board in left and right motions will change the display as shown in Figure 5.

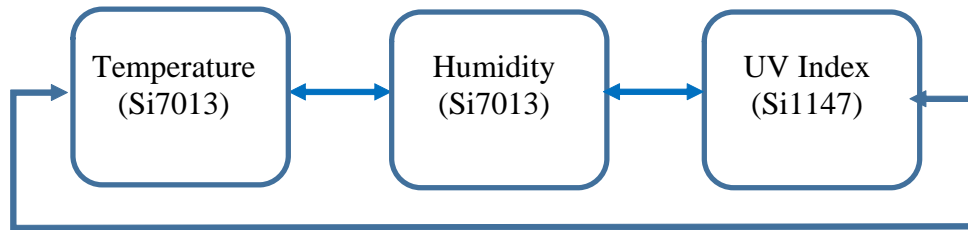


Figure 5. Displays

While on the temperature display, an up or down swipe motion will change the units to °C or °F.

3. Block Diagram

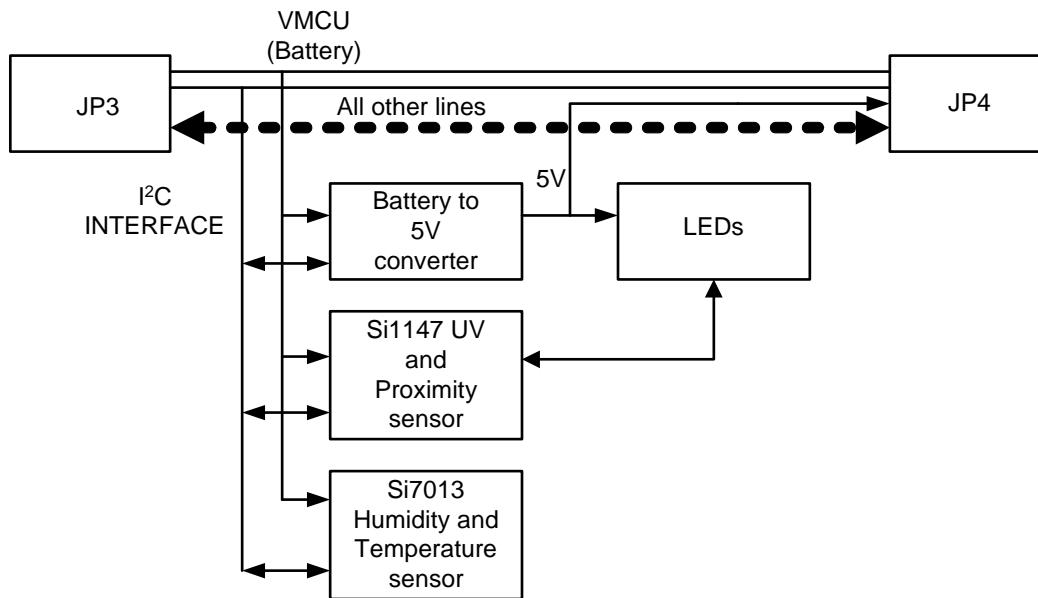


Figure 6. Humidity/Temp/Optical Expansion Board Component Layout

Humidity/Temp/Optical EVB UG

4. Hardware Layout

4.1. Humidity/Temp/Optical Expansion Board




Figure 7. Assembled Demo Platform

4.2. Humidity/Temp/Optical Expansion Board Connected to Zero Gecko STK



Figure 8. Humidity/Temp/Optical Expansion Board Connected to Zero Gecko STK

Hover hand to create a proximity event (Figure 9).




Figure 9. Hover Gesture

Swipe hand right or left to change display (Figure 10). Swipe up and down to change temperature display units.

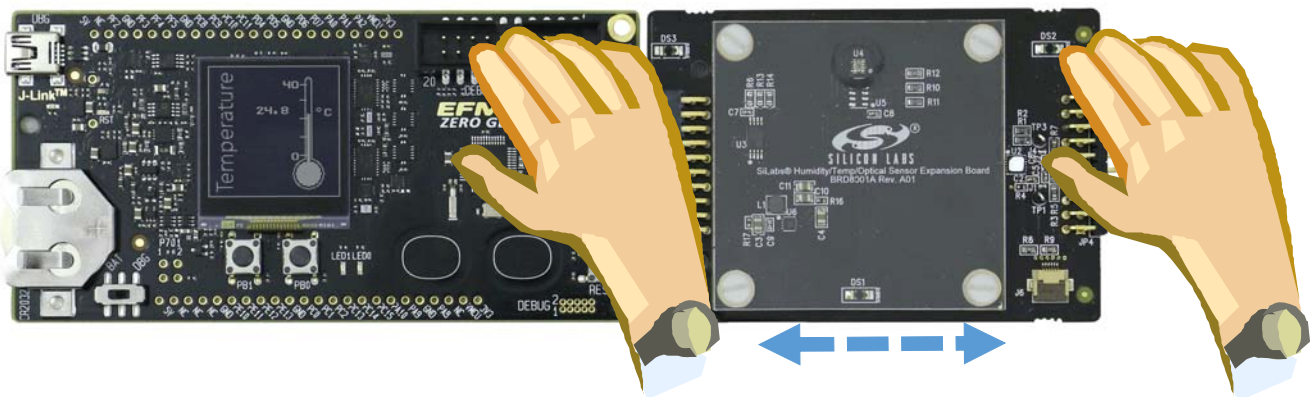


Figure 10. Left/Right Swipe Gesture

Humidity/Temp/Optical EVB UG

5. Connectors

On the left hand side of the board there is a right-angle 20-pin expansion header is to allow connection to the EFM32 STK board. This connector is not currently compatible with Wonder, Giant, or Leopard Gecko STKs. However, with hardware modifications, the Humidity/Temp/Optical expansion board can be used with these STKs as well. On the right hand side of the board there is another connector to allow connection to another plug-in card. J6 is a flat ribbon cable connector to connect other devices such as additional sensors to the I²C bus.

6. Schematics, Assembly Drawings and BOM

The schematics, assembly drawings and bill of materials (BOM) for the Humidity/Temp/Optical expansion board are available through simplicity studio when the EXP documentation package has been installed.

CONTACT INFORMATION

Silicon Laboratories Inc.

400 West Cesar Chavez

Austin, TX 78701

Tel: 1+(512) 416-8500

Fax: 1+(512) 416-9669

Toll Free: 1+(877) 444-3032

Please visit the Silicon Labs Technical Support web page:

<https://www.siliconlabs.com/support/pages/contacttechnicalsupport.aspx>

and register to submit a technical support request.

Patent Notice

Silicon Labs invests in research and development to help our customers differentiate in the market with innovative low-power, small size, analog-intensive mixed-signal solutions. Silicon Labs' extensive patent portfolio is a testament to our unique approach and world-class engineering team.

The information in this document is believed to be accurate in all respects at the time of publication but is subject to change without notice. Silicon Laboratories assumes no responsibility for errors and omissions, and disclaims responsibility for any consequences resulting from the use of information included herein. Additionally, Silicon Laboratories assumes no responsibility for the functioning of undescribed features or parameters. Silicon Laboratories reserves the right to make changes without further notice. Silicon Laboratories makes no warranty, representation or guarantee regarding the suitability of its products for any particular purpose, nor does Silicon Laboratories assume any liability arising out of the application or use of any product or circuit, and specifically disclaims any and all liability, including without limitation consequential or incidental damages. Silicon Laboratories products are not designed, intended, or authorized for use in applications intended to support or sustain life, or for any other application in which the failure of the Silicon Laboratories product could create a situation where personal injury or death may occur. Should Buyer purchase or use Silicon Laboratories products for any such unintended or unauthorized application, Buyer shall indemnify and hold Silicon Laboratories harmless against all claims and damages.

Silicon Laboratories and Silicon Labs are trademarks of Silicon Laboratories Inc.

Other products or brandnames mentioned herein are trademarks or registered trademarks of their respective holders.

Компания «Океан Электроники» предлагает заключение долгосрочных отношений при поставках импортных электронных компонентов на взаимовыгодных условиях!

Наши преимущества:

- Поставка оригинальных импортных электронных компонентов напрямую с производств Америки, Европы и Азии, а так же с крупнейших складов мира;
- Широкая линейка поставок активных и пассивных импортных электронных компонентов (более 30 млн. наименований);
- Поставка сложных, дефицитных, либо снятых с производства позиций;
- Оперативные сроки поставки под заказ (от 5 рабочих дней);
- Экспресс доставка в любую точку России;
- Помощь Конструкторского Отдела и консультации квалифицированных инженеров;
- Техническая поддержка проекта, помощь в подборе аналогов, поставка прототипов;
- Поставка электронных компонентов под контролем ВП;
- Система менеджмента качества сертифицирована по Международному стандарту ISO 9001;
- При необходимости вся продукция военного и аэрокосмического назначения проходит испытания и сертификацию в лаборатории (по согласованию с заказчиком);
- Поставка специализированных компонентов военного и аэрокосмического уровня качества (Xilinx, Altera, Analog Devices, Intersil, Interpoint, Microsemi, Actel, Aeroflex, Peregrine, VPT, Syfer, Eurofarad, Texas Instruments, MS Kennedy, Miteq, Cobham, E2V, MA-COM, Hittite, Mini-Circuits, General Dynamics и др.);

Компания «Океан Электроники» является официальным дистрибьютором и эксклюзивным представителем в России одного из крупнейших производителей разъемов военного и аэрокосмического назначения «JONHON», а так же официальным дистрибьютором и эксклюзивным представителем в России производителя высокотехнологичных и надежных решений для передачи СВЧ сигналов «FORSTAR».



JONHON

«JONHON» (основан в 1970 г.)

Разъемы специального, военного и аэрокосмического назначения:

(Применяются в военной, авиационной, аэрокосмической, морской, железнодорожной, горно- и нефтедобывающей отраслях промышленности)

«FORSTAR» (основан в 1998 г.)

ВЧ соединители, коаксиальные кабели,
кабельные сборки и микроволновые компоненты:

(Применяются в телекоммуникациях гражданского и специального назначения, в средствах связи, РЛС, а так же военной, авиационной и аэрокосмической отраслях промышленности).



Телефон: 8 (812) 309-75-97 (многоканальный)

Факс: 8 (812) 320-03-32

Электронная почта: ocean@oceanchips.ru

Web: <http://oceanchips.ru/>

Адрес: 198099, г. Санкт-Петербург, ул. Калинина, д. 2, корп. 4, лит. А