

DS460SDC-3

460 Watts

Distributed Power System

Distributed Power Bulk Front-End

Total Output Power: 460 Watts

+12 Vdc Stand-by Output

Wide Range Input Voltage: 40 - 72 Vdc



Special Features

- Active power factor correction
- 1U X 2U form factor
- +12 Vdc output
- +12 Vdc stand-by
- Hot plug operation
- N + 1 redundant
- Active current sharing
- Built-in cooling fan
- I²C communication interface bus
- PMBus compliant
- EEPROM for FRU data
- Two year warranty

Electrical Specifications

Input	
Input range:	40 - 72 Vdc
Frequency:	DC
Inrush current:	50 A maximum inrush current
Efficiency:	90% typ at full load, nominal line
Conducted EMI:	FCC Subpart J EN55022 Class B
Radiated EMI:	FCC Subpart J EN55022 Class B
Leakage current:	0.15 mA
Hold up time:	1 ms minimum
Output	
Main DC voltage:	12.3 V @ 36.0 A
Stand-By:	+12 V @ 2.3 A
Adjustment range:	Factory set
Regulation:	± 5%
Overcurrent:	+12 Vdc; recover Trip point 120% - 150% of rated current.
Overvoltage:	+12 Vdc; 13.2 - 14.4 Vdc +12 Vsb; 13.6 - 15.0 Vdc
Turn-on delay:	< 2 seconds
Main output rise time:	< 50 mS, monotonic rise

Safety

- UL/cUL 60950 (UL Recognized)
- TUV 60950
- Cb Certificate and report
- CE Mark (LVD)

Logic Control

PS_PRESENT (S4):	Used to sense the number of power supplies in the system (operational or not) and provide hot plug insertion and removal functionality by controlling main outputs during hot plug insertion and removal by employing following circuitry. When the unit is removed from the system the fast shut down signal quickly turns OFF main outputs and discharges output capacitors. This signal is the shortest gold finger pin on the signal connector to allow for last make, first break configuration.
PSOK (S6):	Combined indicator of DC input and main 12 V DC output. This is a three level signal to indicate different stages as follows. DC not OK and DC not OK – Signal status shall be LOW (< 0.6 V) DC OK and DC not OK – Signal status shall be LOW (< 0.6 V) DC OK and DC OK – Signal status shall be HIGH (> 3.0 V) DC not OK and DC OK – Signal status shall be Middle Level (Between 2 V and 2.5 V) DC OK threshold is defined as when the 12 V output is greater than 11.5 V. DC not OK threshold is defined as when the 12 V output is less than 11.4 V & greater than 11.3 V.
I-Mon (S7):	Provides both the load sharing function (as a feedback for output regulation droop function) and 12 V output current information.
PS INTERRUPT (S4):	The signal behavior in response to certain operating condition changes in the power supply as defined in the Firmware Specification section. This signal shall be pulled up to maximum 5 V logic level external to the PS.
PS ON (S8):	Required to remotely turn on/off the power supply. PSON# is an active low signal that turns on the main 12 V DC output. When this signal is not pulled low by the system, or left open, the 12 V output is turned off. This signal is pulled to a standby voltage by a pull-up resistor internal to the power supply. Refer to On/Off Timing for timing diagram in TRN. When in off or standby condition, the main 12 V DC output will be less than 50 mV with respect to output return.
LED INDICATOR:	GREEN = DC input present, 12 V output & 12 V standby in regulation OFF = Overvoltage, overcurrent, overtemperature, undervoltage protection triggered.

Environmental Specifications

Operating temperature:	-10° to 50 °C
Storage temperature:	-40 °C to +85 °C
Altitude, operating:	10,000 ft
Electromagnetic susceptibility / Input transients:	-EN61000-4-2, 4.3, 4-4, -4-5, 4-6, 4-11
RoHS & lead-free compliant:	No tantalum caps.
Humidity:	5 to 90% RH, non-condensing
Shock and vibration specifications:	Complies with Astec Std. Specifications, Q3205
MTBF (Demonstrated):	500K Hrs at full load, 50 °C

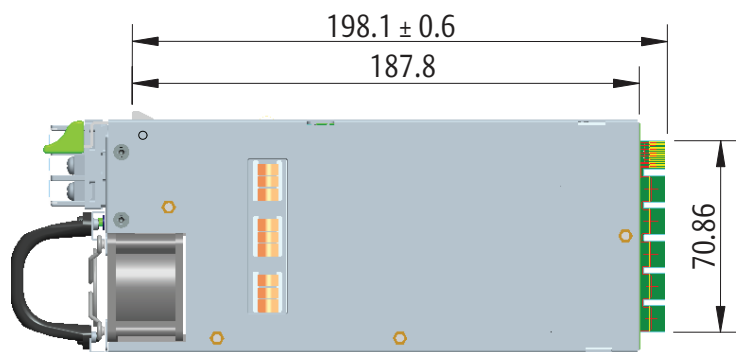
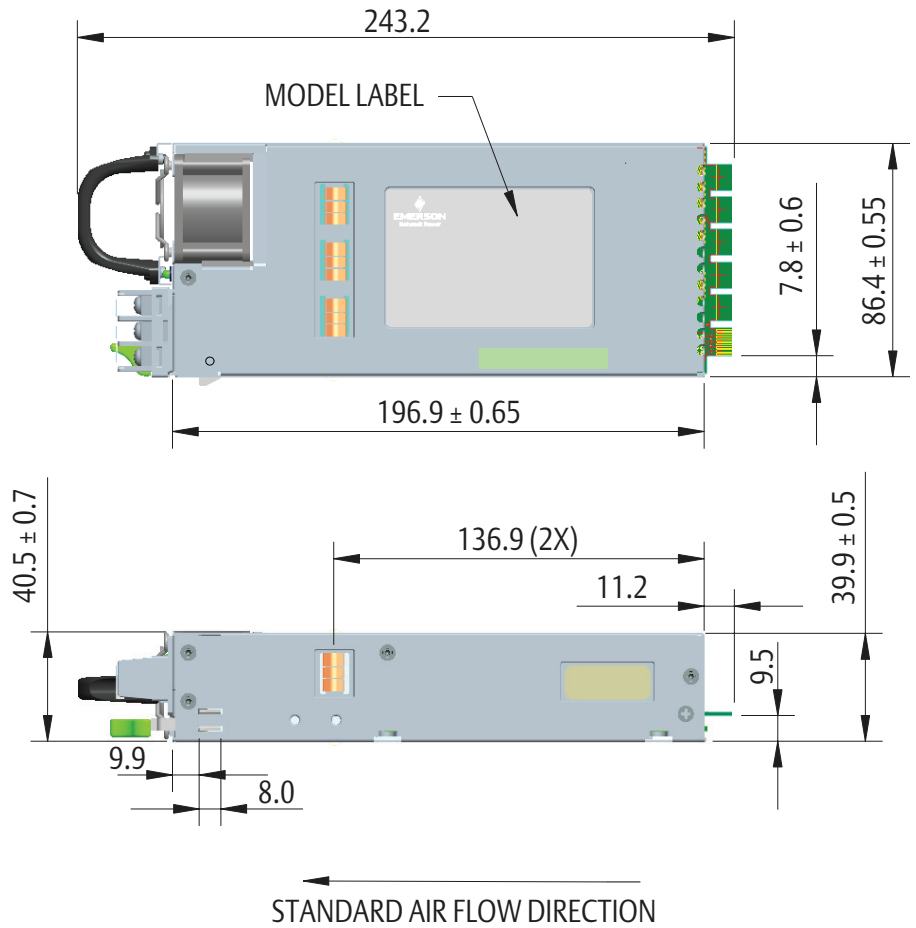
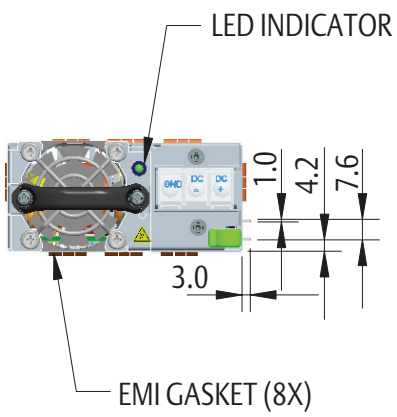
Ordering Information

Model Number	Nominal Output Voltage Set Point	Set Point Tolerance	Total Regulation	Minimum Current	Maximum Current	Output Ripple P/P	Overcurrent	Stand-by	Air Flow
DS460SDC-3	12.3 Vdc	± 0.2%	± 5%	1 A	36.0 A	120 mV	150%	12.0 V @ 2.3 A	STD
DS460SDC-3-001	12.3 Vdc	± 0.2%	± 5%	1 A	36.0 A	120 mV	150%	12.0 V @ 2.3 A	REV

*Overcurrent latches off if overcurrent lasts over 1 seconds, otherwise it is auto recovery.

Mechanical Drawing

Rev. 10.18.11_181
DS460SDC-3
3 of 4



Connector Definitions

DC Input Connector

Pin 1	DC+
Pin 2	DC-
Pin 3	Earth Ground

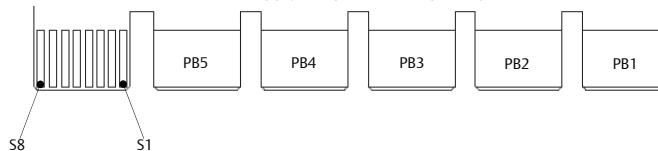
Earth Ground



Output Connector - Power Blades

PB1	V _O
PB2	V _O
PB3	V _O
PB4	RTN
PB5	RTN
PB6	RTN
PB7	RTN
PB8	RTN
PB9	V _O
PB10	V _O

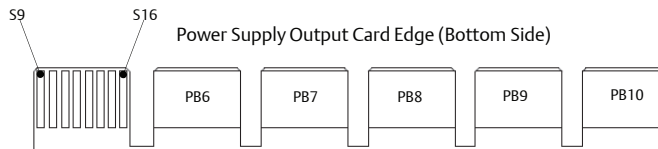
Power Supply Output Card Edge (Top Side)



Output Connector - Signal Blades

S1	VSB
S2	VSB
S3	Reserved
S4	PS INTERRUPT
S5	PS PRESENT
S6	PSOK
S7	I-MON
S8	PSO#
S9	SCL
S10	SDA
S11	GND
S12	ADD0
S13	ADD1
S14	ADD2
S15	RTN
S16	RTN

Power Supply Output Card Edge (Bottom Side)



Americas

5810 Van Allen Way
Carlsbad, CA 92008
USA
Telephone: +1 760 930 4600
Facsimile: +1 760 930 0698

Europe (UK)

Waterfront Business Park
Merry Hill, Dudley
West Midlands, DY5 1LX
United Kingdom
Telephone: +44 (0) 1384 842 211
Facsimile: +44 (0) 1384 843 355

Asia (HK)

14/F, Lu Plaza
2 Wing Yip Street
Kwun Tong, Kowloon
Hong Kong
Telephone: +852 2176 3333
Facsimile: +852 2176 3888

For global contact, visit:

www.Emerson.com/EmbeddedPower
techsupport.embeddedpower@emerson.com

While every precaution has been taken to ensure accuracy and completeness in this literature, Emerson Network Power assumes no responsibility, and disclaims all liability for damages resulting from use of this information or for any errors or omissions.

Emerson Network Power.
The global leader in enabling
business-critical continuity.

- AC Power
- Connectivity
- DC Power
- Embedded Computing
- **Embedded Power**
- Monitoring
- Outside Plant
- Power Switching & Controls
- Precision Cooling
- Racks & Integrated Cabinets
- Services
- Surge Protection

EmersonNetworkPower.com

Emerson Network Power and the Emerson Network Power logo are trademarks and service marks of Emerson Electric Co. ©2011 Emerson Electric Co.

Power/Signal Mating Connectors and Pin Types

Reference	On Power Supply	Mating Part
DC Input Connector	Terminal block	Wire AWG #16 - #12
Output Connector	PCB card edge (0.062")	Molex 459840007 (top mount)
		Molex 459841122 (bottom mount)

Компания «Океан Электроники» предлагает заключение долгосрочных отношений при поставках импортных электронных компонентов на взаимовыгодных условиях!

Наши преимущества:

- Поставка оригинальных импортных электронных компонентов напрямую с производств Америки, Европы и Азии, а так же с крупнейших складов мира;
- Широкая линейка поставок активных и пассивных импортных электронных компонентов (более 30 млн. наименований);
- Поставка сложных, дефицитных, либо снятых с производства позиций;
- Оперативные сроки поставки под заказ (от 5 рабочих дней);
- Экспресс доставка в любую точку России;
- Помощь Конструкторского Отдела и консультации квалифицированных инженеров;
- Техническая поддержка проекта, помощь в подборе аналогов, поставка прототипов;
- Поставка электронных компонентов под контролем ВП;
- Система менеджмента качества сертифицирована по Международному стандарту ISO 9001;
- При необходимости вся продукция военного и аэрокосмического назначения проходит испытания и сертификацию в лаборатории (по согласованию с заказчиком);
- Поставка специализированных компонентов военного и аэрокосмического уровня качества (Xilinx, Altera, Analog Devices, Intersil, Interpoint, Microsemi, Actel, Aeroflex, Peregrine, VPT, Syfer, Eurofarad, Texas Instruments, MS Kennedy, Miteq, Cobham, E2V, MA-COM, Hittite, Mini-Circuits, General Dynamics и др.);

Компания «Океан Электроники» является официальным дистрибьютором и эксклюзивным представителем в России одного из крупнейших производителей разъемов военного и аэрокосмического назначения «**JONHON**», а так же официальным дистрибьютором и эксклюзивным представителем в России производителя высокотехнологичных и надежных решений для передачи СВЧ сигналов «**FORSTAR**».



JONHON

«**JONHON**» (основан в 1970 г.)

Разъемы специального, военного и аэрокосмического назначения:

(Применяются в военной, авиационной, аэрокосмической, морской, железнодорожной, горно- и нефтедобывающей отраслях промышленности)

«**FORSTAR**» (основан в 1998 г.)

ВЧ соединители, коаксиальные кабели, кабельные сборки и микроволновые компоненты:

(Применяются в телекоммуникациях гражданского и специального назначения, в средствах связи, РЛС, а так же военной, авиационной и аэрокосмической отраслях промышленности).



Телефон: 8 (812) 309-75-97 (многоканальный)

Факс: 8 (812) 320-03-32

Электронная почта: ocean@oceanchips.ru

Web: <http://oceanchips.ru/>

Адрес: 198099, г. Санкт-Петербург, ул. Калинина, д. 2, корп. 4, лит. А