

# Type MLSG – Slimpack, 5000 hr@125 °C, Aluminum Electrolytic



With a profile of 1.0" by 0.5" type MLSG Slimpack capacitors fit into the tightest of spaces and meets a DC test of 5000 hrs at rated voltage, 125 °C. MLSG Slimpack is a perfect fit for military and aerospace applications requiring a low profile, rugged design and long-life. Specify type HRMLSG for high reliability burn-in.

## Highlights

- 5000 hrs @ rated voltage, 125 °C
- Stainless steel case
- Withstands more than 80,000 feet altitude
- 80 g vibration
- Type HR, high reliability burn-in

## Specifications

| Temperature Range  | -55 °C to +125 °C  |       |        |        |       |        |             |        |        |        |      |      |      |      |      |      |      |      |      |       |       |       |       |       |       |        |        |        |      |      |      |      |      |      |      |      |      |  |       |       |        |        |       |       |             |           |      |      |      |      |      |      |      |             |      |      |      |      |      |      |      |
|--|--|-------|--------|--------|-------|--------|-------------|--------|--------|--------|------|------|------|------|------|------|------|------|------|-------|-------|-------|-------|-------|-------|--------|--------|--------|------|------|------|------|------|------|------|------|------|--|-------|-------|--------|--------|-------|-------|-------------|-----------|------|------|------|------|------|------|------|-------------|------|------|------|------|------|------|------|
| Rated Voltage Range  | 10 Vdc to 250 Vdc  |       |        |        |       |        |             |        |        |        |      |      |      |      |      |      |      |      |      |       |       |       |       |       |       |        |        |        |      |      |      |      |      |      |      |      |      |  |       |       |        |        |       |       |             |           |      |      |      |      |      |      |      |             |      |      |      |      |      |      |      |
| Capacitance Range  | 140 µF to 24,000 µF  |       |        |        |       |        |             |        |        |        |      |      |      |      |      |      |      |      |      |       |       |       |       |       |       |        |        |        |      |      |      |      |      |      |      |      |      |  |       |       |        |        |       |       |             |           |      |      |      |      |      |      |      |             |      |      |      |      |      |      |      |
| Capacitance Tolerance  | ±20%   |       |        |        |       |        |             |        |        |        |      |      |      |      |      |      |      |      |      |       |       |       |       |       |       |        |        |        |      |      |      |      |      |      |      |      |      |  |       |       |        |        |       |       |             |           |      |      |      |      |      |      |      |             |      |      |      |      |      |      |      |
| Leakage Current  | ≤ 0.002 CV µA, @ 25 °C and 5 mins.   |       |        |        |       |        |             |        |        |        |      |      |      |      |      |      |      |      |      |       |       |       |       |       |       |        |        |        |      |      |      |      |      |      |      |      |      |  |       |       |        |        |       |       |             |           |      |      |      |      |      |      |      |             |      |      |      |      |      |      |      |
| Ripple Current Multipliers   | <p>Case Temperature</p> <table border="1"> <thead> <tr> <th>45 °C</th> <th>55 °C</th> <th>65 °C</th> <th>75 °C</th> <th>85 °C</th> <th>95 °C</th> <th>105 °C</th> <th>115 °C</th> <th>125 °C</th> </tr> </thead> <tbody> <tr> <td>1.41</td> <td>1.32</td> <td>1.22</td> <td>1.12</td> <td>1.00</td> <td>0.87</td> <td>0.71</td> <td>0.50</td> <td>0.00</td> </tr> </tbody> </table> <p>Ambient Temperature, No Heatsink</p> <table border="1"> <thead> <tr> <th>45 °C</th> <th>55 °C</th> <th>65 °C</th> <th>75 °C</th> <th>85 °C</th> <th>95 °C</th> <th>105 °C</th> <th>115 °C</th> <th>125 °C</th> </tr> </thead> <tbody> <tr> <td>0.63</td> <td>0.58</td> <td>0.54</td> <td>0.49</td> <td>0.44</td> <td>0.38</td> <td>0.31</td> <td>0.22</td> <td>0.00</td> </tr> </tbody> </table> <p>Frequency</p> <table border="1"> <thead> <tr> <th></th> <th>50 Hz</th> <th>60 Hz</th> <th>120 Hz</th> <th>360 Hz</th> <th>1 kHz</th> <th>5 kHz</th> <th>10 kHz &amp; up</th> </tr> </thead> <tbody> <tr> <th>5 to 40 V</th> <td>0.95</td> <td>0.96</td> <td>1.00</td> <td>1.03</td> <td>1.04</td> <td>1.04</td> <td>1.04</td> </tr> <tr> <th>60 to 250 V</th> <td>0.80</td> <td>0.84</td> <td>1.00</td> <td>1.18</td> <td>1.25</td> <td>1.30</td> <td>1.30</td> </tr> </tbody> </table> | 45 °C | 55 °C  | 65 °C  | 75 °C | 85 °C  | 95 °C       | 105 °C | 115 °C | 125 °C | 1.41 | 1.32 | 1.22 | 1.12 | 1.00 | 0.87 | 0.71 | 0.50 | 0.00 | 45 °C | 55 °C | 65 °C | 75 °C | 85 °C | 95 °C | 105 °C | 115 °C | 125 °C | 0.63 | 0.58 | 0.54 | 0.49 | 0.44 | 0.38 | 0.31 | 0.22 | 0.00 |  | 50 Hz | 60 Hz | 120 Hz | 360 Hz | 1 kHz | 5 kHz | 10 kHz & up | 5 to 40 V | 0.95 | 0.96 | 1.00 | 1.03 | 1.04 | 1.04 | 1.04 | 60 to 250 V | 0.80 | 0.84 | 1.00 | 1.18 | 1.25 | 1.30 | 1.30 |
| 45 °C  | 55 °C  | 65 °C | 75 °C  | 85 °C  | 95 °C | 105 °C | 115 °C      | 125 °C |        |        |      |      |      |      |      |      |      |      |      |       |       |       |       |       |       |        |        |        |      |      |      |      |      |      |      |      |      |  |       |       |        |        |       |       |             |           |      |      |      |      |      |      |      |             |      |      |      |      |      |      |      |
| 1.41   | 1.32   | 1.22  | 1.12   | 1.00   | 0.87  | 0.71   | 0.50        | 0.00   |        |        |      |      |      |      |      |      |      |      |      |       |       |       |       |       |       |        |        |        |      |      |      |      |      |      |      |      |      |  |       |       |        |        |       |       |             |           |      |      |      |      |      |      |      |             |      |      |      |      |      |      |      |
| 45 °C  | 55 °C  | 65 °C | 75 °C  | 85 °C  | 95 °C | 105 °C | 115 °C      | 125 °C |        |        |      |      |      |      |      |      |      |      |      |       |       |       |       |       |       |        |        |        |      |      |      |      |      |      |      |      |      |  |       |       |        |        |       |       |             |           |      |      |      |      |      |      |      |             |      |      |      |      |      |      |      |
| 0.63   | 0.58   | 0.54  | 0.49   | 0.44   | 0.38  | 0.31   | 0.22        | 0.00   |        |        |      |      |      |      |      |      |      |      |      |       |       |       |       |       |       |        |        |        |      |      |      |      |      |      |      |      |      |  |       |       |        |        |       |       |             |           |      |      |      |      |      |      |      |             |      |      |      |      |      |      |      |
|  | 50 Hz  | 60 Hz | 120 Hz | 360 Hz | 1 kHz | 5 kHz  | 10 kHz & up |        |        |        |      |      |      |      |      |      |      |      |      |       |       |       |       |       |       |        |        |        |      |      |      |      |      |      |      |      |      |  |       |       |        |        |       |       |             |           |      |      |      |      |      |      |      |             |      |      |      |      |      |      |      |
| 5 to 40 V  | 0.95   | 0.96  | 1.00   | 1.03   | 1.04  | 1.04   | 1.04        |        |        |        |      |      |      |      |      |      |      |      |      |       |       |       |       |       |       |        |        |        |      |      |      |      |      |      |      |      |      |  |       |       |        |        |       |       |             |           |      |      |      |      |      |      |      |             |      |      |      |      |      |      |      |
| 60 to 250 V  | 0.80   | 0.84  | 1.00   | 1.18   | 1.25  | 1.30   | 1.30        |        |        |        |      |      |      |      |      |      |      |      |      |       |       |       |       |       |       |        |        |        |      |      |      |      |      |      |      |      |      |  |       |       |        |        |       |       |             |           |      |      |      |      |      |      |      |             |      |      |      |      |      |      |      |
| Low Temperature Characteristics  | <p>Impedance ratio: <math>Z_{-55 °C} / Z_{+25 °C}</math> @ 120 Hz</p> <p>≤ 10 (5 - 20 Vdc)</p> <p>≤ 2 (25 - 250 Vdc)</p>   |       |        |        |       |        |             |        |        |        |      |      |      |      |      |      |      |      |      |       |       |       |       |       |       |        |        |        |      |      |      |      |      |      |      |      |      |  |       |       |        |        |       |       |             |           |      |      |      |      |      |      |      |             |      |      |      |      |      |      |      |
| DC Life Test   | <p>5000 h at rated voltage @ 125 °C</p> <p>Δ Capacitance +/- 15% less than or equal to 60 Vdc</p> <p>Δ Capacitance +/- 10% greater than 60 Vdc</p> <p>ESR 200% of limit</p> <p>DCL 100% of limit</p>   |       |        |        |       |        |             |        |        |        |      |      |      |      |      |      |      |      |      |       |       |       |       |       |       |        |        |        |      |      |      |      |      |      |      |      |      |  |       |       |        |        |       |       |             |           |      |      |      |      |      |      |      |             |      |      |      |      |      |      |      |
| Shelf Life Test  | <p>500 h @ 125 °C</p> <p>Capacitance 100% of limit</p> <p>ESR 100% of limit</p> <p>DCL 100% of limit</p>   |       |        |        |       |        |             |        |        |        |      |      |      |      |      |      |      |      |      |       |       |       |       |       |       |        |        |        |      |      |      |      |      |      |      |      |      |  |       |       |        |        |       |       |             |           |      |      |      |      |      |      |      |             |      |      |      |      |      |      |      |
| Vibration<br><i>Mounting: Vibration capability is dependent upon mounting restraint.</i> | <p>MIL-STD-202, Meth. 204, Sine Swept. IEC 60068-2-6</p> <p>JK Case = 80g</p> <p>All Others = 50g</p>  |       |        |        |       |        |             |        |        |        |      |      |      |      |      |      |      |      |      |       |       |       |       |       |       |        |        |        |      |      |      |      |      |      |      |      |      |  |       |       |        |        |       |       |             |           |      |      |      |      |      |      |      |             |      |      |      |      |      |      |      |

# Type MLSG – Slimpack, 5000 hr@125 °C, Aluminum Electrolytic

| <p><b>Vibration Test</b></p>                | <p><b>Level</b><br/>The specimens, while deenergized or operating under the load conditions specified, shall be subjected to the vibration amplitude, frequency range, and duration specified for each case size.</p> <p><b>Amplitude</b><br/>The specimens shall be subjected to a simple harmonic motion having an amplitude of either 0.06-inch double amplitude (maximum total excursion) or peak level specified above (XXg peak), whichever is less. The tolerance on vibration amplitude shall be ±10 percent.</p> <p><b>Frequency Range</b><br/>The vibration frequency shall be varied logarithmically between the approximate limits of 10 to 2,000 Hz.</p> <p><b>Sweep Time and Duration</b><br/>The entire frequency range of 10 to 2,000 Hz and return to 10 Hz shall be traversed in 20 minutes. This cycle shall be performed 12 times in each of three mutually perpendicular directions (total of 36 times), so that the motion shall be applied for a total period of approximately 12 hours. Interruptions are permitted provided the requirements for rate of change and test duration are met.</p> |                        |             |      |      |      |      |            |      |      |      |      |     |      |     |     |     |     |           |     |     |     |     |      |      |     |     |     |   |           |     |     |     |     |
|---|---|------------------------|-------------|------|------|------|------|------------|------|------|------|------|-----|------|-----|-----|-----|-----|-----------|-----|-----|-----|-----|------|------|-----|-----|-----|---|-----------|-----|-----|-----|-----|
| <p><b>High Reliability Test/Burn-in</b></p> | <p>Established Reliability capacitors shall be subjected to a minimum of 100 percent of the dc rated voltage at 85 °C for 48 hours minimum but not to exceed 96 hours. During this test, capacitors shall be adequately protected against temporary voltage surges of 10 percent or more of the test voltage. After burn-in, the capacitors shall be returned to room ambient conditions and the dc leakage, capacitance, and ESR shall be measured with respect to specified limits.</p>   |                        |             |      |      |      |      |            |      |      |      |      |     |      |     |     |     |     |           |     |     |     |     |      |      |     |     |     |   |           |     |     |     |     |
| <p><b>Thermal Resistance</b></p>            | <table border="1" data-bbox="773 953 1490 1192"> <thead> <tr> <th rowspan="2">Large Sides Heatsinked</th> <th rowspan="2">Case Length</th> <th>1.5"</th> <th>2.0"</th> <th>2.5"</th> <th>3.0"</th> </tr> <tr> <th>Insulation</th> <th>°C/W</th> <th>°C/W</th> <th>°C/W</th> <th>°C/W</th> </tr> </thead> <tbody> <tr> <td rowspan="2">one</td> <td>None</td> <td>6.6</td> <td>4.8</td> <td>3.8</td> <td>3.1</td> </tr> <tr> <td>Polyester</td> <td>7.2</td> <td>5.3</td> <td>4.2</td> <td>3.4</td> </tr> <tr> <td rowspan="2">both</td> <td>None</td> <td>4.4</td> <td>3.1</td> <td>2.4</td> <td>2</td> </tr> <tr> <td>Polyester</td> <td>4.7</td> <td>3.3</td> <td>2.6</td> <td>2.2</td> </tr> </tbody> </table>   | Large Sides Heatsinked | Case Length | 1.5" | 2.0" | 2.5" | 3.0" | Insulation | °C/W | °C/W | °C/W | °C/W | one | None | 6.6 | 4.8 | 3.8 | 3.1 | Polyester | 7.2 | 5.3 | 4.2 | 3.4 | both | None | 4.4 | 3.1 | 2.4 | 2 | Polyester | 4.7 | 3.3 | 2.6 | 2.2 |
| Large Sides Heatsinked                      | Case Length   |                        |             | 1.5" | 2.0" | 2.5" | 3.0" |            |      |      |      |      |     |      |     |     |     |     |           |     |     |     |     |      |      |     |     |     |   |           |     |     |     |     |
|   |   | Insulation             | °C/W        | °C/W | °C/W | °C/W |      |            |      |      |      |      |     |      |     |     |     |     |           |     |     |     |     |      |      |     |     |     |   |           |     |     |     |     |
| one   | None  | 6.6                    | 4.8         | 3.8  | 3.1  |      |      |            |      |      |      |      |     |      |     |     |     |     |           |     |     |     |     |      |      |     |     |     |   |           |     |     |     |     |
|   | Polyester   | 7.2                    | 5.3         | 4.2  | 3.4  |      |      |            |      |      |      |      |     |      |     |     |     |     |           |     |     |     |     |      |      |     |     |     |   |           |     |     |     |     |
| both  | None  | 4.4                    | 3.1         | 2.4  | 2    |      |      |            |      |      |      |      |     |      |     |     |     |     |           |     |     |     |     |      |      |     |     |     |   |           |     |     |     |     |
|   | Polyester   | 4.7                    | 3.3         | 2.6  | 2.2  |      |      |            |      |      |      |      |     |      |     |     |     |     |           |     |     |     |     |      |      |     |     |     |   |           |     |     |     |     |
| <p><b>ESL</b></p>                           |   |                        |             |      |      |      |      |            |      |      |      |      |     |      |     |     |     |     |           |     |     |     |     |      |      |     |     |     |   |           |     |     |     |     |
| <p><b>Typical Weight</b></p>                | <p>Case JK = 30<br/>Case JA = 39<br/>Case JH = 48<br/>Case JB = 57</p>  |                        |             |      |      |      |      |            |      |      |      |      |     |      |     |     |     |     |           |     |     |     |     |      |      |     |     |     |   |           |     |     |     |     |
| <p><b>Terminals</b></p>                     | <p>18 AWG copper wire with 60/40 tin-lead electroplate, 20 amps max</p>   |                        |             |      |      |      |      |            |      |      |      |      |     |      |     |     |     |     |           |     |     |     |     |      |      |     |     |     |   |           |     |     |     |     |
| <p><b>Case Material</b></p>                 | <p>Stainless Steel</p>  |                        |             |      |      |      |      |            |      |      |      |      |     |      |     |     |     |     |           |     |     |     |     |      |      |     |     |     |   |           |     |     |     |     |
| <p><b>Ripple Current Capability</b></p>     | <p>The ripple current capability is set by the maximum permissible internal core temperature, 125 °C.</p>   |                        |             |      |      |      |      |            |      |      |      |      |     |      |     |     |     |     |           |     |     |     |     |      |      |     |     |     |   |           |     |     |     |     |
| <p><b>Air Cooled</b></p>                    | <p>The ripple currents in the ratings tables are for 85 °C case temperatures. For air temperatures without a heatsink use the multipliers Ambient Temperature, No Heatsink.</p>   |                        |             |      |      |      |      |            |      |      |      |      |     |      |     |     |     |     |           |     |     |     |     |      |      |     |     |     |   |           |     |     |     |     |
| <p><b>Heatsink Cooled</b></p>               | <p>Temperature rise from the internal hottest spot, the core, to ambient air is</p> $\Delta T = I^2(ESR)(\theta_{cc} + \theta_{ca}), \text{ recommended max } \Delta T \text{ of } 30 \text{ } ^\circ\text{C}$ <p>where <math>\theta_{cc}</math> is the thermal resistance from core to case and <math>\theta_{ca}</math> from case to ambient. To calculate maximum ripple capability with the MLS attached to a heatsink use the maximum core temperature and the values for <math>\theta_{cc}</math>.</p>  |                        |             |      |      |      |      |            |      |      |      |      |     |      |     |     |     |     |           |     |     |     |     |      |      |     |     |     |   |           |     |     |     |     |
| <p><b>Example</b></p>                       | <p>As an illustration, suppose you operate an insulated MLSG262M060JB0C in 95 °C air and attach it to a commercial heatsink with a free-air thermal resistance of 2.7 °C/W. Use a good thermal grease between the MLS and the heatsink, and the total thermal resistance is 2.7 +3. 4 or 6.1° C/W. The power which would heat the core to 125 °C is (125 - 95)/6. 1 or 4.9 W. For an ESR of 47 mΩ, 4.9 W equates to a ripple current of 10.2 A.</p>   |                        |             |      |      |      |      |            |      |      |      |      |     |      |     |     |     |     |           |     |     |     |     |      |      |     |     |     |   |           |     |     |     |     |

# Type MLSG – Slimpack, 5000 hr@125 °C, Aluminum Electrolytic

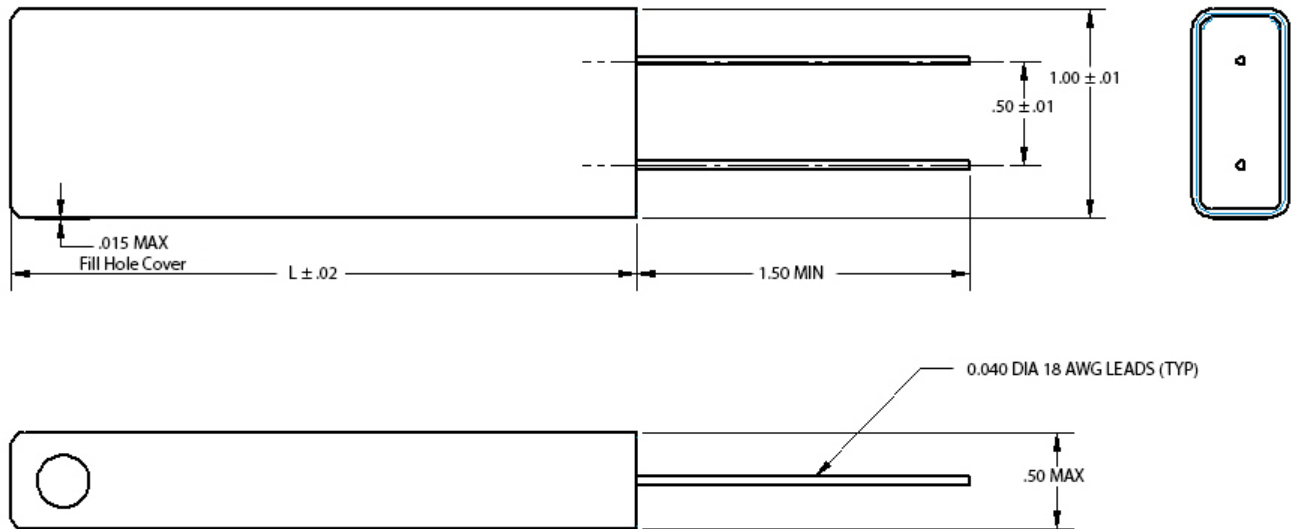
## Part Numbering System

| HR                               | MLSG             | 821   | M                                  | 200   | JB  | 0  | C                                      |
|----------------------------------|------------------|---|------------------------------------|---|---|--|--|
| <b>Optional High Reliability</b> | <b>Type MLSG</b> | <b>Capacitance</b><br>191 = 190 $\mu$ F<br>102 = 1000 $\mu$ F | <b>Tolerance</b><br>M = $\pm 20\%$ | <b>Rated Voltage</b><br>005 = 5 Vdc<br>7R5 = 7.5 Vdc<br>200 = 200 Vdc | <b>Case Code</b><br>JK, L=1.5 in.<br>JA, L=2.0 in.<br>JH, L=2.5 in.<br>JB, L=3.0 in.<br>* other sizes available | <b>Insulation</b><br>0 = bare can<br>1 = polyester | <b>Mounting Style</b><br>C = two leads |

**Examples:**  
 Standard MLSG: MLSG191M200JK0C  
 High Reliability: HRMLSG191M200JK0C

## Outline Drawing

Note: The polyester tape wrap may add up to 0.020 inches to the thickness and width of the capacitor.



# Type MLSG – Slimpack, 5000 hr@125 °C, Aluminum Electrolytic

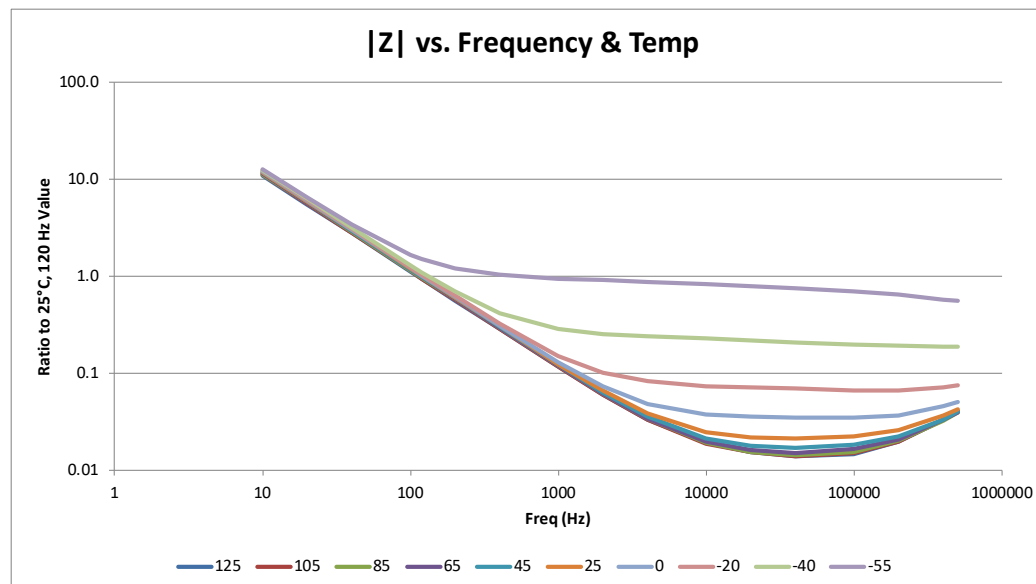
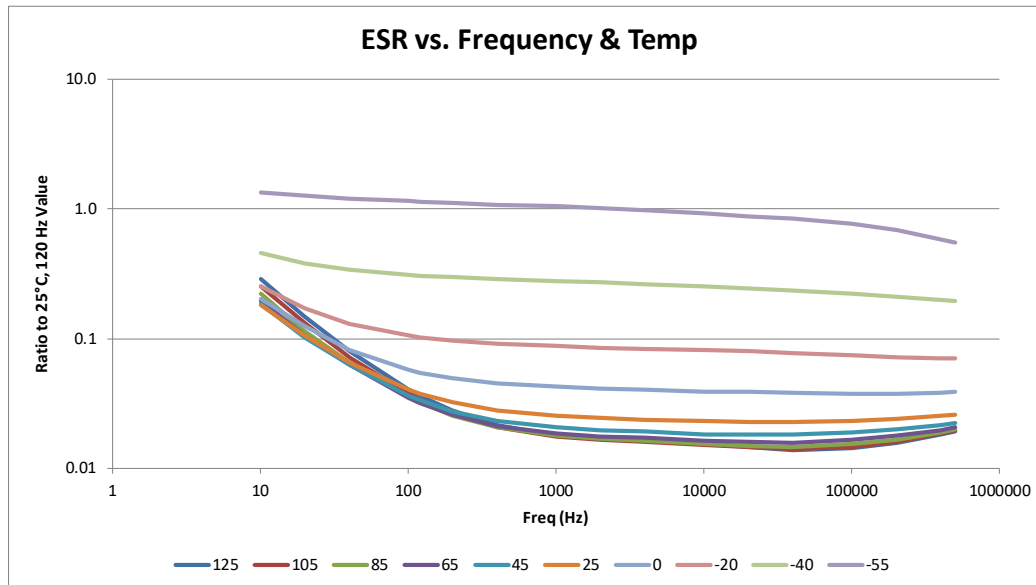
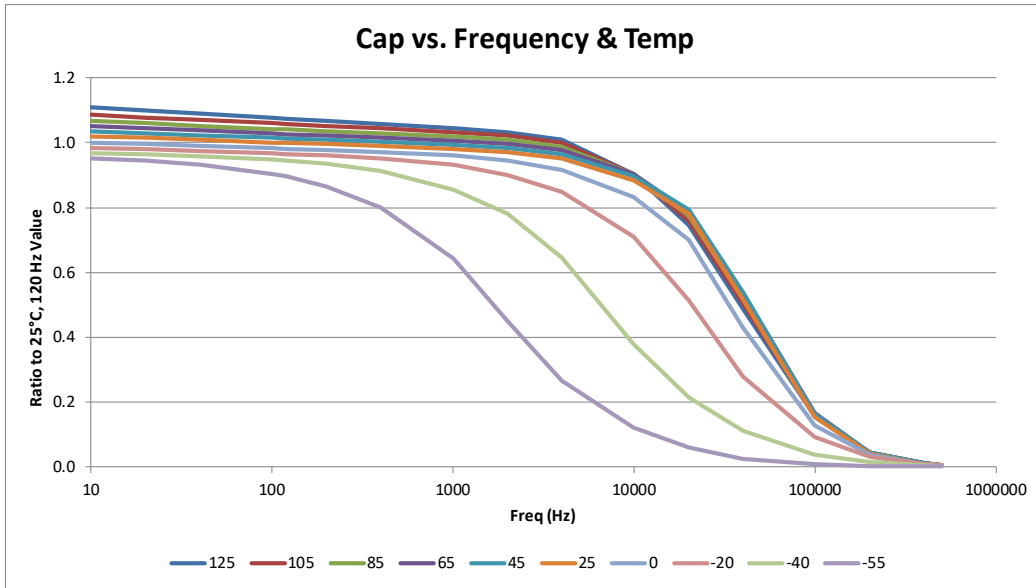
## Ratings

|  | Cap   | Part Number     | $\Omega$ 120 Hz<br>25 °C<br>Cat. ESR | $\Omega$ 10 KHz<br>25 °C<br>Cat. ESR | Ripple (A)<br>Case @ 85°C<br>120Hz | Ripple (A)<br>Case @ 85°C<br>10kHz | Surge 25 °C<br>Vdc | Case<br>Length | 105 °C<br>Vdc |
|--|-------|-----------------|--------------------------------------|--------------------------------------|------------------------------------|------------------------------------|--------------------|----------------|---------------|
| <b>10 Vdc @ 125 °C</b><br>12 Vdc @ 105 °C<br>15 Vdc Surge @ 25 °C    | 9500  | MLSG952M010JK0C | 0.096                                | 0.091                                | 6.9                                | 7.1                                | 15                 | 1.5            | 12            |
|  | 14000 | MLSG143M010JA0C | 0.068                                | 0.064                                | 9.8                                | 10                                 | 15                 | 2              | 12            |
|  | 19000 | MLSG193M010JH0C | 0.053                                | 0.050                                | 12.6                               | 12.9                               | 15                 | 2.5            | 12            |
|  | 24000 | MLSG243M010JB0C | 0.042                                | 0.040                                | 15.4                               | 15.8                               | 15                 | 3              | 12            |
| <b>20 Vdc @ 125 °C</b><br>24 Vdc @ 105 °C<br>30 Vdc Surge @ 25 °C    | 4600  | MLSG462M020JK0C | 0.102                                | 0.097                                | 6.6                                | 6.8                                | 30                 | 1.5            | 24            |
|  | 6800  | MLSG682M020JA0C | 0.072                                | 0.068                                | 9.4                                | 9.7                                | 30                 | 2              | 24            |
|  | 9300  | MLSG932M020JH0C | 0.054                                | 0.052                                | 12.3                               | 12.6                               | 30                 | 2.5            | 24            |
|  | 11000 | MLSG113M020JB0C | 0.042                                | 0.040                                | 15.2                               | 15.6                               | 30                 | 3              | 24            |
| <b>30 Vdc @ 125 °C</b><br>36 Vdc @ 105 °C<br>45 Vdc Surge @ 25 °C    | 3300  | MLSG332M030JK0C | 0.103                                | 0.098                                | 6.6                                | 6.8                                | 45                 | 1.5            | 36            |
|  | 4900  | MLSG492M030JA0C | 0.072                                | 0.069                                | 9.5                                | 9.7                                | 45                 | 2              | 36            |
|  | 6700  | MLSG672M030JH0C | 0.055                                | 0.053                                | 12.3                               | 12.6                               | 45                 | 2.5            | 36            |
|  | 8500  | MLSG852M030JB0C | 0.043                                | 0.041                                | 14.9                               | 15.3                               | 45                 | 3              | 36            |
| <b>40 Vdc @ 125 °C</b><br>48 Vdc @ 105 °C<br>60 Vdc Surge @ 25 °C    | 2300  | MLSG232M040JK0C | 0.105                                | 0.100                                | 6.6                                | 6.8                                | 60                 | 1.5            | 48            |
|  | 3400  | MLSG342M040JA0C | 0.072                                | 0.068                                | 9.5                                | 9.7                                | 60                 | 2              | 48            |
|  | 4600  | MLSG462M040JH0C | 0.056                                | 0.053                                | 12.3                               | 12.6                               | 60                 | 2.5            | 48            |
|  | 5900  | MLSG592M040JB0C | 0.045                                | 0.043                                | 14.9                               | 15.3                               | 60                 | 3              | 48            |
| <b>50 Vdc @ 125 °C</b><br>60 Vdc @ 105 °C<br>75 Vdc Surge @ 25 °C    | 1600  | MLSG162M050JK0C | 0.108                                | 0.101                                | 6.6                                | 6.8                                | 75                 | 1.5            | 60            |
|  | 2500  | MLSG252M050JA0C | 0.073                                | 0.700                                | 9.5                                | 9.7                                | 75                 | 2              | 60            |
|  | 3400  | MLSG342M050JH0C | 0.056                                | 0.053                                | 12.3                               | 12.6                               | 75                 | 2.5            | 60            |
|  | 4300  | MLSG432M050JB0C | 0.046                                | 0.043                                | 14.9                               | 15.3                               | 75                 | 3              | 60            |
| <b>60 Vdc @ 125 °C</b><br>60 Vdc @ 105 °C<br>90 Vdc Surge @ 25 °C    | 1000  | MLSG102M060JK0C | 0.109                                | 0.103                                | 6.5                                | 6.6                                | 90                 | 1.5            | 72            |
|  | 1500  | MLSG152M060JA0C | 0.074                                | 0.071                                | 9.3                                | 9.6                                | 90                 | 2              | 72            |
|  | 2100  | MLSG212M060JH0C | 0.057                                | 0.054                                | 12.1                               | 12.4                               | 90                 | 2.5            | 72            |
|  | 2600  | MLSG262M060JB0C | 0.047                                | 0.044                                | 14.7                               | 15                                 | 90                 | 3              | 72            |
| <b>75 Vdc @ 125 °C</b><br>90 Vdc @ 105 °C<br>112 Vdc Surge @ 25 °C   | 790   | MLSG791M075JK0C | 0.246                                | 0.234                                | 4.0                                | 4.2                                | 112.5              | 1.5            | 90            |
|  | 1100  | MLSG112M075JA0C | 0.200                                | 0.190                                | 5.0                                | 5.2                                | 112.5              | 2              | 90            |
|  | 1500  | MLSG152M075JH0C | 0.148                                | 0.141                                | 6.2                                | 6.5                                | 112.5              | 2.5            | 90            |
|  | 2000  | MLSG202M075JB0C | 0.096                                | 0.091                                | 8.2                                | 8.5                                | 112.5              | 3              | 90            |
| <b>100 Vdc @ 125 °C</b><br>120 Vdc @ 105 °C<br>150 Vdc Surge @ 25 °C | 400   | MLSG401M100JK0C | 0.960                                | 0.768                                | 2                                  | 2.4                                | 150                | 1.5            | 120           |
|  | 600   | MLSG601M100JA0C | 0.634                                | 0.507                                | 2.8                                | 3.6                                | 150                | 2              | 120           |
|  | 800   | MLSG801M100JH0C | 0.484                                | 0.387                                | 3.6                                | 4.6                                | 150                | 2.5            | 120           |
|  | 1000  | MLSG102M100JB0C | 0.387                                | 0.310                                | 4.4                                | 5.7                                | 150                | 3              | 120           |
| <b>150 Vdc @ 125 °C</b><br>180 Vdc @ 105 °C<br>225 Vdc Surge @ 25 °C | 200   | MLSG201M150JK0C | 0.960                                | 0.768                                | 2                                  | 2.4                                | 225                | 1.5            | 180           |
|  | 300   | MLSG301M150JA0C | 0.634                                | 0.507                                | 2.8                                | 3.6                                | 225                | 2              | 180           |
|  | 400   | MLSG401M150JH0C | 0.484                                | 0.387                                | 3.6                                | 4.6                                | 225                | 2.5            | 180           |
|  | 500   | MLSG501M150JB0C | 0.387                                | 0.310                                | 4.4                                | 5.7                                | 225                | 3              | 180           |
| <b>200 Vdc @ 125 °C</b><br>250 Vdc @ 105 °C<br>300 Vdc Surge @ 25 °C | 190   | MLSG191M200JK0C | 1.274                                | 1.019                                | 1.9                                | 2.1                                | 300                | 1.5            | 250           |
|  | 280   | MLSG281M200JA0C | 0.845                                | 0.676                                | 2.8                                | 3.1                                | 300                | 2              | 250           |
|  | 380   | MLSG381M200JH0C | 0.634                                | 0.508                                | 3.6                                | 4.1                                | 300                | 2.5            | 250           |
|  | 490   | MLSG491M200JB0C | 0.507                                | 0.406                                | 4.4                                | 5                                  | 300                | 3              | 250           |
| <b>250 Vdc @ 125 °C</b><br>275 Vdc @ 105 °C<br>350 Vdc Surge @ 25 °C | 140   | MLSG141M250JK0C | 1.200                                | 0.960                                | 1.9                                | 2.2                                | 350                | 1.5            | 300           |
|  | 220   | MLSG221M250JA0C | 0.792                                | 0.634                                | 2.9                                | 3.2                                | 350                | 2              | 300           |
|  | 300   | MLSG301M250JH0C | 0.605                                | 0.484                                | 3.7                                | 4.2                                | 350                | 2.5            | 300           |
|  | 380   | MLSG381M250JB0C | 0.484                                | 0.387                                | 4.5                                | 5.1                                | 350                | 3              | 300           |

# Type MLSG – Slimpack, 5000 hr@125 °C, Aluminum Electrolytic

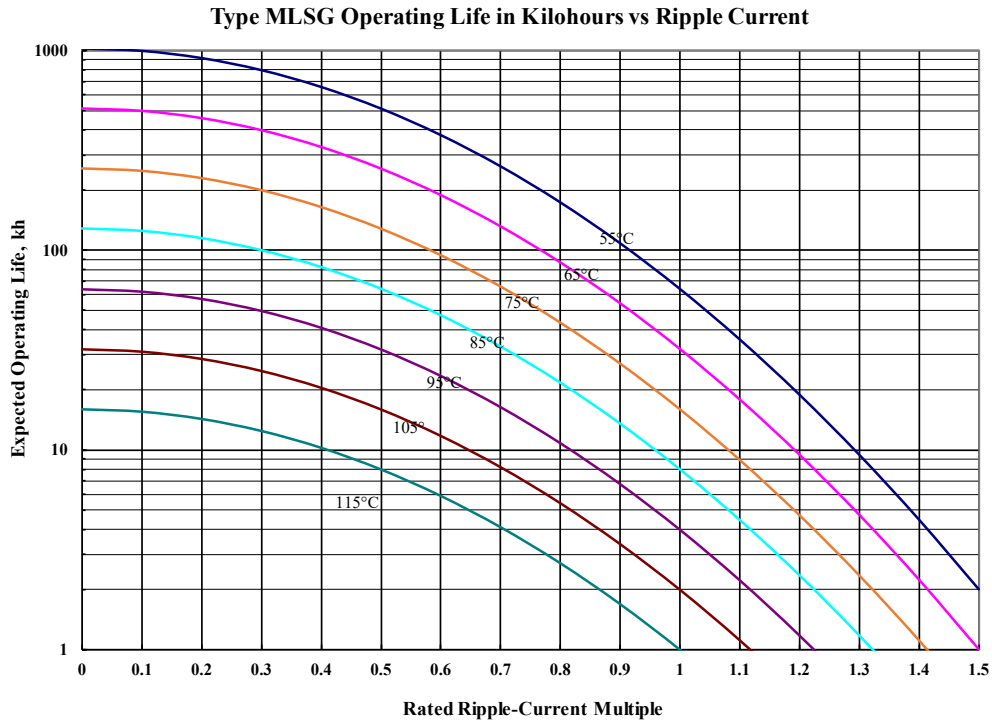
## Typical Performance Curves

Part # MLSG122M060JKOC



# Type MSLG – Slimpack, 5000 hr@125 °C, Aluminum Electrolytic

## Typical Performance Curves



**Notice and Disclaimer:** All product drawings, descriptions, specifications, statements, information and data (collectively, the "Information") in this datasheet or other publication are subject to change. The customer is responsible for checking, confirming and verifying the extent to which the Information contained in this datasheet or other publication is applicable to an order at the time the order is placed. All Information given herein is believed to be accurate and reliable, but it is presented without any guarantee, warranty, representation or responsibility of any kind, expressed or implied. Statements of suitability for certain applications are based on the knowledge that the Cornell Dubilier company providing such statements ("Cornell Dubilier") has of operating conditions that such Cornell Dubilier company regards as typical for such applications, but are not intended to constitute any guarantee, warranty or representation regarding any such matter – and Cornell Dubilier specifically and expressly disclaims any guarantee, warranty or representation concerning the suitability for a specific customer application, use, storage, transportation, or operating environment. The Information is intended for use only by customers who have the requisite experience and capability to determine the correct products for their application. Any technical advice inferred from this Information or otherwise provided by Cornell Dubilier with reference to the use of any Cornell Dubilier products is given gratis (unless otherwise specified by Cornell Dubilier), and Cornell Dubilier assumes no obligation or liability for the advice given or results obtained. Although Cornell Dubilier strives to apply the most stringent quality and safety standards regarding the design and manufacturing of its products, in light of the current state of the art, isolated component failures may still occur. Accordingly, customer applications which require a high degree of reliability or safety should employ suitable designs or other safeguards (such as installation of protective circuitry or redundancies or other appropriate protective measures) in order to ensure that the failure of an electrical component does not result in a risk of personal injury or property damage. Although all product-related warnings, cautions and notes must be observed, the customer should not assume that all safety measures are indicated in such warnings, cautions and notes, or that other safety measures may not be required.

Компания «Океан Электроники» предлагает заключение долгосрочных отношений при поставках импортных электронных компонентов на взаимовыгодных условиях!

Наши преимущества:

- Поставка оригинальных импортных электронных компонентов напрямую с производств Америки, Европы и Азии, а так же с крупнейших складов мира;
- Широкая линейка поставок активных и пассивных импортных электронных компонентов (более 30 млн. наименований);
- Поставка сложных, дефицитных, либо снятых с производства позиций;
- Оперативные сроки поставки под заказ (от 5 рабочих дней);
- Экспресс доставка в любую точку России;
- Помощь Конструкторского Отдела и консультации квалифицированных инженеров;
- Техническая поддержка проекта, помощь в подборе аналогов, поставка прототипов;
- Поставка электронных компонентов под контролем ВП;
- Система менеджмента качества сертифицирована по Международному стандарту ISO 9001;
- При необходимости вся продукция военного и аэрокосмического назначения проходит испытания и сертификацию в лаборатории (по согласованию с заказчиком);
- Поставка специализированных компонентов военного и аэрокосмического уровня качества (Xilinx, Altera, Analog Devices, Intersil, Interpoint, Microsemi, Actel, Aeroflex, Peregrine, VPT, Syfer, Eurofarad, Texas Instruments, MS Kennedy, Miteq, Cobham, E2V, MA-COM, Hittite, Mini-Circuits, General Dynamics и др.);

Компания «Океан Электроники» является официальным дистрибьютором и эксклюзивным представителем в России одного из крупнейших производителей разъемов военного и аэрокосмического назначения «JONHON», а так же официальным дистрибьютором и эксклюзивным представителем в России производителя высокотехнологичных и надежных решений для передачи СВЧ сигналов «FORSTAR».



## JONHON

«JONHON» (основан в 1970 г.)

Разъемы специального, военного и аэрокосмического назначения:

(Применяются в военной, авиационной, аэрокосмической, морской, железнодорожной, горно- и нефтедобывающей отраслях промышленности)

«FORSTAR» (основан в 1998 г.)

ВЧ соединители, коаксиальные кабели, кабельные сборки и микроволновые компоненты:

(Применяются в телекоммуникациях гражданского и специального назначения, в средствах связи, РЛС, а так же военной, авиационной и аэрокосмической отраслях промышленности).



Телефон: 8 (812) 309-75-97 (многоканальный)

Факс: 8 (812) 320-03-32

Электронная почта: [ocean@oceanchips.ru](mailto:ocean@oceanchips.ru)

Web: <http://oceanchips.ru/>

Адрес: 198099, г. Санкт-Петербург, ул. Калинина, д. 2, корп. 4, лит. А