


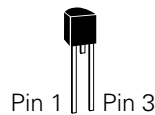
MC Series - TO-92



Agency Approvals

| Agency | Agency File Number |
|--------|--------------------|
| | E133083 |

Pinout Designation



Schematic Symbol



Description

The MC Series TO-92 are low capacitance SIDACtor® thyristors designed to protect broadband CPE equipment such as VoIP and DSL Modems from damaging overvoltage transients.

The series provides a through-hole solution that enables CPE equipment to comply with global regulatory standards while limiting the impact to broadband signals.

Features and Benefits

- Low voltage overshoot
- Low on-state voltage
- Does not degrade surge capability after multiple surge events within limit
- Fails short circuit when surged in excess of ratings
- RoHS Compliant
- 40% lower capacitance than our Baseband Protectors, for applications that demand greater signal integrity
- Pb-free E3 means 2nd level interconnect is Pb-free and the terminal finish material is tin(Sn) (IPC/JEDEC J-STD-609A.01)

Applicable Global Standards

- TIA-968-A
- TIA-968-B
- ITU K.20/21/45 Enhanced Level
- ITU K.20/21/45 Basic Level
- GR 1089 Intra-building
- IEC 61000-4-5 2nd edition
- YD/T 1082
- YD/T 993
- YD/T 950
- GR 1089 Inter-building

Electrical Characteristics

| Part Number | Marking | V_{DRM} @ $I_{DRM} = 5\mu A$ | V_S @ $100V/\mu s$ | I_H | I_S | I_T | V_T @ $I_T = 2.2$ Amps | Capacitance @ 1MHz, 2V bias | |
|---------------|-----------|-----------------------------------|-------------------------|--------|--------|-------|-----------------------------|--------------------------------|--------|
| | | V min | V max | mA min | mA max | A max | V max | pF min | pF max |
| P0080ECMCLxxx | P0080ECMC | 6 | 25 | 50 | 800 | 2.2 | 4 | 35 | 75 |
| P0300ECMCLxxx | P0300ECMC | 25 | 40 | 50 | 800 | 2.2 | 4 | 25 | 45 |
| P0640ECMCLxxx | P0640ECMC | 58 | 77 | 150 | 800 | 2.2 | 4 | 55 | 85 |
| P0720ECMCLxxx | P0720ECMC | 65 | 88 | 150 | 800 | 2.2 | 4 | 50 | 75 |
| P0900ECMCLxxx | P0900ECMC | 75 | 98 | 150 | 800 | 2.2 | 4 | 45 | 70 |
| P1100ECMCLxxx | P1100ECMC | 90 | 130 | 150 | 800 | 2.2 | 4 | 45 | 70 |
| P1300ECMCLxxx | P1300ECMC | 120 | 160 | 150 | 800 | 2.2 | 4 | 40 | 60 |
| P1500ECMCLxxx | P1500ECMC | 140 | 180 | 150 | 800 | 2.2 | 4 | 35 | 55 |
| P1800ECMCLxxx | P1800ECMC | 170 | 220 | 150 | 800 | 2.2 | 4 | 35 | 50 |
| P2300ECMCLxxx | P2300ECMC | 190 | 260 | 150 | 800 | 2.2 | 4 | 30 | 50 |
| P2600ECMCLxxx | P2600ECMC | 220 | 300 | 150 | 800 | 2.2 | 4 | 30 | 45 |
| P3100ECMCLxxx | P3100ECMC | 275 | 350 | 150 | 800 | 2.2 | 4 | 30 | 45 |
| P3500ECMCLxxx | P3500ECMC | 320 | 400 | 150 | 800 | 2.2 | 4 | 25 | 40 |

Notes:
 - Absolute maximum ratings measured at $T_A = 25^\circ C$ (unless otherwise noted).
 - Components are bi-directional.
 - **XXX** Part Number Suffix: **'AP'** (Ammo Pack), or **'RP1'** or **'RP2'** (Reel Pack).

Surge Ratings

| Series | I_{PP} | | | | | | | | | I_{TSM} 50/60 Hz | di/dt |
|--------|----------------------|-------------------|---------------------|---------------------|---------------------|--------------------|---------------------|----------------------|---------------------|-----------------------|----------|
| | 0.2/310 ¹ | 2/10 ¹ | 8/20 ¹ | 10/160 ¹ | 10/560 ¹ | 5/320 ¹ | 10/360 ¹ | 10/1000 ¹ | 5/310 ¹ | | |
| | 0.5/700 ² | 2/10 ² | 1.2/50 ² | 10/160 ² | 10/560 ² | 9/720 ² | 10/360 ² | 10/1000 ² | 10/700 ² | | |
| | A min | A min | A min | A min | A min | A min | A min | A min | A min | A min | A/μs Max |
| C | 50 | 500 | 400 | 200 | 150 | 200 | 175 | 100 | 200 | 30 | 500 |

Notes:

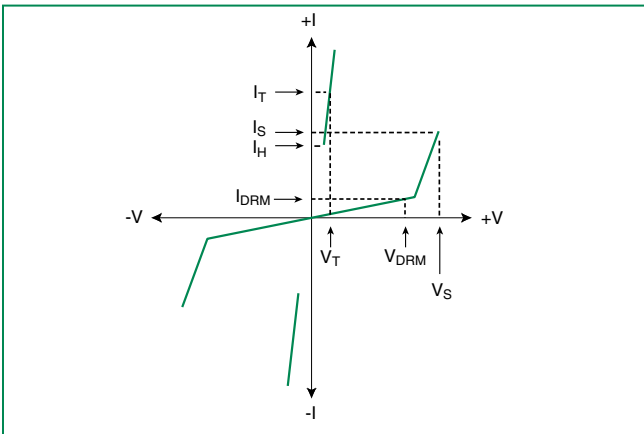
- 1 Current waveform in μs
- 2 Voltage waveform in μs

- Peak pulse current rating (I_{pp}) is repetitive and guaranteed for the life of the product that remains in thermal equilibrium.
- I_{pp} ratings applicable over temperature range of -40°C to +85°C
- The component must initially be in thermal equilibrium with -40°C ≤ T_J ≤ +150°C

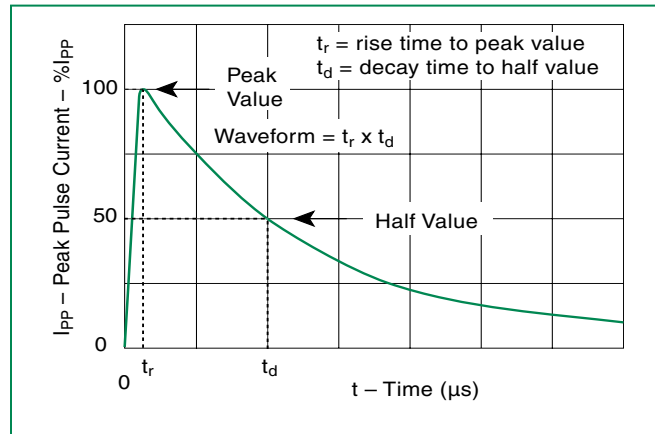
Thermal Considerations

| Package | Symbol | Parameter | Value | Unit |
|---|-----------------|---|-------------|------|
|  TO-92 | T_J | Operating Junction Temperature Range | -40 to +150 | °C |
| | T_S | Storage Temperature Range | -65 to +150 | °C |
| | $R_{\theta JA}$ | Thermal Resistance: Junction to Ambient | 90 | °C/W |

V-I Characteristics



$t_r \times t_d$ Pulse Waveform



Normalized V_S Change vs. Junction Temperature



Normalized DC Holding Current vs. Case Temperature



Soldering Parameters

| | | |
|---|-----------------------------------|-------------------------------|
| Reflow Condition | | Pb-Free assembly (see Fig. 1) |
| Pre Heat | -Temperature Min ($T_{s(min)}$) | +150°C |
| | -Temperature Max ($T_{s(max)}$) | +200°C |
| | -Time (Min to Max) (t_s) | 60-180 secs. |
| Average ramp up rate (LiquidusTemp (T_L) to peak) | | 3°C/sec. Max. |
| $T_{s(max)}$ to T_L - Ramp-up Rate | | 3°C/sec. Max. |
| Reflow | -Temperature (T_L) (Liquidus) | +217°C |
| | -Temperature (t_L) | 60-150 secs. |
| Peak Temp (T_p) | | +260(+0/-5)°C |
| Time within 5°C of actual PeakTemp (t_p) | | 30 secs. Max. |
| Ramp-down Rate | | 6°C/sec. Max. |
| Time 25°C to Peak Temp (T_p) | | 8 min. Max. |
| Do not exceed | | +260°C |



Physical Specifications

| | |
|------------------------|---|
| Lead Material | Copper Alloy |
| Terminal Finish | 100% Matte-Tin Plated |
| Body Material | UL Recognized epoxy meeting flammability classification V-0 |

Additional Information



Datasheet



Resources



Samples

Environmental Specifications

| | |
|---|---|
| High Temp Voltage Blocking | 80% Rated V_{DRM} (V_{AC} Peak) +125°C or +150°C, 504 or 1008 hrs. MIL-STD-750 (Method 1040) JEDEC, JESD22-A-101 |
| Temp Cycling | -65°C to +150°C, 15 min. dwell, 10 up to 100 cycles. MIL-STD-750 (Method 1051) EIA/JEDEC, JESD22-A104 |
| Biased Temp & Humidity | 52 V_{DC} (+85°C) 85%RH, 504 up to 1008 hrs. EIA/JEDEC, JESD22-A-101 |
| High Temp Storage | +150°C 1008 hrs. MIL-STD-750 (Method 1031) JEDEC, JESD22-A-101 |
| Low Temp Storage | -65°C, 1008 hrs. |
| Thermal Shock | 0°C to +100°C, 5 min. dwell, 10 sec. transfer, 10 cycles. MIL-STD-750 (Method 1056) JEDEC, JESD22-A-106 |
| Autoclave (Pressure Cooker Test) | +121°C, 100%RH, 2atm, 24 up to 168 hrs. EIA/JEDEC, JESD22-A-102 |
| Resistance to Solder Heat | +260°C, 30 secs. MIL-STD-750 (Method 2031) |
| Moisture Sensitivity Level | 85%RH, +85°C, 168 hrs., 3 reflow cycles (+260°C Peak). JEDEC-J-STD-020, Level 1 |

Part Numbering



Part Marking



Packing Options

| Package Type | Description | Packing Options Quantity | Added Suffix | Lead Spacing | Industry Standard |
|--------------|--------------------------|--------------------------|--------------|-------------------|-------------------|
| E | TO-92 Tape and Reel Pack | 2000 | RP1 | 0.1 inch (2.54mm) | EIA-481-D |
| | TO-92 Ammo Pack | | RP2 | 0.2 inch (5.08mm) | EIA-481-D |
| | TO-92 Bulk Pack | | AP | (Not applicable) | EIA-468-B |
| | | | N/A | (Not applicable) | N/A |

Dimensions – TO-92



| | Inches | | Millimeters | |
|---|--------|-------|-------------|------|
| | Min | Max | Min | Max |
| A | 0.176 | 0.196 | 4.47 | 4.98 |
| B | 0.500 | | 12.70 | |
| D | 0.095 | 0.105 | 2.41 | 2.67 |
| E | 0.150 | | 3.81 | |
| G | 0.135 | 0.145 | 3.43 | 3.68 |
| H | 0.088 | 0.096 | 2.23 | 2.44 |
| J | 0.176 | 0.186 | 4.47 | 4.73 |
| K | 0.088 | 0.096 | 2.23 | 2.44 |
| L | 0.013 | 0.019 | 0.33 | 0.48 |
| M | 0.013 | 0.017 | 0.33 | 0.43 |
| N | | 0.60 | | 1.52 |

All leads are insulated from case. Case is electrically non-conductive. (Rated at 1600 V_{AC} RMS for one minute from leads to case over the operating temperature range.)

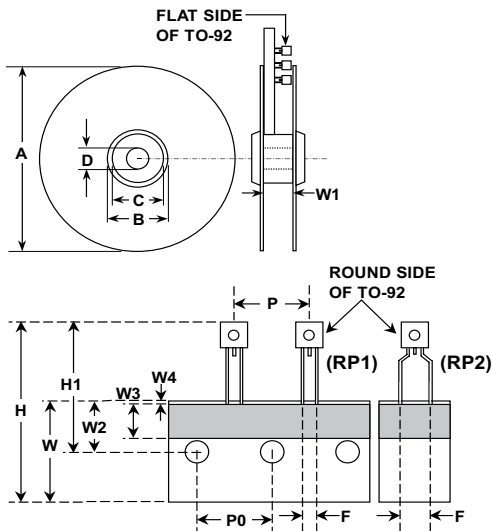
Mold flash shall not exceed 0.13 mm per side.

The TO-92 is designed to meet mechanical standards as set forth in JEDEC publication number 95.

Ammo Pack Specification – TO-92



Tape and Reel Specification – TO-92



| | Inches | | Millimeters | |
|------------|--------|--------|-------------|-------|
| | Min | Max | Min | Max |
| A | N/A | 14.173 | N/A | 360.0 |
| B | 4.016 | N/A | 102.0 | N/A |
| C | 3.386 | N/A | 86.0 | N/A |
| D | 0.795 | N/A | 20.2 | N/A |
| W1 | 1.181 | 1.968 | 30.0 | 50.0 |
| P | 0.496 | 0.504 | 12.60 | 12.80 |
| P0 | 0.498 | 0.502 | 12.65 | 12.75 |
| F(for RP1) | 0.090 | 0.110 | 2.29 | 2.80 |
| F(for RP2) | 0.182 | 0.244 | 4.63 | 6.19 |
| H | N/A | 1.673 | N/A | 42.50 |
| H1 | N/A | 1.270 | N/A | 32.26 |
| W | 0.674 | 0.763 | 17.12 | 19.38 |
| W2 | 0.354 | 0.370 | 8.25 | 9.75 |
| W3 | 0.236 | N/A | 6.00 | N/A |
| W4 | 0.020 | N/A | 0.50 | N/A |

Disclaimer Notice - Information furnished is believed to be accurate and reliable. However, users should independently evaluate the suitability of and test each product selected for their own applications. Littelfuse products are not designed for, and may not be used in, all applications. Read complete Disclaimer Notice at www.littelfuse.com/disclaimer-electronics.

Компания «Океан Электроники» предлагает заключение долгосрочных отношений при поставках импортных электронных компонентов на взаимовыгодных условиях!

Наши преимущества:

- Поставка оригинальных импортных электронных компонентов напрямую с производств Америки, Европы и Азии, а так же с крупнейших складов мира;
- Широкая линейка поставок активных и пассивных импортных электронных компонентов (более 30 млн. наименований);
- Поставка сложных, дефицитных, либо снятых с производства позиций;
- Оперативные сроки поставки под заказ (от 5 рабочих дней);
- Экспресс доставка в любую точку России;
- Помощь Конструкторского Отдела и консультации квалифицированных инженеров;
- Техническая поддержка проекта, помощь в подборе аналогов, поставка прототипов;
- Поставка электронных компонентов под контролем ВП;
- Система менеджмента качества сертифицирована по Международному стандарту ISO 9001;
- При необходимости вся продукция военного и аэрокосмического назначения проходит испытания и сертификацию в лаборатории (по согласованию с заказчиком);
- Поставка специализированных компонентов военного и аэрокосмического уровня качества (Xilinx, Altera, Analog Devices, Intersil, Interpoint, Microsemi, Actel, Aeroflex, Peregrine, VPT, Syfer, Eurofarad, Texas Instruments, MS Kennedy, Miteq, Cobham, E2V, MA-COM, Hittite, Mini-Circuits, General Dynamics и др.);

Компания «Океан Электроники» является официальным дистрибьютором и эксклюзивным представителем в России одного из крупнейших производителей разъемов военного и аэрокосмического назначения «JONHON», а так же официальным дистрибьютором и эксклюзивным представителем в России производителя высокотехнологичных и надежных решений для передачи СВЧ сигналов «FORSTAR».



JONHON

«JONHON» (основан в 1970 г.)

Разъемы специального, военного и аэрокосмического назначения:

(Применяются в военной, авиационной, аэрокосмической, морской, железнодорожной, горно- и нефтедобывающей отраслях промышленности)

«FORSTAR» (основан в 1998 г.)

ВЧ соединители, коаксиальные кабели, кабельные сборки и микроволновые компоненты:

(Применяются в телекоммуникациях гражданского и специального назначения, в средствах связи, РЛС, а так же военной, авиационной и аэрокосмической отраслях промышленности).



Телефон: 8 (812) 309-75-97 (многоканальный)

Факс: 8 (812) 320-03-32

Электронная почта: ocean@oceanchips.ru

Web: <http://oceanchips.ru/>

Адрес: 198099, г. Санкт-Петербург, ул. Калинина, д. 2, корп. 4, лит. А