

Surface Mount Fuse, 5 x 20 mm, Time-Lag T, H, 250 VAC, Au plating



IEC 60127-2 · 250VAC · 300VDC · Time-Lag T

See below:

[Approvals and Compliances](#)

### Description

- Directly solderable on printed circuit boards
- IEC Standard Fuse
- H = High Breaking Capacity

### Applications

- Primary protection on SMD PCBs

### References

[Packaging Details](#)

### Weblinks

[pdf data sheet](#), [html datasheet](#), [General Product Information](#), [Packaging details](#), [Distributor-Stock-Check](#), [Detailed request for product](#), [Microsite](#)

### Technical Data

|                              |   |
|------------------------------|---|
| Rated Voltage                | 250VAC, 300VDC  |
| Rated current                | 1 - 16A   |
| Breaking Capacity            | 500A - 1500A  |
| Characteristic               | Time-Lag T  |
| Mounting                     | PCB,SMT   |
| Admissible Ambient Air Temp. | -55°C to 125°C  |
| Climatic Category            | 55/125/21 acc. to IEC 60068-1   |
| Material: Housing            | Ceramics  |
| Material: Terminals          | Gold-Plated Copper Alloy  |
| Unit Weight                  | 1 g   |
| Storage Conditions           | 0°C to 60°C, max. 70% r.h.  |
| Product Marking              |  Rated current, Rated Voltage, Characteristic, Breaking Capacity |

|                              |  |
|------------------------------|--|
| Soldering Methods            | Reflow<br><a href="#">Soldering Profile</a>                            |
| Solderability                | 245°C / 3sec acc. to IEC 60068-2-58, Test Td                           |
| Resistance to Soldering Heat | 260°C / 10sec acc. to IEC 60068-2-58, Test Td                          |
| Moisture Sensitivity Level   | MSL 1, J-STD-020   |
| Case Resistance              | acc. to EIA/IS-722, Test 4.7<br>>100 MΩ (between leads and body)       |
| Resistance to Vibration      | acc. to IEC 60068-2-6, test Fc   |
| Thermal Shock                | MIL-STD-202, Method 107D<br>(200 air-to-air cycles from -55 to +125°C) |
| Moisture Resistance Test     | MIL-STD-202, Method 106<br>(50 cycles in a temp./mister chamber)       |
| Resistance to Solvents       | MIL-STD-202, Method 215  |
| Terminal Strength            | MIL-STD-202, Method 211A<br>(Deflection of board 1 mm for 1 minute)    |

### Approvals and Compliances

Detailed information on product approvals, code requirements, usage instructions and detailed test conditions can be looked up in [Details about Approvals](#)

SCHURTER products are designed for use in industrial environments. They have approvals from independent testing bodies according to national and international standards. Products with specific characteristics and requirements such as required in the automotive sector according to IATF 16949, medical technology according to ISO 13485 or in the aerospace industry can be offered exclusively with customer-specific, individual agreements by SCHURTER.

### Approvals



The approval mark is used by the testing authorities to certify compliance with the safety requirements placed on electronic products.

Approval Reference Type: SMD-SPT

| Approval Logo   | Certificates                  | Certification Body | Description                              |
|---|-------------------------------|--------------------|--|
|  | <a href="#">VDE Approvals</a> | VDE                | VDE Certificate Number: 40010881         |
|  | <a href="#">UL Approvals</a>  | UL                 | UL File Number: E41599                   |
|  | <a href="#">CCC Approvals</a> | CCC                | CCC Certificate Number: 2011010207464143 |

**Product standards**

Product standards that are referenced

| Organization   | Design                | Standard           | Description                                     |
|--|-----------------------|--------------------|---|
|  | Designed according to | UL 248-14          | Low voltage fuses - Part 14: Additional fuses   |
|  | Designed according to | CSA22.2 No. 248.14 | Low-Voltage Fuses - Part 14: Supplemental Fuses |





**Application standards**

Application standards where the product can be used

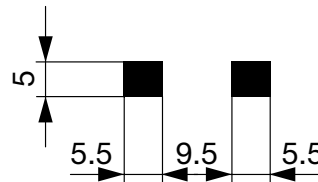
| Organization   | Design                         | Standard       | Description  |
|--|--------------------------------|----------------|--|
|  | Designed for applications acc. | IEC/UL 62368-1 | IEC 62368-1 includes the basic requirements for safety of audio, video, information technology and office equipment. |

**Compliances**

The product complies with following Guide Lines

| Identification   | Details                                      | Initiator   | Description   |
|--|--|-------------|---|
|  | <a href="#">CE declaration of conformity</a> | SCHURTER AG | The CE marking declares that the product complies with the applicable requirements laid down in the harmonisation of Community legislation on its affixing in accordance with EU Regulation 765/2008. |
|  | RoHS   | SCHURTER AG | Directive RoHS 2011/65/EU, Amendment (EU) 2015/863  |
|  | China RoHS                                   | SCHURTER AG | The law SJ / T 11363-2006 (China RoHS) has been in force since 1 March 2007. It is similar to the EU directive RoHS.  |
|  | REACH  | SCHURTER AG | On 1 June 2007, Regulation (EC) No 1907/2006 on the Registration, Evaluation, Authorization and Restriction of Chemicals 1 (abbreviated as "REACH") entered into force.                               |

**Dimension [mm]**



Soldering pads

**Pre-Arcing Time**

| Rated Current In | 1.5 x In min. | 2.1 x In max. | 2.75 x In min. | 2.75 x In max. | 4.0 x In min. | 4.0 x In max. | 10.0 x In min. | 10.0 x In max. |
|------------------|---------------|---------------|----------------|----------------|---------------|---------------|----------------|----------------|
| 1 A - 3.15 A     | 60 min        | 30 min        | 750 ms         | 80 s           | 95 ms         | 5 s           | 10 ms          | 150 ms         |
| 4 A - 6.3 A      | 60 min        | 30 min        | 750 ms         | 80 s           | 150 ms        | 5 s           | 10 ms          | 150 ms         |
| 8 A - 10 A       | 30 min        | 30 min        | 750 ms         | 80 s           | 150 ms        | 5 s           | 10 ms          | 150 ms         |
| 12.5 A - 16 A    | 15 min        | 30 min        | 750 ms         | 80 s           | 150 ms        | 5 s           | 20 ms          | 150 ms         |

Time-Current-Curves



All Variants

| Rated Current [A] | Rated Voltage [VAC] | Rated Voltage [VDC] | Breaking Capacity | Voltage Drop 1.0 I <sub>n</sub> max. [mV] | Voltage Drop 1.0 I <sub>n</sub> typ. [mV] | Power Dissipation 1.5 I <sub>n</sub> max. [mW] | Power Dissipation 1.5 I <sub>n</sub> typ. [mW] | Melting I <sup>2</sup> t 10.0 I <sub>n</sub> typ. [A <sup>2</sup> s] |  |  |  | Order Number |
|-------------------|---------------------|---------------------|-------------------|---|---|--|--|--|---|---|---|--------------|
| 1                 | 250                 | 300                 | 1)                | 250                                       | 180                                       | 2500   | 500  | 1.1  | ●   | ●   | ●   | 0001.2704.11 |
| 1                 | 250                 | 300                 | 1)                | 250                                       | 180                                       | 2500   | 500  | 1.1  | ●   | ●   | ●   | 0001.2704.22 |
| 1.25              | 250                 | 300                 | 1)                | 250                                       | 150                                       | 2500   | 500  | 1.86   | ●   | ●   | ●   | 0001.2705.11 |
| 1.25              | 250                 | 300                 | 1)                | 250                                       | 150                                       | 2500   | 500  | 1.86   | ●   | ●   | ●   | 0001.2705.22 |
| 1.6               | 250                 | 300                 | 1)                | 200                                       | 130                                       | 2500   | 500  | 4.35   | ●   | ●   | ●   | 0001.2706.11 |
| 1.6               | 250                 | 300                 | 1)                | 200                                       | 130                                       | 2500   | 500  | 4.35   | ●   | ●   | ●   | 0001.2706.22 |
| 2                 | 250                 | 300                 | 1)                | 190                                       | 120                                       | 2500   | 600  | 9.2  | ●   | ●   | ●   | 0001.2707.11 |
| 2                 | 250                 | 300                 | 1)                | 190                                       | 120                                       | 2500   | 600  | 9.2  | ●   | ●   | ●   | 0001.2707.22 |
| 2.5               | 250                 | 300                 | 1)                | 180                                       | 100                                       | 2500   | 600  | 11.7   | ●   | ●   | ●   | 0001.2708.11 |
| 2.5               | 250                 | 300                 | 1)                | 180                                       | 100                                       | 2500   | 600  | 11.7   | ●   | ●   | ●   | 0001.2708.22 |
| 3.15              | 250                 | 300                 | 1)                | 140                                       | 100                                       | 4000   | 800  | 33.7   | ●   | ●   | ●   | 0001.2709.11 |
| 3.15              | 250                 | 300                 | 1)                | 140                                       | 100                                       | 4000   | 800  | 33.7   | ●   | ●   | ●   | 0001.2709.22 |
| 4                 | 250                 | 150                 | 2)                | 100                                       | 90  | 4000   | 900  | 62.4   | ●   | ●   | ●   | 0001.2710.11 |
| 4                 | 250                 | 150                 | 2)                | 100                                       | 90  | 4000   | 900  | 62.4   | ●   | ●   | ●   | 0001.2710.22 |
| 5                 | 250                 | 150                 | 2)                | 100                                       | 90  | 4000   | 1200   | 97.5   | ●   | ●   | ●   | 0001.2711.11 |
| 5                 | 250                 | 150                 | 2)                | 100                                       | 90  | 4000   | 1200   | 97.5   | ●   | ●   | ●   | 0001.2711.22 |
| 6.3               | 250                 | 150                 | 2)                | 100                                       | 70  | 4000   | 1200   | 171  | ●   | ●   | ●   | 0001.2712.11 |
| 6.3               | 250                 | 150                 | 2)                | 100                                       | 70  | 4000   | 1200   | 171  | ●   | ●   | ●   | 0001.2712.22 |
| 8                 | 250                 | 150                 | 3)                | 100                                       | 70  | 4000   | 1300   | 268  | ●   | ●   | ●   | 0001.2713.11 |
| 8                 | 250                 | 150                 | 3)                | 100                                       | 70  | 4000   | 1300   | 268  | ●   | ●   | ●   | 0001.2713.22 |
| 10                | 250                 | 150                 | 3)                | 100                                       | 70  | 4000   | 2100   | 400  | ●   | ●   | ●   | 0001.2714.11 |
| 10                | 250                 | 150                 | 3)                | 100                                       | 70  | 4000   | 2100   | 400  | ●   | ●   | ●   | 0001.2714.22 |
| 12.5              | 250                 | 125                 | 4)                | 100                                       | 70  | 4000   | 2500   | 563  | ●   | ●   | ●   | 0001.2715.11 |
| 12.5              | 250                 | 125                 | 4)                | 100                                       | 70  | 4000   | 2500   | 563  | ●   | ●   | ●   | 0001.2715.22 |
| 16                | 250                 | 125                 | 4)                | 100                                       | 70  | 4000   | 3000   | 1272   | ●   | ●   | ●   | 0001.2716.11 |
| 16                | 250                 | 125                 | 4)                | 100                                       | 70  | 4000   | 3000   | 1272   | ●   | ●   | ●   | 0001.2716.22 |

Most Popular.

Availability for all products can be searched real-time: <https://www.schurter.com/en/Stock-Check/Stock-Check-SCHURTER>

| Rated Current [A]  | Rated Voltage [VAC] | Rated Voltage [VDC] | Breaking Capacity | Voltage Drop<br>1.0 I <sub>n</sub> max.<br>[mV] | Voltage Drop<br>1.0 I <sub>n</sub> typ.<br>[mV] | Power Dissipation 1.5 I <sub>n</sub><br>max. [mW] | Power Dissipation 1.5 I <sub>n</sub><br>typ. [mW] | Melting I <sup>2</sup> t<br>10.0 I <sub>n</sub> typ.<br>[A <sup>2</sup> s] | Order Number |
|--|---------------------|---------------------|-------------------|---|---|---|---|--|--------------|
| 1) IEC: 1500 A @ 250 VAC, p.f. = 0.7 - 0.8<br>1) UL: 10 kA @ 125 VAC, p.f. = 0.7 - 0.8 / 1500 A @ 250 VAC, p.f. = 0.7 - 0.8 / 1500 A @ 300 VDC<br>2) IEC: 1500 A @ 250 VAC, p.f. = 0.7 - 0.8<br>2) UL: 10 kA @ 125 VAC, p.f. = 0.7 - 0.8 / 1500 A @ 250 VAC, p.f. = 0.7 - 0.8 / 1500 A @ 150 VDC<br>3) IEC: 1000 A @ 250 VAC<br>3) UL: 1000 A @ 250 VAC / 1500 A @ 150 VDC<br>4) UL: 500 A @ 125 VAC, p.f. = 0.7 - 0.8 / 1000 A @ 125 VAC / 500 A @ 250 VAC / 1500 A @ 125 VDC |                     |                     |                   |   |   |   |   |  |              |
| <b>Packaging Unit</b>  |                     |                     | .xx = .11         | Plastic Bag (100 pcs.)                          |   |   |   |  |              |
|  |                     |                     | .xx = .22         | Blister Tape 33 cm Reel (1000 pcs.)             |   |   |   |  |              |



Компания «Океан Электроники» предлагает заключение долгосрочных отношений при поставках импортных электронных компонентов на взаимовыгодных условиях!

Наши преимущества:

- Поставка оригинальных импортных электронных компонентов напрямую с производств Америки, Европы и Азии, а так же с крупнейших складов мира;
- Широкая линейка поставок активных и пассивных импортных электронных компонентов (более 30 млн. наименований);
- Поставка сложных, дефицитных, либо снятых с производства позиций;
- Оперативные сроки поставки под заказ (от 5 рабочих дней);
- Экспресс доставка в любую точку России;
- Помощь Конструкторского Отдела и консультации квалифицированных инженеров;
- Техническая поддержка проекта, помощь в подборе аналогов, поставка прототипов;
- Поставка электронных компонентов под контролем ВП;
- Система менеджмента качества сертифицирована по Международному стандарту ISO 9001;
- При необходимости вся продукция военного и аэрокосмического назначения проходит испытания и сертификацию в лаборатории (по согласованию с заказчиком);
- Поставка специализированных компонентов военного и аэрокосмического уровня качества (Xilinx, Altera, Analog Devices, Intersil, Interpoint, Microsemi, Actel, Aeroflex, Peregrine, VPT, Syfer, Eurofarad, Texas Instruments, MS Kennedy, Miteq, Cobham, E2V, MA-COM, Hittite, Mini-Circuits, General Dynamics и др.);

Компания «Океан Электроники» является официальным дистрибьютором и эксклюзивным представителем в России одного из крупнейших производителей разъемов военного и аэрокосмического назначения «JONHON», а так же официальным дистрибьютором и эксклюзивным представителем в России производителя высокотехнологичных и надежных решений для передачи СВЧ сигналов «FORSTAR».



## JONHON

«JONHON» (основан в 1970 г.)

Разъемы специального, военного и аэрокосмического назначения:

(Применяются в военной, авиационной, аэрокосмической, морской, железнодорожной, горно- и нефтедобывающей отраслях промышленности)

«FORSTAR» (основан в 1998 г.)

ВЧ соединители, коаксиальные кабели, кабельные сборки и микроволновые компоненты:

(Применяются в телекоммуникациях гражданского и специального назначения, в средствах связи, РЛС, а так же военной, авиационной и аэрокосмической отраслях промышленности).



Телефон: 8 (812) 309-75-97 (многоканальный)

Факс: 8 (812) 320-03-32

Электронная почта: [ocean@oceanchips.ru](mailto:ocean@oceanchips.ru)

Web: <http://oceanchips.ru/>

Адрес: 198099, г. Санкт-Петербург, ул. Калинина, д. 2, корп. 4, лит. А