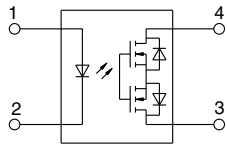





**Flat Power-DIP4-pin type  
with high capacity  
up to 2A load current**

**PhotoMOS®  
PD 1 Form A  
(AQY27○)**



**RoHS compliant**

### FEATURES

- 1. Flat-Packaged type**  
(W) 8.8 × (D) 9.3 × (H) 3.9 mm  
(W) .346 × (D) .366 × (H) .154 inch
- 2. High capacity of continuous load current 2A (AQY272)**
- 3. High sensitivity and low on-resistance**  
Max. 2A load can be controlled with 5mA input current. The on-resistance is low at Typ. 0.11Ω (AQY272).

### TYPICAL APPLICATIONS

- Measuring and Testing equipment
- IC Testers and Board Testers
- High speed inspection machines

### TYPES

Type	Output rating*		Package	Part No.				Packing quantity	
	Load voltage	Load current		Through hole terminal	Surface-mount terminal		Tube	Tape and reel	
					Tape and reel packing style				
			Tube packing style		Picked from the 1/2-pin side	Picked from the 3/4-pin side			
AC/DC dual use	60V	2.0A	Power-DIP4-pin	AQY272	AQY272A	AQY272AX	AQY272AZ	1 tube contains: 50 pcs. 1 batch contains: 1,000 pcs.	1,000 pcs.
	100V	1.3A		AQY275	AQY275A	AQY275AX	AQY275AZ		
	200V	0.65A		AQY277	AQY277A	AQY277AX	AQY277AZ		
	400V	0.35A		AQY274	AQY274A	AQY274AX	AQY274AZ		

\* Indicate the peak AC and DC values.  
Note: The surface mount terminal indicator "A" and the packing style indicator "X" or "Z" are not marked on the device.

### RATING

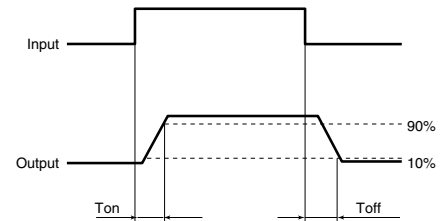
#### 1. Absolute maximum ratings (Ambient temperature: 25°C 77°F)

Item		Symbol	AQY272(A)	AQY275(A)	AQY277(A)	AQY274(A)	Remarks
Input	LED forward current	I <sub>F</sub>	50 mA				
	LED reverse voltage	V <sub>R</sub>	5 V				
	Peak forward current	I <sub>FP</sub>	1 A				f = 100 Hz, Duty factor = 0.1%
	Power dissipation	P <sub>in</sub>	75 mW				
Output	Load voltage (peak AC)	V <sub>L</sub>	60 V	100 V	200 V	400 V	
	Continuous load current	I <sub>L</sub>	2.0 A	1.3 A	0.65 A	0.35 A	Peak AC, DC
	Peak load current	I <sub>peak</sub>	6.0 A	4.0 A	2.0 A	1.0 A	100ms (1 shot), V <sub>L</sub> = DC
	Power dissipation	P <sub>out</sub>	700 mW				
Total power dissipation		P <sub>T</sub>	750 mW				
I/O isolation voltage		V <sub>iso</sub>	2,500 Vrms				
Ambient temperature	Operating	T <sub>opr</sub>	-40 to +85°C -40 to +185°F				(Non-icing at low temperatures)
	Storage	T <sub>stg</sub>	-40 to +100°C -40 to +212°F				

**2. Electrical characteristics** (Ambient temperature: 25°C 77°F)

Item		Symbol	AQY272(A)	AQY275(A)	AQY277(A)	AQY274(A)	Condition
Input	LED operate current	Typical	1.0 mA				$I_L = 100 \text{ mA}$ $V_L = 10 \text{ V}$
		Maximum	3.0 mA				
	LED turn off current	Minimum	0.4 mA				$I_L = 100 \text{ mA}$ $V_L = 10 \text{ V}$
		Typical	0.9 mA				
LED dropout voltage	Typical	1.25 V (1.16 V at $I_F = 10 \text{ mA}$ )				$I_F = 50 \text{ mA}$	
	Maximum	1.5 V					
Output	On resistance	Typical	0.11 Ω	0.23 Ω	0.7 Ω	2.1 Ω	$I_F = 10 \text{ mA}$ , $I_L = \text{Max.}$ Within 1 s
		Maximum	0.18 Ω	0.34 Ω	1.1 Ω	3.2 Ω	
	Off state leakage current	Maximum	10 μA				$I_F = 0 \text{ mA}$ , $V_L = \text{Max.}$
Transfer characteristics	Turn on time*	Typical	2.46 ms	2.40 ms	1.12 ms	1.65 ms	$I_F = 10 \text{ mA}$ , $I_L = 100 \text{ mA}$ $V_L = 10 \text{ V}$
		Maximum	5.0 ms				
		Typical	5.64 ms	5.65 ms	2.57 ms	3.88 ms	$I_F = 5 \text{ mA}$ , $I_L = 100 \text{ mA}$ $V_L = 10 \text{ V}$
		Maximum	10.0 ms				
	Turn off time*	Typical	0.22 ms	0.21 ms	0.10 ms	0.08 ms	$I_F = 5 \text{ mA}$ or $10 \text{ mA}$ , $I_L = 100 \text{ mA}$ $V_L = 10 \text{ V}$
		Maximum	3.0 ms				
	I/O capacitance	Typical	0.8 pF				$f = 1 \text{ MHz}$ $V_B = 0 \text{ V}$
		Maximum	1.5 pF				
Initial I/O isolation resistance	Minimum	$R_{iso}$	1,000 MΩ			500 V DC	
Max. operating frequency	Maximum	—	0.5 cps			$I_F = 10 \text{ mA}$ , Duty factor = 50% $I_L = \text{Max.}$ , $V_L = \text{Max.}$	

\*Turn on/Turn off time



**3. Recommended operating conditions** (Ambient temperature: 25°C 77°F)

Please use under recommended operating conditions to obtain expected characteristics.

Item		Symbol	Min.	Max.	Unit
LED current		$I_F$	5	30	mA
AQY272(A)	Load voltage (Peak AC)	$V_L$	—	48	V
	Continuous load current	$I_L$	—	2.0	A
AQY275(A)	Load voltage (Peak AC)	$V_L$	—	80	V
	Continuous load current	$I_L$	—	1.3	A
AQY277(A)	Load voltage (Peak AC)	$V_L$	—	160	V
	Continuous load current	$I_L$	—	0.65	A
AQY274(A)	Load voltage (Peak AC)	$V_L$	—	320	V
	Continuous load current	$I_L$	—	0.35	A

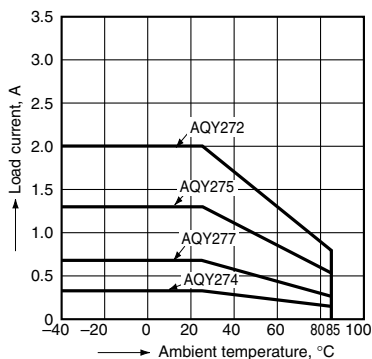
■ These products are not designed for automotive use.

If you are considering to use these products for automotive applications, please contact your local Panasonic Corporation technical representative.

# REFERENCE DATA

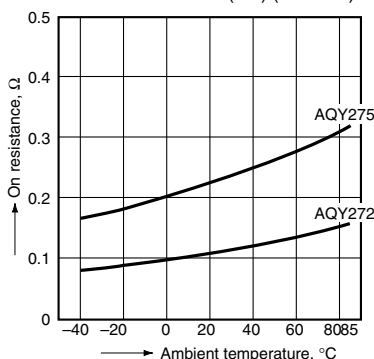
## 1. Load current vs. ambient temperature characteristics

Allowable ambient temperature:  $-40$  to  $+85^{\circ}\text{C}$   
 $-40$  to  $+185^{\circ}\text{F}$



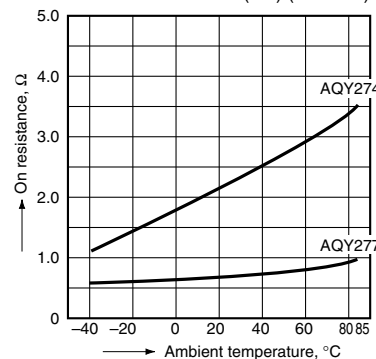
## 2.-(1) On resistance vs. ambient temperature characteristics

LED current: 10 mA;  
 Continuous load current: 2.0 A (DC) (AQY272),  
 1.3 A (DC) (AQY275)



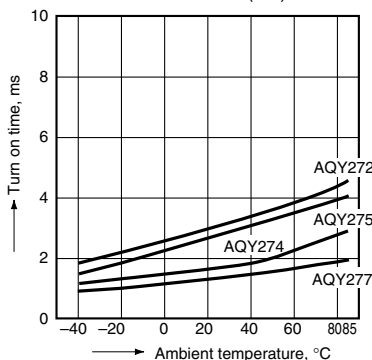
## 2.-(2) On resistance vs. ambient temperature characteristics

LED current: 10 mA;  
 Continuous load current: 0.65 A (DC) (AQY277),  
 0.35 A (DC) (AQY274)



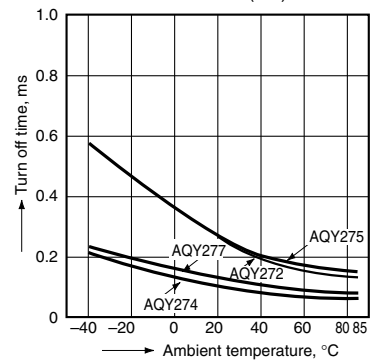
## 3. Turn on time vs. ambient temperature characteristics

LED current: 10 mA; Load voltage: 10 V (DC);  
 Continuous load current: 100 mA (DC)



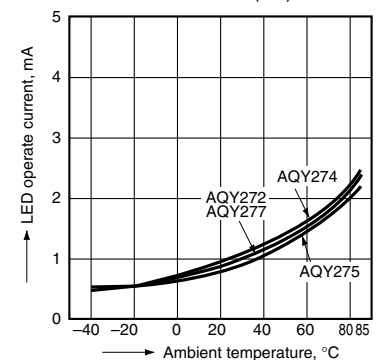
## 4. Turn off time vs. ambient temperature characteristics

LED current: 10 mA; Load voltage: 10 V (DC);  
 Continuous load current: 100 mA (DC)



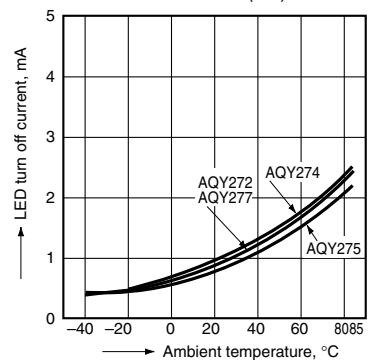
## 5. LED operate vs. ambient temperature characteristics

Load voltage: 10 V (DC);  
 Continuous load current: 100 mA (DC)



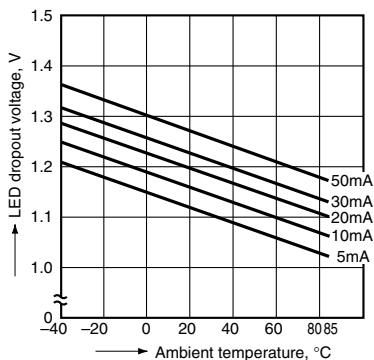
## 6. LED turn off current vs. ambient temperature characteristics

Load voltage: 10 V (DC);  
 Continuous load current: 100 mA (DC)



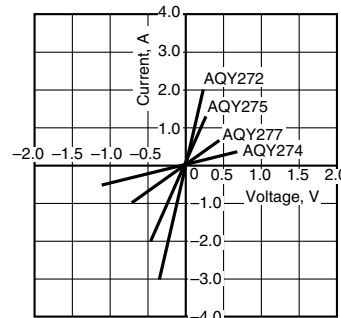
## 7. LED dropout voltage vs. ambient temperature characteristics

Sample: all types;  
 LED current: 5 to 50 mA



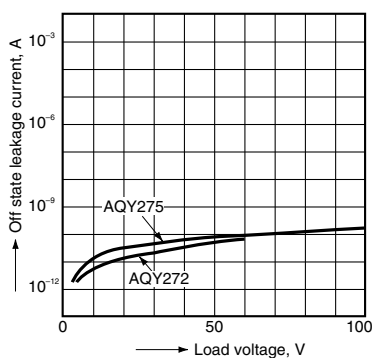
## 8. Current vs. voltage characteristics of output at MOS portion

Ambient temperature:  $25^{\circ}\text{C}$   $77^{\circ}\text{F}$



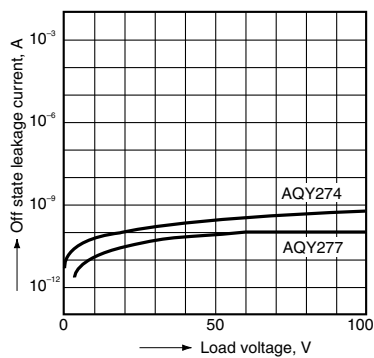
## 9.-(1) Off state leakage current vs. load voltage characteristics

Ambient temperature:  $25^{\circ}\text{C}$   $77^{\circ}\text{F}$



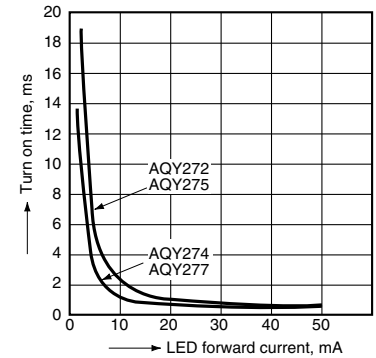
## 9.-(2) Off state leakage current vs. load voltage characteristics

Ambient temperature:  $25^{\circ}\text{C}$   $77^{\circ}\text{F}$



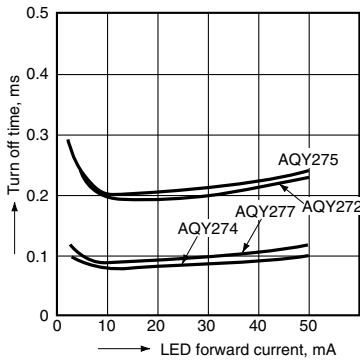
## 10. Turn on time vs. LED forward current characteristics

Load voltage: 10 V (DC); Continuous load current: 100 mA (DC); Ambient temperature:  $25^{\circ}\text{C}$   $77^{\circ}\text{F}$



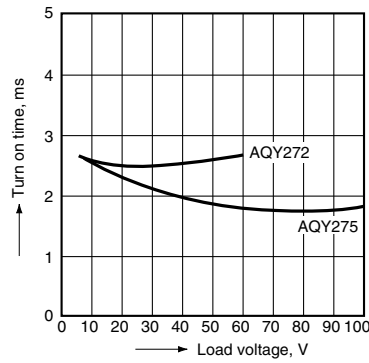
## 11. Turn off time vs. LED forward current characteristics

Load voltage: 10 V (DC); Continuous load current: 100 mA (DC); Ambient temperature: 25°C 77°F



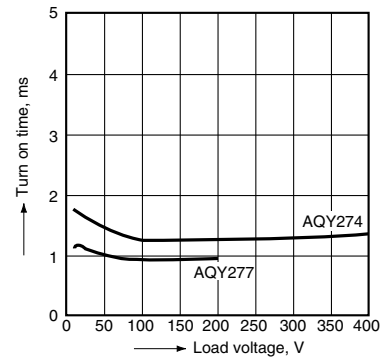
## 12.-(1) Turn on time vs. load voltage characteristics

LED current: 10 mA; Continuous load current: 100 mA; Ambient temperature: 25°C 77°F



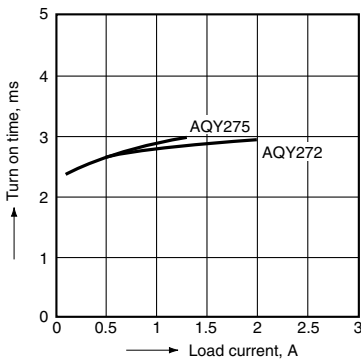
## 12.-(2) Turn on time vs. load voltage characteristics

LED current: 10 mA; Continuous load current: 100 mA; Ambient temperature: 25°C 77°F



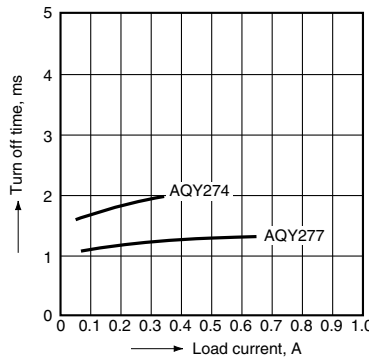
## 13.-(1) Turn on time vs. load current characteristics

LED current: 10 mA; Load voltage: 10 V (DC); Ambient temperature: 25°C 77°F



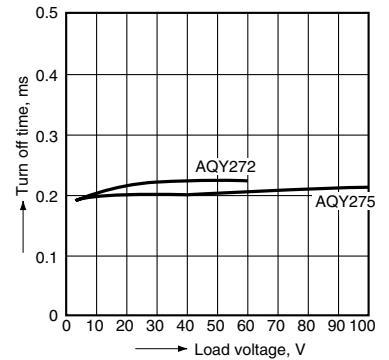
## 13.-(2) Turn on time vs. load current characteristics

LED current: 10 mA; Load voltage: 10 V (DC); Ambient temperature: 25°C 77°F



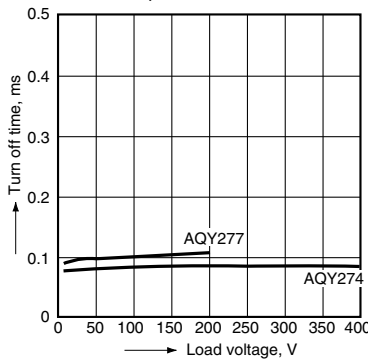
## 14.-(1) Turn off time vs. load voltage characteristics

LED current: 10 mA; Continuous load current: 100 mA; Ambient temperature: 25°C 77°F



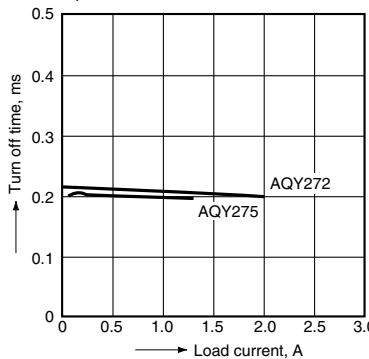
## 14.-(2) Turn off time vs. load voltage characteristics

LED current: 10 mA; Continuous load current: 100 mA; Ambient temperature: 25°C 77°F



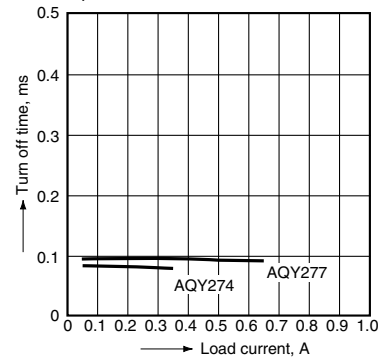
## 15.-(1) Turn off time vs. load current characteristics

LED current: 10 mA; Load voltage 10 V (DC); Ambient temperature: 25°C 77°F



## 15.-(2) Turn off time vs. load current characteristics

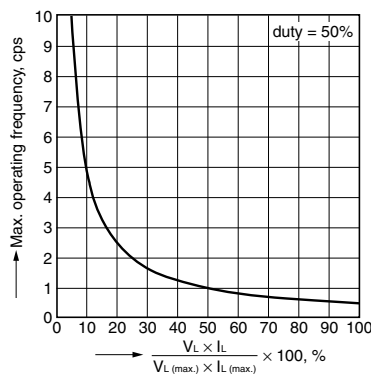
LED current: 10 mA; Load voltage 10 V (DC); Ambient temperature: 25°C 77°F



## 16. Max. operating frequency vs. load voltage/current characteristics

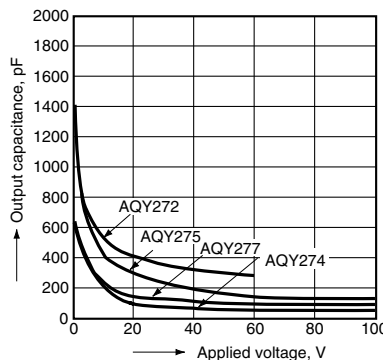
Sample: All types; LED current: 10 mA; Ambient temperature: 25°C 77°F

$V_L$ : Load voltage,  $V_L$  (Max.): Max. rated load voltage  
 $I_L$ : Load current,  $I_L$  (Max.): Max. rated continuous load current



## 17. Output capacitance vs. applied voltage characteristics

Frequency: 1 MHz; Ambient temperature: 25°C 77°F



"PhotoMOS®", "PhotoMOS" and "PHOTOMOS" are registered trademarks of Panasonic Corporation.

\*Recognized in Japan, the United States, all member states of European Union and other countries.

Please contact .....

**Panasonic Corporation**

Electromechanical Control Business Division

■ 1006, Oaza Kadoma, Kadoma-shi, Osaka 571-8506, Japan  
[industrial.panasonic.com/ac/e/](http://industrial.panasonic.com/ac/e/)

**Panasonic®**

©Panasonic Corporation 2017

# Mouser Electronics

Authorized Distributor

Click to View Pricing, Inventory, Delivery & Lifecycle Information:

[Panasonic:](#)

[AQY272A](#) [AQY275A](#) [AQY277A](#) [AQY272](#) [AQY274](#) [AQY212FG2SX](#)

Компания «Океан Электроники» предлагает заключение долгосрочных отношений при поставках импортных электронных компонентов на взаимовыгодных условиях!

Наши преимущества:

- Поставка оригинальных импортных электронных компонентов напрямую с производств Америки, Европы и Азии, а так же с крупнейших складов мира;
- Широкая линейка поставок активных и пассивных импортных электронных компонентов (более 30 млн. наименований);
- Поставка сложных, дефицитных, либо снятых с производства позиций;
- Оперативные сроки поставки под заказ (от 5 рабочих дней);
- Экспресс доставка в любую точку России;
- Помощь Конструкторского Отдела и консультации квалифицированных инженеров;
- Техническая поддержка проекта, помощь в подборе аналогов, поставка прототипов;
- Поставка электронных компонентов под контролем ВП;
- Система менеджмента качества сертифицирована по Международному стандарту ISO 9001;
- При необходимости вся продукция военного и аэрокосмического назначения проходит испытания и сертификацию в лаборатории (по согласованию с заказчиком);
- Поставка специализированных компонентов военного и аэрокосмического уровня качества (Xilinx, Altera, Analog Devices, Intersil, Interpoint, Microsemi, Actel, Aeroflex, Peregrine, VPT, Syfer, Eurofarad, Texas Instruments, MS Kennedy, Miteq, Cobham, E2V, MA-COM, Hittite, Mini-Circuits, General Dynamics и др.);

Компания «Океан Электроники» является официальным дистрибьютором и эксклюзивным представителем в России одного из крупнейших производителей разъемов военного и аэрокосмического назначения «JONHON», а так же официальным дистрибьютором и эксклюзивным представителем в России производителя высокотехнологичных и надежных решений для передачи СВЧ сигналов «FORSTAR».



## JONHON

«JONHON» (основан в 1970 г.)

Разъемы специального, военного и аэрокосмического назначения:

(Применяются в военной, авиационной, аэрокосмической, морской, железнодорожной, горно- и нефтедобывающей отраслях промышленности)

«FORSTAR» (основан в 1998 г.)

ВЧ соединители, коаксиальные кабели,  
кабельные сборки и микроволновые компоненты:

(Применяются в телекоммуникациях гражданского и специального назначения, в средствах связи, РЛС, а так же военной, авиационной и аэрокосмической отраслях промышленности).



Телефон: 8 (812) 309-75-97 (многоканальный)

Факс: 8 (812) 320-03-32

Электронная почта: [ocean@oceanchips.ru](mailto:ocean@oceanchips.ru)

Web: <http://oceanchips.ru/>

Адрес: 198099, г. Санкт-Петербург, ул. Калинина, д. 2, корп. 4, лит. А