

# Ratiometric Linear Hall-Effect Sensor



OHS3150U, OHS3151U



## Features:

- Ratiometric linear output capable of sinking and sourcing current
- 4.5 V to 6.0 V operation
- Responds equally to positive and negative magnetic fields
- Excellent temperature stability to operate in harsh environments
- Robust package capable of withstanding harsh environments

## Description:

Each ratiometric linear Hall-effect sensor contains a monolithic integrated circuit on a single chip. This circuit incorporates a quadratic Hall sensing element, which minimizes the effects of mechanical and thermal stress on the Hall element and temperature compensating circuitry to compensate for the inherent Hall element sensitivity change over temperature current.

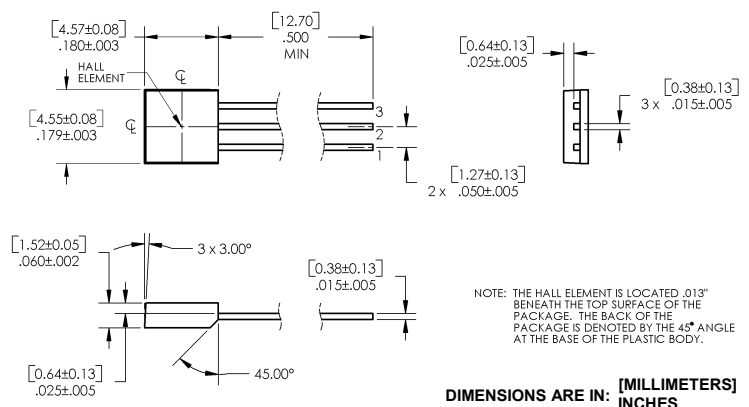
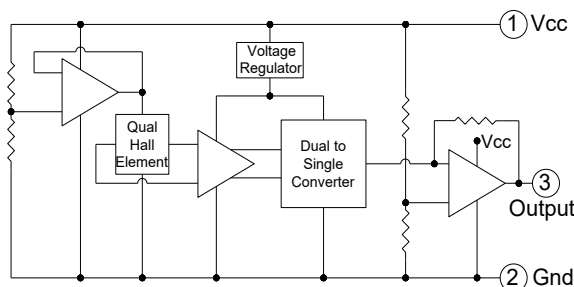
These ratiometric linear Hall-effect sensors provide an output voltage that varies in proportion to the applied magnetic field. The voltage output will increase in response to a south pole (positive) magnetic field applied perpendicular to the package symbolization face, and will decrease in response to a north pole (negative) magnetic field.

These ratiometric linear Hall-effect sensors can be used as a non-contact sensor for rotary and linear position sensing and for current sensing.

## Applications:

- Non-contact magnetic sensing
- Assembly line automation
- Machine automation
- Machine safety
- Door sensor
- Where sensing is required in dirty environments

Ordering Information		
Through Hole	Temp. Range	V <sub>0Q</sub> Threshold
OHS3150U	-40°C to +125°C	V <sub>0Q</sub> Change over T <sub>A</sub> = ±35 Gauss
OHS3151U	-40°C to +125°C	V <sub>0Q</sub> Change over T <sub>A</sub> = ±50 Gauss



RoHS

## General Note

TT Electronics reserves the right to make changes in product specification without notice or liability. All information is subject to TT Electronics' own data and is considered accurate at time of going to print.

TT Electronics | OPTEK Technology, Inc.  
1645 Wallace Drive, Carrollton, TX 75006 | Ph: +1 972 323 2200  
sensors@ttelelectronics.com | www.ttelelectronics.com

### Absolute Maximum Ratings

Supply Voltage, $V_{CC}$	6 V
Storage Temperature Range, $T_S$	-65°C to +150°C
Operating Temperature Range, $T_A$	-40°C to +125°C
Lead Soldering Temperature (1/8 inch [3.2 mm] from case for 5 seconds with soldering iron)	260°C <sup>(1)</sup>
Power Dissipation, $P_D$	100 mW
Output Current, $I_O$	5 mA
Magnetic Flux Density, $B$	Unlimited

### Electrical Characteristics (Over Operating Temperature Range at $V_{CC} = 5 V$ , unless otherwise noted)

SYMBOL	PARAMETER	MIN	TYP	MAX	UNITS	TEST CONDITIONS
$V_{CC}$	Supply Voltage	4.5	5.0	6.00	V	
$I_{CC}$	Supply Current		5.5	10.00	mA	$V_{CC} = 6 V, I_O = 0 mA, B = OG$
$V_{OQ}$	Quiescent Voltage Output	2.25	2.5	2.75	V	$B = OG, T_A = 25^\circ C$
		2.10	2.5	2.90	V	$B = OG, T_A = -40^\circ C \text{ to } +125^\circ C$
$I_O$	Sink Current	0.5			mA	
$I_O$	Source Current	-1.0			mA	

SYMBOL	PARAMETER	OHS3150U			UNITS	OHS3151U			UNITS
		MIN	TYP	MAX		MIN	TYP	MAX	
$T_A$	Operating Temperature Range	-40	-	125	°C	-40	-	125	°C
Sens	Sensitivity @ $T_A = 25^\circ C$ over $T_A$	2.25 2.0	2.5 -	2.75 3.0	mV/G mV/G	2.25 2.0	2.5 -	2.75 3.0	mV/G mV/G
$\Delta V_{OQ}(\Delta T)$	$V_{OQ}$ Change over $T_A$	-	-	±35	G	-	-	±50	G
$\Delta Sens(\Delta V)$	Ratiometric Sense Change	-	100	-	%	-	100	-	%
$\Delta V_{OQ}(\Delta V)$	Ratiometric $V_{OQ}$ Change	-	100	-	%	-	100	-	%
+Lin	Positive Lin $\geq 25$ < 25	99 99	- -	105 110	%	99 99	- -	105 110	%
-Lin	Negative Lin $\geq 25$ < 25	95 90	- -	101 101	%	95 90	- -	101 101	%
Sym	Output Symmetry	95	100	105	%	95	100	105	%

Note:

- (1) Negative current is defined as a coming out of (sourcing) the output.
- (2) See characteristics definitions for test conditions and calculation formulas.

General Note

TT Electronics reserves the right to make changes in product specification without notice or liability. All information is subject to TT Electronics' own data and is considered accurate at time of going to print.

TT Electronics | OPTEK Technology, Inc.  
1645 Wallace Drive, Carrollton, TX 75006 | Ph: +1 972 323 2200  
sensors@ttelelectronics.com | www.ttelelectronics.com

### Characteristics Definitions

**Quiescent voltage Output:** With no magnetic field present the device in the quiescent state and the voltage output is approximately equal to one-half the supply voltage ( $V_{OQ} = V_{CC} / 2$ ) over the operating voltage and temperature range. The change in quiescent voltage output over temperature gives the device's equivalent accuracy and is specified in gauss by the calculation.

$$\Delta V_{OQ} (T) = \frac{V_{OQ} (T_A) - V_{OQ} (25^{\circ}C)}{\text{Sens} (25^{\circ}C)}$$

**Sensitivity:** A magnetic south pole at, and perpendicular to, the device's symbolized package face will increase the voltage output above the quiescent value. Conversely a magnetic north pole will decrease the voltage output below the quiescent value. This change in voltage output with applied magnetic field is sensitivity and is specified in mV/G by the calculation.

$$\text{Sens} = \frac{V_{O (+500G)} - V_{O (-500G)}}{1000}$$

The change in sensitivity over temperature is specified in percent by the calculation

$$\Delta \text{Sens} (\Delta T) = \frac{\text{Sens} (T_A) - \text{Sens} (25^{\circ}C)}{\text{Sens} (25^{\circ}C)} \times 100\%$$

**Ratiometry:** The quiescent voltage output and sensitivity of these ratiometric linear Hall-effect devices are proportional to the supply voltage. The change in quiescent voltage output with supply voltage is specified in percent by the calculation

$$\Delta V_{OQ} (\Delta V) = \frac{V_{O (VCC)} - V_{O (5V)}}{V_{CC} / 5 V} \times 100\%$$

This change in sensitivity with supply voltage is also specified in percent by the calculation

$$\Delta \text{Sens} (\Delta V) = \frac{V_{OQ (VCC)} / V_{OQ (5V)}}{V_{CC} / 5 V} \times 100\%$$

**Linearity & Symmetry:** The ability of the voltage output to vary in constant proportion to the applied magnetic field is linearity and is specified in percent by the calculation

$$+ \text{ Linearity} = \frac{V_{O (+500G)} - V_{OQ}}{2(V_{O (250G)} - V_{OQ})} \times 100\%$$

$$- \text{ Linearity} = \frac{V_{O (-500G)} - V_{OQ}}{2(V_{O (-250G)} - V_{OQ})} \times 100\%$$

The output is also specified in percent by the calculation

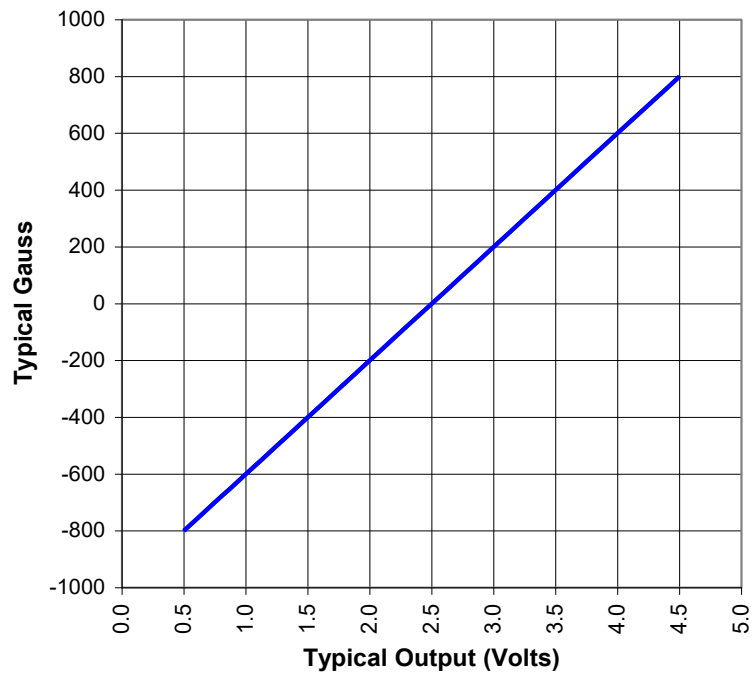
$$- \text{ Linearity} = \frac{V_{O (500G)} - V_{OQ}}{V_{OQ} - V_{OQ (-500G)}} \times 100\%$$

#### General Note

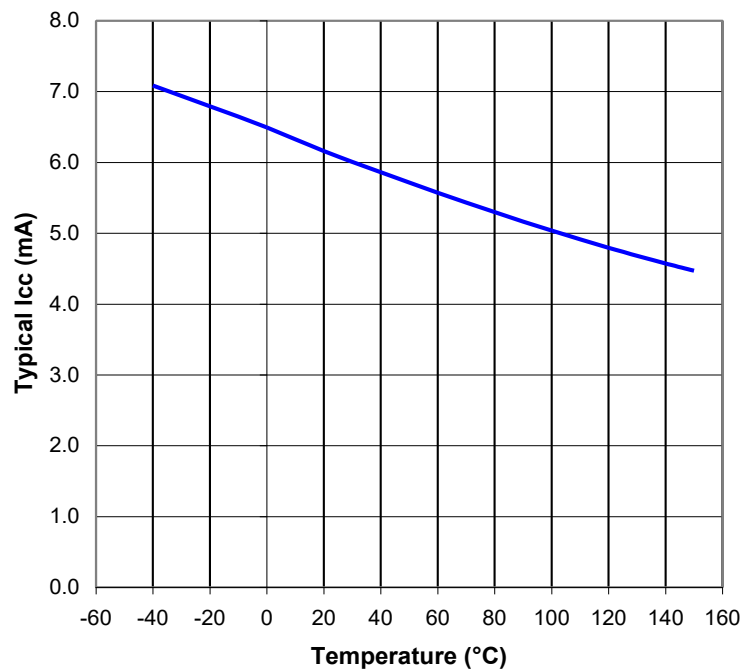
TT Electronics reserves the right to make changes in product specification without notice or liability. All information is subject to TT Electronics' own data and is considered accurate at time of going to print.

TT Electronics | OPTEK Technology, Inc.  
1645 Wallace Drive, Carrollton, TX 75006 | Ph: +1 972 323 2200  
sensors@ttelelectronics.com | www.ttelelectronics.com

### Output vs Gauss



### Icc vs Temperature



#### General Note

TT Electronics reserves the right to make changes in product specification without notice or liability. All information is subject to TT Electronics' own data and is considered accurate at time of going to print.

TT Electronics | OPTEK Technology, Inc.  
1645 Wallace Drive, Carrollton, TX 75006 | Ph: +1 972 323 2200  
sensors@ttelelectronics.com | www.ttelelectronics.com

Компания «Океан Электроники» предлагает заключение долгосрочных отношений при поставках импортных электронных компонентов на взаимовыгодных условиях!

Наши преимущества:

- Поставка оригинальных импортных электронных компонентов напрямую с производств Америки, Европы и Азии, а так же с крупнейших складов мира;
- Широкая линейка поставок активных и пассивных импортных электронных компонентов (более 30 млн. наименований);
- Поставка сложных, дефицитных, либо снятых с производства позиций;
- Оперативные сроки поставки под заказ (от 5 рабочих дней);
- Экспресс доставка в любую точку России;
- Помощь Конструкторского Отдела и консультации квалифицированных инженеров;
- Техническая поддержка проекта, помощь в подборе аналогов, поставка прототипов;
- Поставка электронных компонентов под контролем ВП;
- Система менеджмента качества сертифицирована по Международному стандарту ISO 9001;
- При необходимости вся продукция военного и аэрокосмического назначения проходит испытания и сертификацию в лаборатории (по согласованию с заказчиком);
- Поставка специализированных компонентов военного и аэрокосмического уровня качества (Xilinx, Altera, Analog Devices, Intersil, Interpoint, Microsemi, Actel, Aeroflex, Peregrine, VPT, Syfer, Eurofarad, Texas Instruments, MS Kennedy, Miteq, Cobham, E2V, MA-COM, Hittite, Mini-Circuits, General Dynamics и др.);

Компания «Океан Электроники» является официальным дистрибьютором и эксклюзивным представителем в России одного из крупнейших производителей разъемов военного и аэрокосмического назначения «JONHON», а так же официальным дистрибьютором и эксклюзивным представителем в России производителя высокотехнологичных и надежных решений для передачи СВЧ сигналов «FORSTAR».



## JONHON

«JONHON» (основан в 1970 г.)

Разъемы специального, военного и аэрокосмического назначения:

(Применяются в военной, авиационной, аэрокосмической, морской, железнодорожной, горно- и нефтедобывающей отраслях промышленности)

«FORSTAR» (основан в 1998 г.)

ВЧ соединители, коаксиальные кабели, кабельные сборки и микроволновые компоненты:

(Применяются в телекоммуникациях гражданского и специального назначения, в средствах связи, РЛС, а так же военной, авиационной и аэрокосмической отраслях промышленности).



Телефон: 8 (812) 309-75-97 (многоканальный)

Факс: 8 (812) 320-03-32

Электронная почта: [ocean@oceanchips.ru](mailto:ocean@oceanchips.ru)

Web: <http://oceanchips.ru/>

Адрес: 198099, г. Санкт-Петербург, ул. Калинина, д. 2, корп. 4, лит. А