

Fiber Optic Components

High-speed TTL Receiver


GFD3500-002 Series

FEATURES

- Designed to meet industrial LAN (Local Area Network) specifications
- Converts optical input into an electrical signal
- Typical sensitivity at 660 nm is -21 dBm
- Single 5 V supply
- High-speed (dc to 16 Mbps)
- PIN-compatible with Honeywell's HFD3023-002 5 Mbps receiver

TYPICAL APPLICATIONS

- Machine tools
- Controls/drives
- Packaging, converting and food processing machines
- Assembly handling and robots
- Simulators and test equipment



The GFD3500-002 is a high-speed optical receiver designed for data transmission in industrial LAN applications. The monolithic CMOS (Complementary Metal-Oxide Semiconductor) chip consists of a large area photodiode, pre-amplifier with controlled gain, a post-amplifier, a comparator and TTL output stage. The integrated voltage regulator provides easy use in many applications.

The chip's silicon material is optimized for 660 nm operation. The on-chip controlled gain provides a wide dynamic range and low PWD (Pulse Width Distortion).

The chip is mounted in a metal TO-18 package. This feature allows the receiver to operate in harsh environments.

The receiver is designed to work with Honeywell's high-speed 660 nm transmitter, the HFE7000.

For maximum performance of this receiver, a 0.1 μ F capacitor must be mounted between Vcc and ground no more than 3.0 mm [0.12 in] away from the housing. A 4.7 Ω resistor in series with Vcc increases the filter's performance. This minimizes external noise and allows the maximum sensitivity to be maintained.

⚠ WARNING

PERSONAL INJURY

DO NOT USE these products as safety or emergency stop devices, or in any other application where failure of the product could result in personal injury.

Failure to comply with these instructions could result in death or serious injury.

⚠ WARNING

MISUSE OF DOCUMENTATION

- The information presented in this product sheet is for reference only. Do not use this document as a product installation guide.
- Complete installation, operation, and maintenance information is provided in the instructions supplied with each product.

Failure to comply with these instructions could result in death or serious injury.

Fiber Optic Components

High-speed TTL Receiver

GFD3500-002 Series

OPERATION

Optical power (photons) from the fiber strikes the active area of the photodiode and is converted to an electrical signal. The current is then converted to a voltage in the transimpedance pre-amplifier. The controlled gain limits the light current created by the photodiode in both the transimpedance pre-amplifier and in the post-amplifier. This avoids a possible overcharge of the amplifier and assures optimum PWD performance.

The signal is compared with a threshold defining the system's sensitivity limit. A final buffer provides a TTL output. The level sensitive behavior makes the system robust with respect to the external interference (e.g. current/voltage spikes). The regulator supplies the entire system to ensure high rejection of power supply noise.

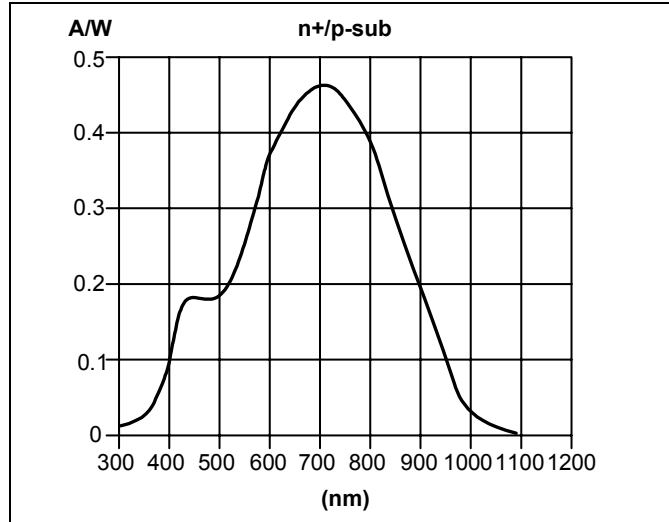
ABSOLUTE MAXIMUM RATINGS (25 °C [77 °F] free air temperature unless otherwise noted.)

Storage temperature	-40 °C to 100 °C [-40 °F to 212 °F]
Lead solder temperature	10 s at 260 °C [500 °F]
Supply voltage	6 V
Junction temperature	150 °C [302 °F]

RECOMMENDED OPERATING CONDITIONS

Operating Temperature	0 °C to 70 °C [32 °F to 158 °F]
Supply voltage	4.75 V to 5.25 V
Optical input power	-20 dBm to -5 dBm

FIGURE 1: SPECTRAL SENSITIVITY



NOTICE

- Stresses greater than those listed under “Absolute Maximum Ratings” may cause permanent damage to the device.
 - This is a stress rating only and functional operation of the device at these or any other conditions above those indicated in the operational section of this specification is not implied.
 - Exposure to absolute maximum rating conditions for extended periods of time may affect reliability.
- Failure to comply with these instructions could result in death or serious injury.**

TABLE 1: ELECTRO-OPTICAL CHARACTERISTICS (T_C = 25 °C [77 °F], V_{CC} = 5 V unless noted)

Parameter	Test Condition	Symbol	Min.	Typical	Max.	Unit
Data rate	–	–	dc	–	16	Mbps
Current consumption	–	I _{CC}	–	–	45	mA
660 nm						
Max. received power/optical level LOW	1 mm/POF	P _{BmaxL}	–	–	-31	dBm
Max. received power/optical level HIGH	1 mm/POF	P _{BmaxH}	–	–	-5	dBm
Input required for transition from HIGH to LOW	1 mm/POF	P _{BminH}	-20	–	–	dBm
Output voltage high	I _{OH} = 2 mA @ 20 pF load	V _{OHIGH}	2.4	–	–	V
Output voltage low	I _{OL} = 2 mA @ 20 pF load	V _{OLow}	–	–	0.4	V
Rise time	10 % - 90 % 2.5 kΩ, 10 pF	t _r	–	6	10	ns
Fall time	10 % - 90 % 2.5 kΩ, 10 pF	t _f	–	8	10	ns
Pulse width distortion	f = 8 MHz, 50 % duty cycle, P _{oIN} = -20 dBm to -5 dBm (average)	PWD	–	–	±22	ns
Dynamic range	–	–	15	–	–	dB
Bit error rate	–	BER	–	–	<10 ⁻⁹	–

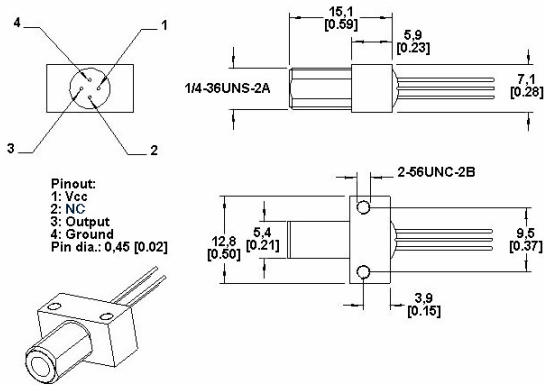
Fiber Optic Components

High-speed TTL Receiver

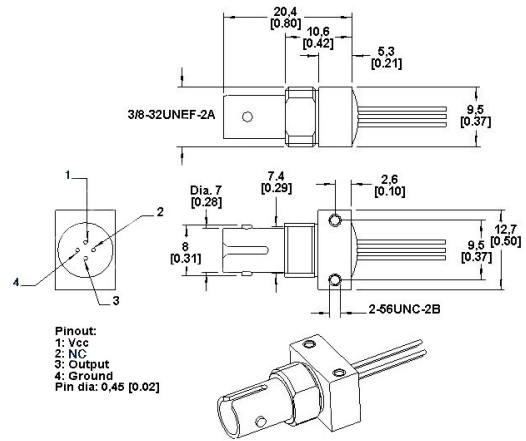
GFD3500-002 Series

All drawings for reference only mm[in]

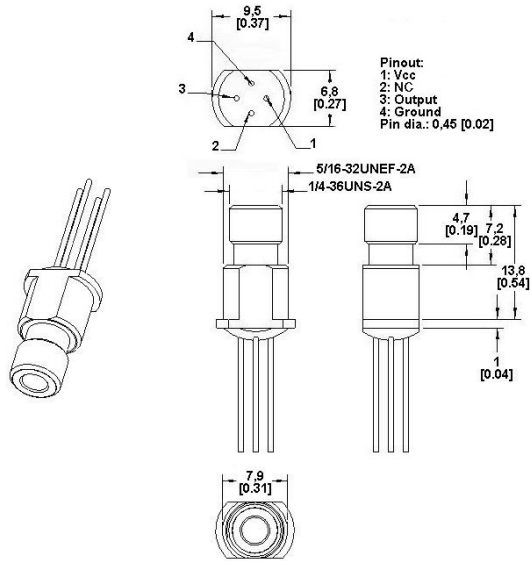
GFD3500-002-ABA



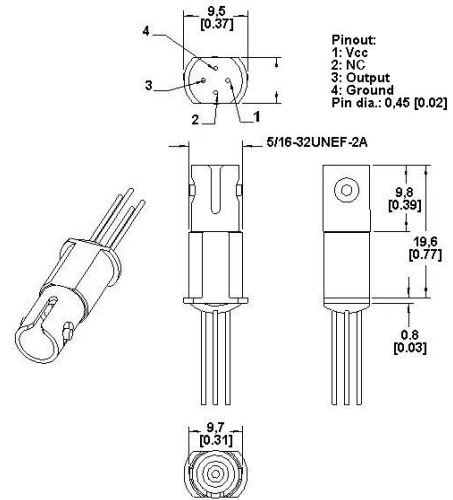
GFD3500-002-BBA



GFD3500-002-AAA



GFD3500-002-BAA



GFD3500-002

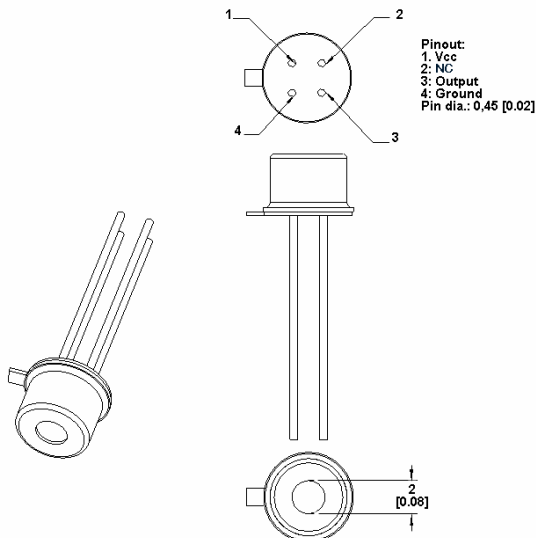
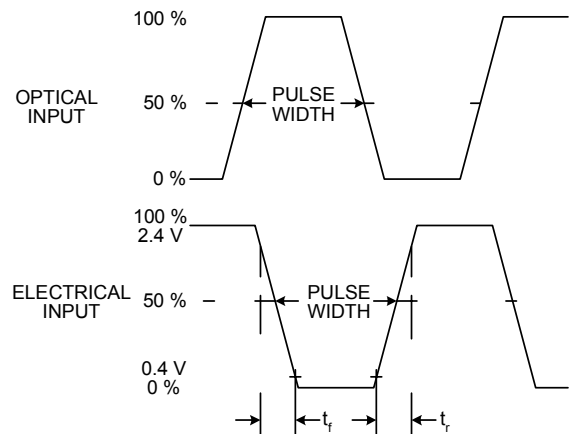


FIGURE 2: Waveform



Fiber Optic Components

High-speed TTL Receiver

GFD3500-002 Series

ORDER GUIDE

Catalog Listing	Description
GFD3500-002	16 Mbs TTL output FO Receiver (TO-18) similar to HFD3023-002
GFD3500-002-ABA	16 Mbs TTL output FO Receiver (SMA-mount metal)
GFD3500-002-BBA	16 Mbs TTL output FO Receiver (ST PCB-mount metal)
GFD3500-002-AAA	16 Mbs TTL output FO Receiver (SMA hole-mount metal)
GFD3500-002-BAA	16 Mbs TTL output FO Receiver (ST hole-mount metal)

WARRANTY/REMEDY

Honeywell warrants goods of its manufacture as being free of defective materials and faulty workmanship. Contact your local sales office for warranty information. If warranted goods are returned to Honeywell during the period of coverage, Honeywell will repair or replace without charge those items it finds defective. **The foregoing is Buyer's sole remedy and is in lieu of all other warranties, expressed or implied, including those of merchantability and fitness for a particular purpose.** Specifications may change without notice. The information we supply is believed to be accurate and reliable as of this printing. However, we assume no responsibility for its use.

While we provide application assistance personally, through our literature and the Honeywell web site, it is up to the customer to determine the suitability of the product in the application. For application assistance, current specifications, or name of the nearest Authorized Distributor, contact a nearby sales office. Or call:

1-800-537-6945 USA/Canada
1-815-235-6847 International

FAX

1-815-235-6545 USA

INTERNET

www.honeywell.com/sensing
info.sc@honeywell.com

Honeywell

Sensing and Control
www.honeywell.com/sensing

Honeywell
11 West Spring Street
Freeport, Illinois 61032

Компания «Океан Электроники» предлагает заключение долгосрочных отношений при поставках импортных электронных компонентов на взаимовыгодных условиях!

Наши преимущества:

- Поставка оригинальных импортных электронных компонентов напрямую с производств Америки, Европы и Азии, а так же с крупнейших складов мира;
- Широкая линейка поставок активных и пассивных импортных электронных компонентов (более 30 млн. наименований);
- Поставка сложных, дефицитных, либо снятых с производства позиций;
- Оперативные сроки поставки под заказ (от 5 рабочих дней);
- Экспресс доставка в любую точку России;
- Помощь Конструкторского Отдела и консультации квалифицированных инженеров;
- Техническая поддержка проекта, помощь в подборе аналогов, поставка прототипов;
- Поставка электронных компонентов под контролем ВП;
- Система менеджмента качества сертифицирована по Международному стандарту ISO 9001;
- При необходимости вся продукция военного и аэрокосмического назначения проходит испытания и сертификацию в лаборатории (по согласованию с заказчиком);
- Поставка специализированных компонентов военного и аэрокосмического уровня качества (Xilinx, Altera, Analog Devices, Intersil, Interpoint, Microsemi, Actel, Aeroflex, Peregrine, VPT, Syfer, Eurofarad, Texas Instruments, MS Kennedy, Miteq, Cobham, E2V, MA-COM, Hittite, Mini-Circuits, General Dynamics и др.);

Компания «Океан Электроники» является официальным дистрибьютором и эксклюзивным представителем в России одного из крупнейших производителей разъемов военного и аэрокосмического назначения «JONHON», а так же официальным дистрибьютором и эксклюзивным представителем в России производителя высокотехнологичных и надежных решений для передачи СВЧ сигналов «FORSTAR».



JONHON

«JONHON» (основан в 1970 г.)

Разъемы специального, военного и аэрокосмического назначения:

(Применяются в военной, авиационной, аэрокосмической, морской, железнодорожной, горно- и нефтедобывающей отраслях промышленности)

«FORSTAR» (основан в 1998 г.)

ВЧ соединители, коаксиальные кабели,
кабельные сборки и микроволновые компоненты:

(Применяются в телекоммуникациях гражданского и специального назначения, в средствах связи, РЛС, а так же военной, авиационной и аэрокосмической отраслях промышленности).



Телефон: 8 (812) 309-75-97 (многоканальный)

Факс: 8 (812) 320-03-32

Электронная почта: ocean@oceanchips.ru

Web: <http://oceanchips.ru/>

Адрес: 198099, г. Санкт-Петербург, ул. Калинина, д. 2, корп. 4, лит. А