

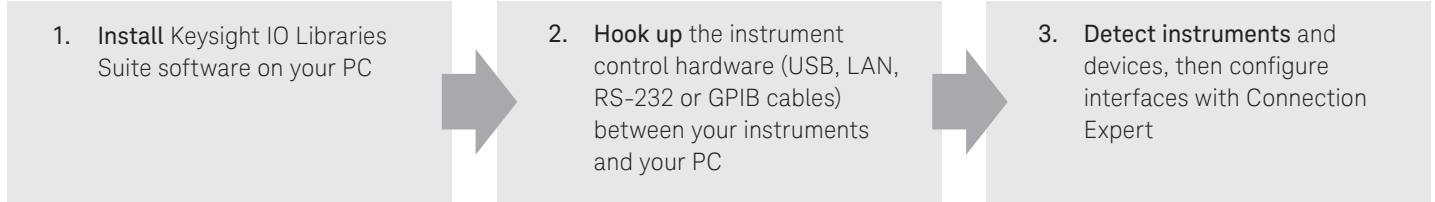
# GPIB, USB and Instrument Control for Easy PC-to-Instrument Connections

---

## Keysight instrument control hardware enable:

- Easy connection to GPIB instruments based on simple plug-and-play setup and configuration
- Use of PC-standard interfaces that are prevalent even on notebook PCs, such as USB and LAN
- A wide selection of interfaces to fit your test system application – PCI, PCIe®, USB and LAN
- Use of industry-standard I/O libraries which makes integration of existing instruments and software programs in a single system easy, even if you use multiple instrument vendors.

## Connecting is as Easy as 1-2-3



### Establish a connection in less than 15 minutes

Keysight IO Libraries Suite eliminates the many working hours it takes to connect and configure PC-controlled test systems, especially if it involves instruments from multiple vendors. In fact, with IO Libraries, connecting your instruments to a PC is as easy as connecting a PC to a printer.

### Easily mix instruments from different vendors

Keysight IO Libraries Suite eliminates headaches associated with trying to combine hardware and software from different vendors. The software is compatible with GPIB, USB, LAN and RS-232 test instruments that adhere to the supported interface standards, no matter who makes them.

When you install the IO Libraries Suite, the software checks for the presence of other I/O software on your computer. If it finds another vendor's VISA libraries, it automatically installs in a side-by-side mode that allows you to use the existing I/O software and the Keysight software together in multi-vendor systems.

### Work in the environment that's comfortable to you

In addition, the IO Libraries are compatible with a variety of application development environments and programming APIs including Keysight or NI VISA, VISA COM, SICL, Keysight 488 (compatible with NI-488.2), and Keysight VEE. There is flexibility to choose the software and hardware of your choice to get your job done.

### Works with millions of existing instruments from hundreds of vendors

Keysight instrument control hardware and IO Libraries are trusted and known for their reliability. The IO Libraries ships with more than 150 instruments from Keysight Technologies. If you already own an Keysight instrument control hardware or instrument, you can download the latest version of Keysight IO Libraries Suite for free.

## Keysight IO Libraries Suite Version 2019 and Later

| <b>System requirements</b>   |   |  |
|--|---|--|
| <b>PC software</b>   | <b>Windows</b>  | <b>Linux</b>   |
| Operating system   | <ul style="list-style-type: none"> <li>– Windows 10 (32-bit and 64-bit), Home, Pro, Enterprise</li> <li>– Windows 8 and 8.1 (32-bit and 64-bit), Pro, Enterprise</li> <li>– Windows 7 SP1 (32-bit and 64-bit), Starter, Home Basic, Home Premium, Professional, Ultimate, Enterprise</li> <li>– Windows Server 2008 R2 SP1 (64-bit), Standard and Enterprise</li> <li>– Windows Server 2012 (64-bit), Standard</li> </ul> | <ul style="list-style-type: none"> <li>– 64-bit Red Hat Enterprise Linux Desktop Workstation 7.1 to 7.5</li> <li>– 64-bit CentOS Desktop Workstation 7.1 to 7.5</li> </ul> |
| <b>PC hardware</b>   |   |  |
| Processor  | 1 GHz, no support for Itanium64   |  |
| Hard disk space required   | 2 GB  |  |
| RAM  | 1 GB minimum  |  |
| Display  | 1024 x 768 96 or 120 DPI  |  |
| Web connection for Internet download                                 |   |  |
| <b>Supported interfaces</b>  |   |  |
| GPIB   | Standard IEEE 488.1   |  |
| USB  | USBTMC-USB488   |  |
| LAN/Ethernet   | Standard LAN (with HiSLIP, LXI, VXI-11, SICL-LAN and sockets)   |  |
| (Windows only)   | PXI, AXIe, PXI, PXIe, and PCIe devices<br>VXI: FireWire (Windows 7 and 10, 32/64-bit)   |  |
| <b>Supported development environments and supported I/O software</b> |   |  |
| <b>Windows</b>   |   |  |
| .NET languages (VB.NET, C#)  | VISA.COM, VISA, Keysight 488, VISA.NET  |  |
| C/C++/CLI  | VISA.COM, VISA, Keysight 488  |  |
| EXCEL VBA  | VISA.COM, VISA, SICL, Keysight 488  |  |
| MATLAB   | VISA  |  |
| Python   | PyVISA  |  |
| LabVIEW  | VISA, Keysight 488  |  |
| <b>Linux</b>   |   |  |
| C/C++  | VISA, SICL  |  |
| <b>I/O utilities</b>   |   |  |
| Connection Expert  | Automatically scans and configures your instrument I/O, helps you get connected quickly and easily and displays the status of your interfaces and instruments   |  |
| Interactive IO   | Lets you quickly send commands to instruments and read response   |  |
| IO Monitor   | Lets you monitor and debug I/O calls made on any of Keysight's supported buses.<br>(Windows: SICL, VISA, VISA COM or Keysight IVI instrument drivers)<br>(Linux: SICL or VISA)  |  |
| IO Control   | Provides easy access to the IO Libraries Suite utilities and documentation from the system tray   |  |
| viFind32   | Windows-only debug utility that uses VISA functions to find resources and 32-bit VISA implementations, listing them in a console window   |  |
| viFind64   | Debug utility that uses VISA functions to find resources and 64-bit VISA implementations, listing them in a console window  |  |

1. See the latest information on supported interfaces and operating systems for IO Libraries Suite 2019 at [www.keysight.com/find/iosuite](http://www.keysight.com/find/iosuite) (Trials & Licenses tab). To identify which versions of IO Libraries support particular operating system and interface combinations, consult the information for the current and previous versions. Go to the Trials & Licenses tab, and click Details & Download, and then install the most recent version that fits your OS and instrument combination.

# Keysight 82357B USB/GPIB Interface Converter

## Features

- Fast and easy connection to GPIB instruments
- Uses standard USB and IEEE-488 interfaces
- Maximum GPIB transfer rate of 1.15 MB/s
- Parallel polling capability



Boosting performance with simplest connectivity

## Best for

- Easiest GPIB connectivity
- Notebook computer GPIB connection

## Connect GPIB instruments quickly and easily to your computer's USB port

The Keysight 82357B USB/GPIB interface provides a direct connection from the USB port on your desktop and laptop computers to GPIB instruments. Once the software is loaded, your computer automatically detects the 82357B when it is connected to the USB port of the computer.

The 82357B is a plug-and-play device. It is also hot-pluggable, making it easy to connect and disconnect without having to shut down the computer. No external power supplies are necessary.

The 82357B USB/GPIB interface implements USB 1.1 (12 Mbits/s) and is compatible with USB 2.0. The 82357B USB/GPIB interface uses a thin, flexible, high-quality USB cable that is USB 2.0-compliant. The USB cable is shielded, and the connector is specified to 1,500 insertions, ensuring a durable connection and reliable data transfer.

### 82357B technical specifications

#### General requirements

|                                     |   |
|-------------------------------------|---|
| Minimum system requirements         | Refer to page 3 for requirements in using the Keysight IO Libraries software (included with the instrument control hardware)  |
| Supported standards                 | <ul style="list-style-type: none"><li>– Supports USB 2.0 high speed</li><li>– Standard USB endpoints supported</li><li>– IEEE-488.1 and IEEE-488.2 compatible</li><li>– SICL and VISA 2.2</li></ul> |
| Unsupported GPIB modes of operation | <ul style="list-style-type: none"><li>– Pass Control</li><li>– Non-System Controller mode</li></ul>   |

#### General characteristics

|                               |   |
|-------------------------------|---|
| Power                         | USB bus-powered device, +5 V, 500 mA (maximum), 200 mA (typical)  |
| Maximum data rate (GPIB)      | 1.15 MB/s   |
| Connectors                    | <ul style="list-style-type: none"><li>– Standard 24-pin IEEE-488 (GPIB)</li><li>– Standard USB A</li></ul>  |
| USB hubs                      | Self-powered hubs   |
| Parallel polling              | A single parallel poll can easily check up to eight individual devices at once, corresponding to the number of data lines on the GPIB                             |
| Cable                         | 2.5 meters, shielded, connector rated for 1,500 insertions  |
| LED indicators                | READY, ACCESS, FAIL   |
| Maximum instrument connection | 14 instruments—daisy chain via GPIB. A maximum of 4 converters can be connected to the PC.  |
| Configuration                 | Plug-and-play   |
| EMC and safety                | <ul style="list-style-type: none"><li>– IEC 61010-1: 2001/EN 61010-1: 2001</li><li>– USA: UL61010-1: 2004</li><li>– Canada: CSA C22.2 No. 61010-1: 2004</li></ul> |

#### Dimensions

|                           |   |
|---------------------------|---|
| Length, width, and height | 105 mm (L) x 64 mm (W) x 30 mm (H) (including connectors) |
| Weight                    | 215 grams   |

#### Environmental specifications

|                       |                                   |
|-----------------------|-----------------------------------|
| Operating environment | 0 °C to 55 °C                     |
| Operating humidity    | Up to 90% at 40 °C non-condensing |
| Storage environment   | –40 °C to 70 °C                   |
| Storage humidity      | Up to 90% at 65 °C non-condensing |

#### Ordering information

|             |                                  |
|-------------|----------------------------------|
| Accessories | GPIB cables/adaptor (see page 9) |
|-------------|----------------------------------|

# Keysight 82350C High Performance PCI-GPIB Interface Card

## Features

- PCI IEEE-488 interface for PCs
- Transfer rates up to 900 KB/s
- Dual processor support on the latest Windows operating system

## Best for


- Maximum GPIB throughput for all configurations
- Standard and low-profile brackets allow flexible connection

## Powerful performance for automation or manufacturing test application


The 82350C PCI-GPIB interface card converts any PCI bus computer into an instrumentation control and data acquisition system. It comes with direct PCI computer connection, and transaction overhead is minimized for the best overall operating performance.

The 82350C interface card is fully compatible with IEEE-488 control and communication standard, de-couples GPIB transfers from PCI bus transfers. Buffering provides I/O and system performance that is superior to direct memory access (DMA). The hardware is software configurable and compatible with the plug-and-play standard for easy installation. The GPIB interface card offers high flexibility to plug into standard or low profile PC with a bracket change.

NOTE: When using 82350C with low-profile bracket, attach the 10834A GPIB-to-GPIB adaptor to increase clearance for GPIB cable or other connector.



82350C with standard profile bracket



82350C with low-profile bracket

### 82350C technical specifications

#### General requirements

|                             |  |
|-----------------------------|--|
| Minimum system requirements | Refer to page 3 for requirements in using the Keysight IO Libraries software (included with the instrument control hardware) |
| Software requirements       | Keysight IO Libraries Suite 17.0<br>Keysight IO Libraries Suite 17.2 onwards for Windows 10                                  |
| PCI bus slot                | Universal 3.3 V and 5 V PCI slot, 32 bits  |
| Supported standards         | PCI rev 2.1, IEEE 488.1 and IEEE 488.2 compatible  |

#### General characteristics

|                               |  |
|-------------------------------|--|
| Power                         | Backplane +3.3 V or +5 V PCI                                       |
| Connectors                    | - Standard 24-pin IEEE-488 (GPIB)<br>- Universal +3.3 V & +5 V PCI |
| Maximum data rate             | 900 KB/s   |
| Maximum instrument connection | 14 instruments - daisy chain via GPIB                              |
| Buffering                     | Built-in   |
| Configuration                 | Plug and play  |
| EMC                           | IEC 61326-1:2005/EN61326-1:2006                                    |

#### Dimension

|                          |                                       |
|--------------------------|---------------------------------------|
| Length, width and height | 156 mm (L) X 121 mm (W) X 21.6 mm (H) |
| Weight                   | 0.072 kg                              |

#### Environmental specifications

|                       |                                   |
|-----------------------|-----------------------------------|
| Operating environment | -5 °C to 60 °C                    |
| Operating humidity    | Up to 90% at 40 °C non condensing |
| Storage environment   | -40 °C to 70 °C                   |
| Storage humidity      | Up to 90% at 65 °C non condensing |

#### Ordering information

|          |   |
|----------|---|
| Includes | Low profile bracket, Quick start poster |
|----------|---|


# Keysight 82351B High Performance PCIe-GPIB Interface Card

## Features


- High transfer rate of 1.4 MB/s
- High flexibility via up-plugging (to x4 or x8 PCIe slots)
- 3.3 V signal level for lower power consumption

## Best for

- Bandwidth-intensive test applications
- Standard and low-profile brackets allow flexible connection



82351B with standard profile bracket



82351B with low-profile bracket

## Faster data transfer speed for high-throughput test application

The 82351B PCIe-GPIB interface card offers the fast data transfer rate associated with PCIe to support high-bandwidth PC applications, ensuring that data is consistently retained without being overwritten during the transfer to memory.

PCIe is the next generation of PCI and offers unsurpassed speed and performance, making PCIe cards an ideal choice for many computer platforms and automation applications. It is full backward compatible with PCI-configured software or coding, removing the need to reconfigure any code. The 82351B is highly flexible with plug-and-play configuration and enables usage in a low-profile PC with a bracket change.

NOTE: When using 82351B with low-profile bracket, attach the 10834A GPIB-to-GPIB adaptor to increase clearance for GPIB cable or other connector.

### 82351B technical specifications

#### General requirements

|                             |  |
|-----------------------------|--|
| Minimum system requirements | Refer to page 3 for requirements in using the Keysight IO Libraries software (included with the instrument control hardware) |
| Software requirements       | Keysight IO Libraries Suite 17.1<br>Keysight IO Libraries Suite 17.2 onwards for Windows 10                                  |
| PCI bus slot                | 3.3 V PCI slot, 32 bits  |
| Supported standards         | - PCIe rev 1.0a<br>- IEEE-488.1 and IEEE-488.2 compatible  |

#### General characteristics

|            |  |
|------------|--|
| Power      | Backplane +3.3 V PCIe                              |
| Connectors | - Standard 24-pin IEEE-488 (GPIB)<br>- +3.3 V PCIe |

#### PCIe Slot

|                               |                                       |
|-------------------------------|---------------------------------------|
| Maximum data rate             | 1.4 MB/s                              |
| Maximum instrument connection | 14 instruments - daisy chain via GPIB |
| Buffering                     | Built-in                              |
| Configuration                 | Plug and play                         |
| EMC                           | IEC 61326-1:2005/EN61326-1:2006       |

#### Dimension

|                          |                                       |
|--------------------------|---------------------------------------|
| Length, width and height | 156 mm (L) X 121 mm (W) X 21.6 mm (H) |
| Weight                   | 0.074 kg                              |

#### Environmental specifications

|                       |                                   |
|-----------------------|-----------------------------------|
| Operating environment | -5 °C to 60 °C                    |
| Operating humidity    | Up to 90% at 40°C non condensing  |
| Storage environment   | -40 °C to 70 °C                   |
| Storage humidity      | Up to 90% at 65 °C non condensing |

#### Ordering information

|          |   |
|----------|---|
| Includes | Low profile bracket, Quick start poster |
|----------|---|

# Keysight E5810B LAN/GPIB/USB Gateway

## Features

- Remote access and control of GPIB, USB and RS-232 instruments
- Faster GPIB transfer rate of up to 1.2 MB/s
- Supports 1000BASE-T (1 Gigabit)/100BASE-TX/10BASE-T LAN/Ethernet connection
- Power switch for hard reset
- Password-protected web interface for configuration
- LCD display for easy setup and use

## Best for

- Connection to GPIB, USB and RS-232 instrumentation
- Shared test systems

## One-box connectivity solution—now with USB capability

The E5810B is the next generation of the E5810A and expands the gateway's capability to include USB connectivity. The E5810B connects up to 14 GPIB instruments, up to four USB instruments via a self-powered hub and an RS-232 instrument, giving test engineers a fast and efficient one-box solution to control various instrument interfaces over LAN, even remotely via wireless connection.

The E5810B's versatility makes it ideal for system integrators, manufacturing testing, automated testing and other applications requiring an unlimited connection range and simultaneous connectivity to multiple instruments, both locally and remotely.



The E5810B is the next generation of the E5810A and provides a gateway between networked-equipped computer systems (using LAN) and GPIB/USB/RS-232 instruments.

## High transfer rates enhance performance

With an improved GPIB transfer rate of 1.2 MB/s, test engineers can reduce test time and improve production throughput. The E5810B also features 1000BASE-T (1 Gigabit) LAN/Ethernet compatibility in addition to existing 100BASE-TX and 10BASE-T supportability to meet the demands of higher network bandwidth. This will also allow optimal data transfer rates when a USB 2.0 instruments is connected to the IO interface.

## Configure your instrument via the LCD display

With the E5810B's built-in LCD display, users can quickly retrieve the IP address of the gateway and other system messages without needing to install additional software.

The E5810B also comes with LED indicators on the front panel display, allowing users to determine the connection statuses of the gateway box at a glance. The green indicators cover LAN connection, GPIB, USB or RS-232 instrument activity and whether the gateway is powered on, while a lit red FAULT indicator points to possible hardware failure.

## Perform wireless communication

The E5810B enables wireless communication to instruments where LAN connection is unavailable or inconvenient by connecting a wireless router to the E5810B.

## Safeguard information with security functions

The E5810B comes with protection features to safeguard sensitive information, requiring a secure password to access and modify all web configuration pages, while the secure erase feature is a standard product feature in all Keysight equipment that will erase the system's preset and data information. Press the preset button on the E5810B's front panel to erase data information securely.

# Keysight E5810B Technical Specifications

| <b>General requirements</b>         |  |
|-------------------------------------|--|
| Minimum system requirements         | Refer to page 3 for requirements in using the Keysight IO Libraries software (included with the instrument control hardware)   |
| Supported standards                 | <ul style="list-style-type: none"><li>– GPIB Standard IEEE 488.1 and IEEE 488.2</li><li>– USB 2.0 or lower (with the USBTMC-USB488 protocol)</li><li>– LAN/Ethernet: 10BASE-T/100BASE-TX/1000BASE-T networks</li><li>– RS-232</li><li>– VXI-11 Protocol</li><li>– VISA 2.2 and Keysight SICL</li></ul> |
| <b>General characteristics</b>      |  |
| Power consumption                   | <ul style="list-style-type: none"><li>– +12 VDC, 2 A</li><li>– Isolated ELV supply source</li></ul>  |
| Connectors                          | Standard 24-pin IEEE-488 (GPIB), USB 2.0, RS-232 (9-pin), LAN RJ-45  |
| Maximum data rates                  | <ul style="list-style-type: none"><li>– 1.2 MB/s for GPIB</li><li>– 115 Kb/s for RS-232</li><li>– 480 Mb/s for USB</li></ul>   |
| Maximum instrument connection       | <ul style="list-style-type: none"><li>– 14 GPIB instruments</li><li>– 1 USB connection (supports up to 4 USB instruments via self-powered hub)</li><li>– 1 RS-232 instrument</li><li>– Up to 16 simultaneous connectivity connections</li></ul>  |
| LED indicators                      | Power, LAN, GPIB, USB, RS-232, FAULT   |
| EMC and safety                      | <ul style="list-style-type: none"><li>– IEC61326-1:2005 / EN61326-1:2006</li><li>– Canada: ICES/NMB-001: Issue 4, June 2006</li><li>– Australia / New Zealand: AS/NZS CISPR11:2004</li><li>– IEC 61010-1:2010 / EN 61010-1:2010 (3rd Edition)</li></ul>  |
| Network protocols                   | See the E5810B User's Manual for supported network protocols and functions   |
| <b>Dimensions</b>                   |  |
| Width, depth and height             | 226.5 mm (8.92 in) × 238 mm (9.37 in) × 61mm (2.36 in)   |
| Weight                              | 1.3 kg   |
| <b>Environmental specifications</b> |  |
| Operating environment               | <ul style="list-style-type: none"><li>– Operating temperature from 0 °C to 55 °C</li><li>– Relative humidity up to 95% RH at 40 °C</li><li>– Altitude up to 2000 m</li><li>– Pollution Degree 2</li><li>– Installation Category II (through an AC/DC adapter)</li></ul>                                |
| Storage environment                 | <ul style="list-style-type: none"><li>– Storage temperature from -40 °C to 70 °C</li><li>– Relative humidity up to 90% RH at 65 °C</li></ul>   |
| <b>Ordering information</b>         |  |
| Standard shipped accessories        | <ul style="list-style-type: none"><li>– Power cord and adapter</li><li>– Printed Quick Start Guide</li></ul>   |
| Options                             | <ul style="list-style-type: none"><li>– Option 300 – Rack Mount Kit</li><li>– GPIB cables/adapters (see page 12)</li></ul>   |



# Keysight GPIB, USB and Instrument Control Products Summary

## Cables

Keysight also offers a variety of cables that provide easy and reliable connections. Keysight cables are engineered for exceptional reliability and durability, even under the harshest conditions.



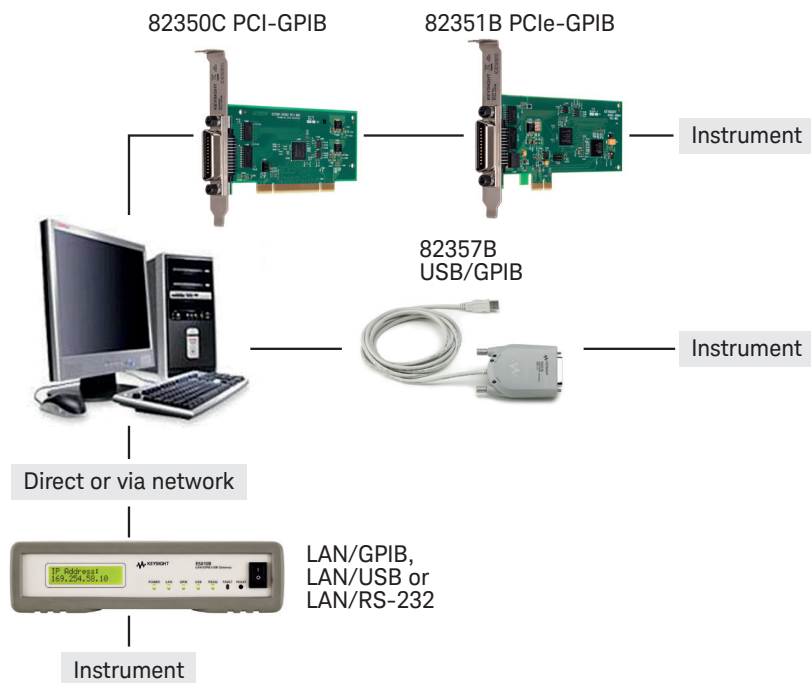
| Cable             | Length    |
|-------------------|-----------|
| 10833D GPIB cable | 0.5 meter |
| 10833A GPIB cable | 1 meter   |
| 10833B GPIB cable | 2 m       |
| 10833C GPIB cable | 4 m       |
| 10833F GPIB cable | 6 m       |
| 10833G GPIB cable | 8 m       |

## Adapters

The 10834A GPIB-to-GPIB adapter can help when limited rear-panel space and other design considerations make cabling difficult. The 10834A adapter extends the first cable by 2.3 cm away from the rear panel to provide clearance for other connectors, switches, and cables.

| Type          | Product                     | Best for  |
|---------------|-----------------------------|---|
| GPIB board    | 82350C PCI-GPIB card        | <ul style="list-style-type: none"> <li>Maximum GPIB throughput for all configurations</li> <li>Standard and low-profile brackets allow flexible connection</li> </ul>   |
|               | 82351B PCIe-GPIB card       | <ul style="list-style-type: none"> <li>Bandwidth-intensive test applications</li> <li>Standard and low-profile brackets allow flexible connection</li> </ul>  |
| USB converter | 82357B USB/GPIB card        | <ul style="list-style-type: none"> <li>GPIB connectivity, even for notebook computers</li> <li>Easiest GPIB instrument set-up to PC</li> </ul>  |
| LAN converter | E5810B LAN/GPIB/USB gateway | <ul style="list-style-type: none"> <li>One-box connectivity - remote GPIB, RS-232 and USB connections</li> <li>Test-system sharing and collaboration among multiple users</li> </ul>  |
| Cable         | 10833x GPIB cables          | <ul style="list-style-type: none"> <li>Connection between GPIB instruments (daisy-chain)</li> <li>Connection from GPIB instrument to the PCI/GPIB or PCIe/GPIB card</li> <li>Connection from GPIB instrument to the LAN/GPIB/USB gateway</li> </ul> |
| Adapter       | 10834A GPIB-to-GPIB adapter | <ul style="list-style-type: none"> <li>2.3-cm clearance at GPIB instrument's rear panel</li> </ul>  |

## Typical configurations of PC-to-instrument connection



## Related Keysight Literature

| Publication title  | Pub number         |
|--|--------------------|
| <b>Simplified PC Connections for GPIB Instruments, Application note 1409-1</b>   | <b>5988-5897EN</b> |
| This article covers the common PC-to-GPIB instrument configurations. It explains the I/O hardware and software considerations for easy GPIB instrument hook-up and automation.<br>Where to download: <a href="http://www.keysight.com">www.keysight.com</a>  |                    |
| <b>Modern Connectivity—Using USB and LAN Connectivity Converters, Application note 1475-1</b>  | <b>5989-0123EN</b> |
| As more and more instruments are equipped with PC-standard interfaces such as USB and LAN, various instrument control converters are available in the market today, besides the traditional PCI/GPIB cards. What are the advantages of one over the other? What are the key factors that you need to consider before you decide on buying the instrument control product that's most suitable for your application? This article explains all of the above, with a detailed comparison of data rates over various interfaces.<br>Where to download: <a href="http://www.keysight.com">www.keysight.com</a> |                    |
| <b>Computer Connectivity Considerations, Application note 1465-2</b>   | <b>5988-9818EN</b> |
| This article complements the above (5989-0123EN) with additional focus on instrument-to-PC configuration, and cost comparison.<br>Where to download: <a href="http://www.keysight.com">www.keysight.com</a>  |                    |
| <b>Tips and Tricks for Using USB, LAN and GPIB</b>   | <b>5989-3312EN</b> |
| This article provides a variety of tips and tricks that will help you create flexible test systems that can easily incorporate USB, LAN, GPIB and RS-232C.<br>Where to download: <a href="http://www.keysight.com">www.keysight.com</a>  |                    |
| <b>Tips on using Keysight GPIB Solutions in National Instrument's LabVIEW Environment</b>  | <b>5990-3731EN</b> |
| This article provides answers to frequently asked questions about incorporating Keysight GPIB instrument control hardware into a National Instrument's LabVIEW system. Easy-to-follow steps are also documented in a video.<br>Where to download: <a href="http://www.keysight.com/find/gpibtips">www.keysight.com/find/gpibtips</a>   |                    |
| <b>System Developer Guide: Using LAN in Test Systems: The Basics, Application note 1465-9</b>  | <b>5989-1412EN</b> |
| This article is the first of a series of four application notes with System Developers in mind. It explains with great depth how you can simplify test integration by taking advantage of open connectivity standards. Meet your throughput requirements yet stay within budget.<br>Where to download: <a href="http://www.keysight.com">www.keysight.com</a>  |                    |
| <b>System Developer Guide: Using LAN in Test Systems: Network Configuration, Application note 1465-10</b>  | <b>5989-1413EN</b> |
| This article is the second of a series of four application notes with System Developers in mind. It explains with great depth how you can simplify test integration by taking advantage of open connectivity standards. Meet your throughput requirements yet stay within budget.<br>Where to download: <a href="http://www.keysight.com">www.keysight.com</a>   |                    |
| <b>System Developer Guide: Using LAN in Test Systems: PC Configuration, Application note 1465-11</b>   | <b>5989-1415EN</b> |
| This article is the third of a series of four application notes with System Developers in mind. It explains with great depth how you can simplify test integration by taking advantage of open connectivity standards. Meet your throughput requirements yet stay within budget.<br>Where to download: <a href="http://www.keysight.com">www.keysight.com</a>  |                    |
| <b>System Developer Guide: Using USB in the Test and Measurement Environment, Application note 1465-12</b>   | <b>5989-1417EN</b> |
| This article is the fourth of a series of four application notes with System Developers in mind. It explains with great depth how you can simplify test integration by taking advantage of open connectivity standards. Meet your throughput requirements yet stay within budget.<br>Where to download: <a href="http://www.keysight.com">www.keysight.com</a>   |                    |

Learn more at: [www.keysight.com](http://www.keysight.com)

For more information on Keysight Technologies' products, applications or services, please contact your local Keysight office. The complete list is available at:  
[www.keysight.com/find/contactus](http://www.keysight.com/find/contactus)



Компания «Океан Электроники» предлагает заключение долгосрочных отношений при поставках импортных электронных компонентов на взаимовыгодных условиях!

Наши преимущества:

- Поставка оригинальных импортных электронных компонентов напрямую с производств Америки, Европы и Азии, а так же с крупнейших складов мира;
- Широкая линейка поставок активных и пассивных импортных электронных компонентов (более 30 млн. наименований);
- Поставка сложных, дефицитных, либо снятых с производства позиций;
- Оперативные сроки поставки под заказ (от 5 рабочих дней);
- Экспресс доставка в любую точку России;
- Помощь Конструкторского Отдела и консультации квалифицированных инженеров;
- Техническая поддержка проекта, помощь в подборе аналогов, поставка прототипов;
- Поставка электронных компонентов под контролем ВП;
- Система менеджмента качества сертифицирована по Международному стандарту ISO 9001;
- При необходимости вся продукция военного и аэрокосмического назначения проходит испытания и сертификацию в лаборатории (по согласованию с заказчиком);
- Поставка специализированных компонентов военного и аэрокосмического уровня качества (Xilinx, Altera, Analog Devices, Intersil, Interpoint, Microsemi, Actel, Aeroflex, Peregrine, VPT, Syfer, Eurofarad, Texas Instruments, MS Kennedy, Miteq, Cobham, E2V, MA-COM, Hittite, Mini-Circuits, General Dynamics и др.);

Компания «Океан Электроники» является официальным дистрибьютором и эксклюзивным представителем в России одного из крупнейших производителей разъемов военного и аэрокосмического назначения «JONHON», а так же официальным дистрибьютором и эксклюзивным представителем в России производителя высокотехнологичных и надежных решений для передачи СВЧ сигналов «FORSTAR».



## JONHON

«JONHON» (основан в 1970 г.)

Разъемы специального, военного и аэрокосмического назначения:

(Применяются в военной, авиационной, аэрокосмической, морской, железнодорожной, горно- и нефтедобывающей отраслях промышленности)

«FORSTAR» (основан в 1998 г.)

ВЧ соединители, коаксиальные кабели,  
кабельные сборки и микроволновые компоненты:

(Применяются в телекоммуникациях гражданского и специального назначения, в средствах связи, РЛС, а так же военной, авиационной и аэрокосмической отраслях промышленности).



Телефон: 8 (812) 309-75-97 (многоканальный)

Факс: 8 (812) 320-03-32

Электронная почта: [ocean@oceanchips.ru](mailto:ocean@oceanchips.ru)

Web: <http://oceanchips.ru/>

Адрес: 198099, г. Санкт-Петербург, ул. Калинина, д. 2, корп. 4, лит. А