


# Green Laser Diode in TO56 Package

## Version 1.1

---

### PLT5 510



#### Features

- Optical output power (continuous wave): 10 mW ( $T_{\text{case}} = 25\text{ °C}$ )
- Typical emission wavelength: 515 nm
- Efficient radiation source for cw and pulsed operation
- Single transverse mode semiconductor laser
- High modulation bandwidth
- TO56 package with photo diode

#### Applications

- Laser projection
- Laser shows
- Presenter
- Biomedical Applications
- Metrology

#### Safety Advice

Depending on the mode of operation, these devices emit highly concentrated visible light which can be hazardous to the human eye. Products which incorporate these devices have to follow the safety precautions found in IEC 60825-1 "Safety of laser products".



**ATTENTION – Observe Precautions For Handling – Electrostatic Sensitive Device**

**Ordering Information**

Type:	Optical Output Power $P_{\text{opt}} (T_{\text{case}} = 25^{\circ}\text{C})$	Ordering Code
PLT5 510_B1-3	10 mW	Q65111A6310

**Maximum Ratings**

Operation outside these conditions may damage the device. Operation at the maximum ratings influences lifetime.

Parameter	Symbol	Values		Unit
		min.	max.	
Operating Current	$I_F$		120	mA
Operating Temperature	$T_{\text{case}}$	-20	+60	$^{\circ}\text{C}$
Storage Temperature	$T_{\text{stg}}$	-40	+85	$^{\circ}\text{C}$
Reverse Voltage	$V_R$		2	V
Soldering Temperature max. 10 sec.	$T_{\text{solder}}$		260	$^{\circ}\text{C}$
Junction temperature	$T_j$		120	$^{\circ}\text{C}$

**Laser Characteristics** ( $T_{\text{case}} = 25^{\circ}\text{C}$ )

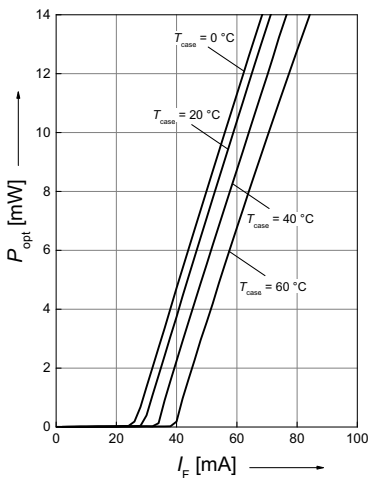
Parameter	Symbol	Values			Unit	
		min.	typ.	max.		
Emission Wavelength <sup>1)</sup>	B1 B2 B3	$\lambda_{\text{peak}}$	510 515 520	– – –	515 520 530	nm
Spectral Width (FWHM) <sup>1)</sup>		$\Delta\lambda$	–	2	–	nm
Threshold Current		$I_{\text{th}}$	–	30	60	mA
Operating Current <sup>1)</sup>		$I_F$	–	60	100	mA
Operating Voltage <sup>1)</sup>		$V_F$	–	5.4	7.0	V
Beam Divergence (FWHM) <sup>1)</sup>		$\theta_{\parallel} \times \theta_{\perp}$	5 x 19	6.6 x 21.4	9 x 25	deg
Polarization <sup>1)</sup>		$P_{\text{gr}}$	–	100:1	–	
Modulation Frequency		$f$	–	>100	–	MHz
Thermal resistance (junction to case)		$R_{\text{th}}$	–	34	–	K/W
Monitor current <sup>1) 2)</sup>		$I_m$	–	150	–	$\mu\text{A}$

<sup>1)</sup> Standard operating conditions refer to a continuous wave output power of  $P_{\text{opt}} = 10$  mW.

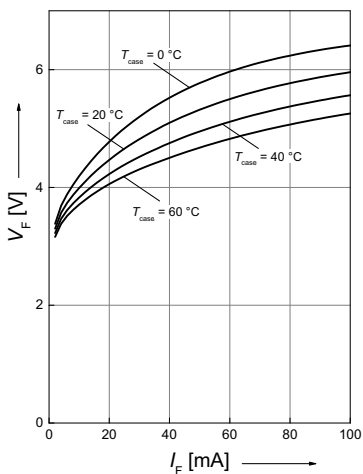
<sup>2)</sup> Photo current refers to a reverse voltage of  $V_R = 5$  V.

**Optical Output Power**

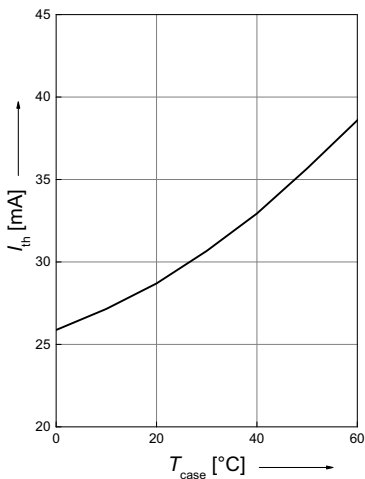
$$P_{\text{opt}} = f(I_F)$$

**Operating Voltage**

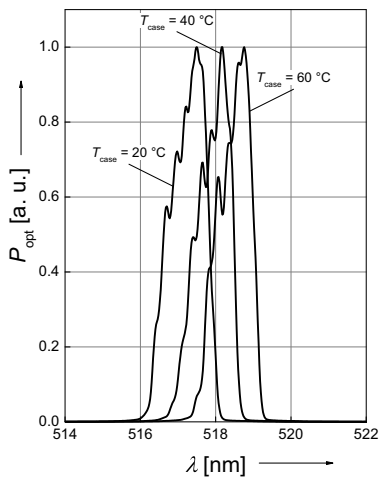
$$V_F = f(I_F)$$

**Threshold Current**

$$I_{\text{th}} = f(T_{\text{case}})$$

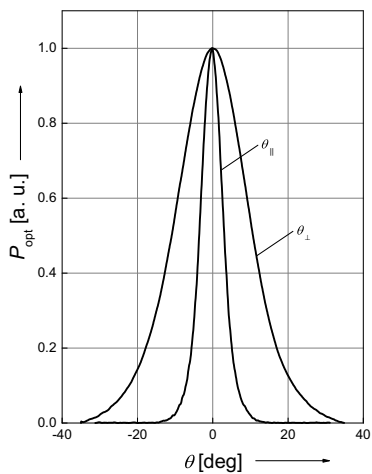
**Spectra (B2)**

$$P_{\text{opt}} = f(\lambda)$$

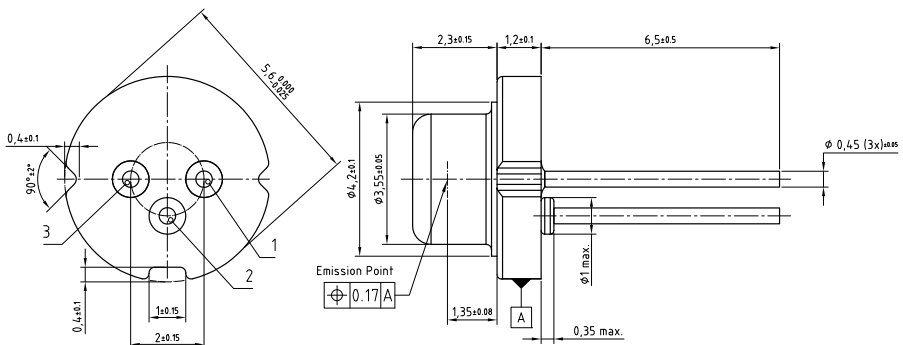


**Beam Divergence**

$$P_{\text{opt}} = f(\theta), T_{\text{case}} = 25\text{ }^{\circ}\text{C}$$



## Package Outline

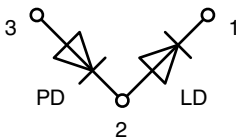


- 1: Cathode LD
- 2: Anode LD, Cathode PD
- 3: Anode PD

C63062-A4251-A1-02

Dimensions in mm

## Pin Connection



- Pin 1: LD Cathode
- Pin 2: LD Anode, PD Cathode (case)
- Pin 3: PD Anode

## Disclaimer

OSRAM OS assumes no liability whatsoever for any use of this document or its content by recipient including, but not limited to, for any design in activities based on this preliminary draft version. OSRAM OS may e. g. decide at its sole discretion to stop developing and/or finalizing the underlying design at any time.

### Attention please!

The information describes the type of component and shall not be considered as assured characteristics.

Terms of delivery and rights to change design reserved. Due to technical requirements components may contain dangerous substances.

For information on the types in question please contact our Sales Organization.

If printed or downloaded, please find the latest version in the Internet.

### Packing

Please use the recycling operators known to you. We can also help you – get in touch with your nearest sales office.

By agreement we will take packing material back, if it is sorted. You must bear the costs of transport. For packing material that is returned to us unsorted or which we are not obliged to accept, we shall have to invoice you for any costs incurred.

### Components used in life-support devices or systems must be expressly authorized for such purpose!

Critical components\* may only be used in life-support devices\*\* or systems with the express written approval of OSRAM OS.

\*) A critical component is a component used in a life-support device or system whose failure can reasonably be expected to cause the failure of that life-support device or system, or to affect its safety or the effectiveness of that device or system.

\*\*) Life support devices or systems are intended (a) to be implanted in the human body, or (b) to support and/or maintain and sustain human life. If they fail, it is reasonable to assume that the health and the life of the user may be endangered.

## Important notes of operation for laser diode

### a) Electrical operation

OSRAMs laser diodes are designed for maximum performance and reliability. Operating the laser diode above the maximum rating even for very short periods of time can damage the laser diode or reduce its lifetime. The laser diode must be operated with a suitable power supply with minimized electrical noise.

The laser diode is very sensitive to electrostatic discharge (ESD). Proper precautions must be taken.

### b) Mounting instructions

In order to maintain the lifetime of the laser diode proper heat management is essential. Due to the design of the laser diode heat is dissipated only through the base plate of the diode's body. A proper heat conducting interconnection between the diodes base plate and the heat sink must be maintained.

Published by OSRAM Opto Semiconductors GmbH  
Leibnizstraße 4, D-93055 Regensburg  
[www.osram-os.com](http://www.osram-os.com) © All Rights Reserved.

Eu RoHS compliant product

Компания «Океан Электроники» предлагает заключение долгосрочных отношений при поставках импортных электронных компонентов на взаимовыгодных условиях!

Наши преимущества:

- Поставка оригинальных импортных электронных компонентов напрямую с производств Америки, Европы и Азии, а так же с крупнейших складов мира;
- Широкая линейка поставок активных и пассивных импортных электронных компонентов (более 30 млн. наименований);
- Поставка сложных, дефицитных, либо снятых с производства позиций;
- Оперативные сроки поставки под заказ (от 5 рабочих дней);
- Экспресс доставка в любую точку России;
- Помощь Конструкторского Отдела и консультации квалифицированных инженеров;
- Техническая поддержка проекта, помощь в подборе аналогов, поставка прототипов;
- Поставка электронных компонентов под контролем ВП;
- Система менеджмента качества сертифицирована по Международному стандарту ISO 9001;
- При необходимости вся продукция военного и аэрокосмического назначения проходит испытания и сертификацию в лаборатории (по согласованию с заказчиком);
- Поставка специализированных компонентов военного и аэрокосмического уровня качества (Xilinx, Altera, Analog Devices, Intersil, Interpoint, Microsemi, Actel, Aeroflex, Peregrine, VPT, Syfer, Eurofarad, Texas Instruments, MS Kennedy, Miteq, Cobham, E2V, MA-COM, Hittite, Mini-Circuits, General Dynamics и др.);

Компания «Океан Электроники» является официальным дистрибьютором и эксклюзивным представителем в России одного из крупнейших производителей разъемов военного и аэрокосмического назначения «JONHON», а так же официальным дистрибьютором и эксклюзивным представителем в России производителя высокотехнологичных и надежных решений для передачи СВЧ сигналов «FORSTAR».



## JONHON

«JONHON» (основан в 1970 г.)

Разъемы специального, военного и аэрокосмического назначения:

(Применяются в военной, авиационной, аэрокосмической, морской, железнодорожной, горно- и нефтедобывающей отраслях промышленности)

«FORSTAR» (основан в 1998 г.)

ВЧ соединители, коаксиальные кабели, кабельные сборки и микроволновые компоненты:

(Применяются в телекоммуникациях гражданского и специального назначения, в средствах связи, РЛС, а так же военной, авиационной и аэрокосмической отраслях промышленности).



Телефон: 8 (812) 309-75-97 (многоканальный)

Факс: 8 (812) 320-03-32

Электронная почта: [ocean@oceanchips.ru](mailto:ocean@oceanchips.ru)

Web: <http://oceanchips.ru/>

Адрес: 198099, г. Санкт-Петербург, ул. Калинина, д. 2, корп. 4, лит. А