

NOTE 1:
 A DESIGN IS SHOW WITH AN INNER CONDUCT FRONT PANEL (FOR GROUNDING), AND A COSMETIC OUTER PANEL, THE INNER PANEL IS RECOMMENDED TO BE SN PLATED ON THE CUTOUT EDGES.

mat'l. code		surface ISO 1302		tolerance ISO 406 ISO 1101		projection ISO 1101		product family MOD JACK	
l t r e c n n o d r		date		tolerances unless otherwise specified		MM		R/A GANG JACK FILTER ASSY 8 POS SHIELDED SNAP PER	
H	M04-0189	MHT	10/11/04	angle	0.X±0.3	scale 1.0		dwg no	
J	M05-0074	MHT	4/23/05	radius	0.XX±0.13			sheet 1 of 8	
K	N08-0273	SH	12/25/08	0°±2'	0.XXX±0.051			size	
L	N09-0302	SH	9/3/09	dr	L. POTTIEGER	3/15/95		A4	
M	ELX-N-007803	SH	2011-11-17	eng	Y. BELOPOLSKY	3/15/95		95672	
N	ELX-N-011006	SH	03/27/12	chr	Y. BELOPOLSKY	3/15/95		type Product Customer Drawing	
				app		BELOPOLSKY		3/15/95	
sheet index	revision	N	N	N	N	N	N	N	N
	sheet	1	2	3	4	5	6	7	8

PRODUCT No.	NOTE 8	PORTS No	DIM A ± 0.60 -0.00	DIM B	DIM C ± 0.10	DIM D ± 0.15	GROUND LEG NUMBER ON THE BACK (VIEW B) SEE DIAGRAM ON SHT. 3	COMMENT
95672-X01		1	15.74	-	5.715	11.43		NOTE 5
95672-X01A		1	15.74	-	5.715	11.43		NOTE 5
95672-X02-YZ		2	30.98	13.97	12.700	25.40		NO TOOL
95672-X03-YZ		3	44.95	27.94	19.685	39.37		NO TOOL
95672-X04-YZ		4	58.92	41.91	26.670	53.34		
95672-X05-YZ		5	72.89	55.88	33.655	67.31		NO TOOL
95672-X06-YZ		6	86.86	69.85	40.640	81.28		NO TOOL
95672-X07-YZ		7	100.83	83.82	47.625	95.25		NO TOOL
95672-X08-YZ		8	114.80	97.79	54.610	109.22		
95672-X09-YZ		9	128.77	111.76	61.595	123.19		NO TOOL
95672-X10-YZ		10	142.74	125.73	68.580	137.16		NO TOOL
95672-X11-YZ		11	156.71	139.70	75.565	151.13		NO TOOL
95672-X12-YZ		12	170.68	153.67	82.550	165.10		NO TOOL

NOTES:

1. RECOMMENDED P.C.B THICKNESS 1.60 MM
2. HOUSING MAT'L: HIGH TEMP RESIN
3. CONTACTS: PHOS BRONZE ALLOY UNS-C51000, ϕ 0.460 ROUND WIRE, PLATING SEE TABLE.
4. SHIELDING MATERIAL: BRASS ALLOY 0.25 MM THICK
SHIELDING PLATING: NICKEL UNDERPLATE 40u" MIN
FINISH OF BRIGHT TIN LEAD 100u" MIN
LEAD FREE OPTION
SHIELDING PLATING: NICKEL UNDERPLATE 40u" MIN
FINISH OF BRIGHT PURE TIN 100u" MIN
- ⑤ SEE SNGL. PORT GROUND LEG OPTIONS, SIDE VIEW PG.1 FOR DETAILS.
6. ALL DIMENSIONS IN MILLIMETERS.
- ⑦ COMPANY LOGO LOCATED IN THIS AREA.
- ⑧ ADD LF SUFFIX AT THE END OF PART NUMBER FOR LEAD FREE OPTION.
9. THE HOUSING WILL WITHSTAND EXPOSURE TO 260°C PEAK TEMPERATURE FOR 15 SECONDS IN A WAVE SOLDER APPLICATION WITH A 1.5mm MINIMUM THICK CIRCUIT BOARD. SEE APPLICATION NOTES/PROCEDURES IF THEY ARE AVAILABLE.
10. THIS PRODUCT MEETS EUROPEAN UNION DIRECTIVES AND OTHER COUNTRY REGULATION AS DESCRIBED IN GS-22-008.
- ⑪ PLATING OPTIONS:
MAY BE EITHER GOLD OR GXT PLATED AT MANUFACTURER'S OPTION.
12. PRODUCT SPECIFICATION GS-12-083
PRODUCT PACKAGING SPECIFICATION GS-14-361

FRONT SHIELD CODE Y	
0	= STANDARD GRND. TABS
1	= NO GRND. TABS

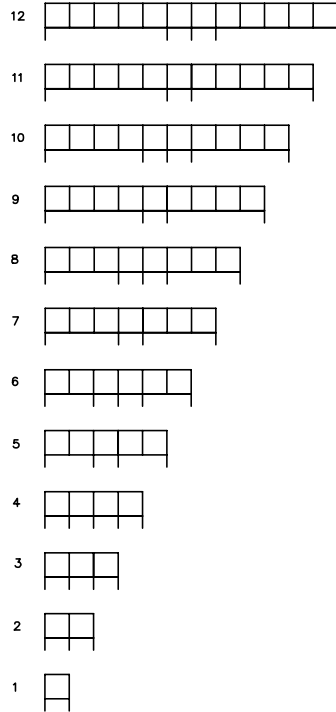
REAR SHIELD CODE Z	
0	= STANDARD GRND. LEGS
1	= 1 STANDARD GRND. LEG
2	= ALL GRND. LEGS
3	= NO GRND. LEGS

PLATING CODE X	PLATING ⑪
0	30u" G.X.T.
1	15u" GOLD.
3	5u" Au + high performance lubricant
5	50u" GXT.

mat'l. code	surface <input checked="" type="checkbox"/> tolerance	projection	product family
ISO 1302	ISO 406 ISO 1101	MM	MOD JACK
ltr ecn nodr date	tolerances unless otherwise specified	MM	R/A GANG JACK FILTER ASSY
N	angle	scale 1.0	8 POS SHIELDED SNAP PER
	0.X±0.3		
	0.XX±0.13		
	0.XXX±0.051		
dr	L. POTTEGER 3/15/95		dwg no
engr.	BELOPOLSKY 3/15/95		sheet 2 of 8
chr.	BELOPOLSKY 3/15/95		size
app.	BELOPOLSKY 3/15/95		A4
sheet index	revision sheet		type Product Customer Drawing

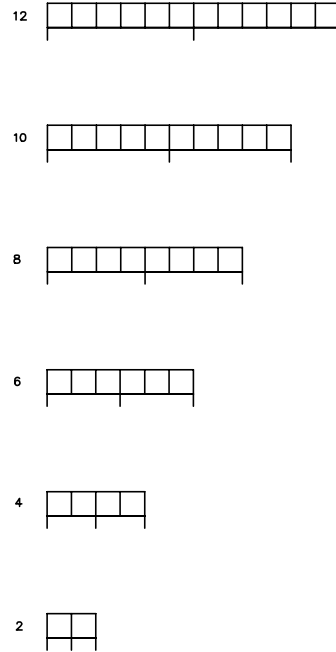
REAR SHIELD (VIEWED FROM PLUG ENTRY SIDE)
GROUND SOLDER TAIL CONFIGURATION

CODE "Z" = 0



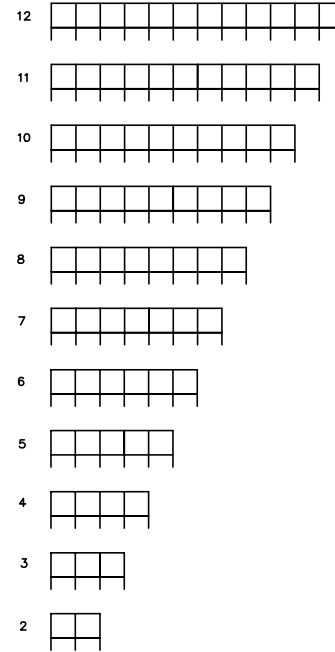
PCB LAYOUT SHEET 4

CODE "Z" = 1



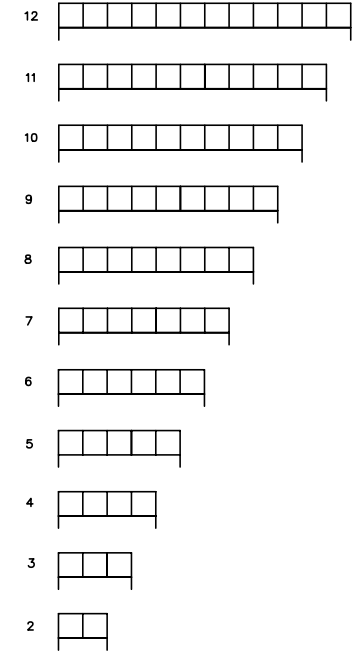
PCB LAYOUT SHEET 5

CODE "Z" = 2



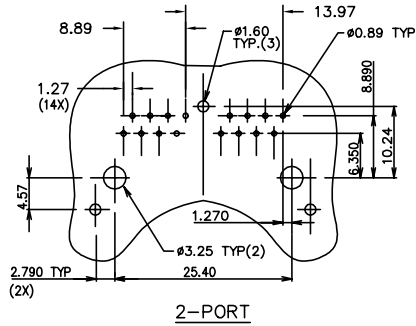
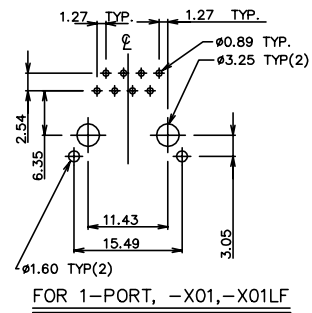
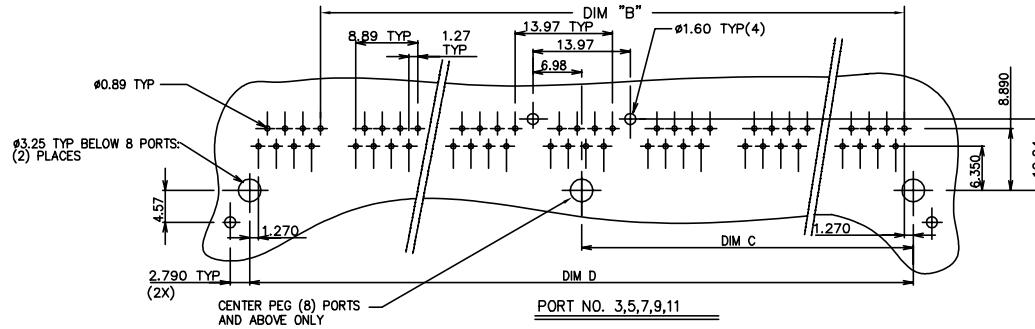
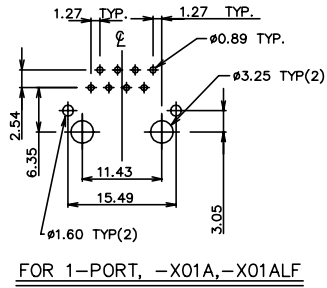
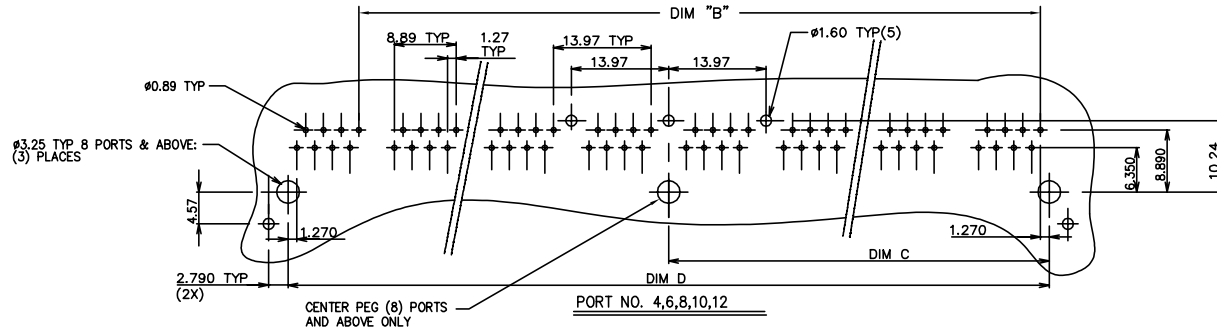
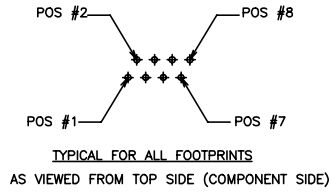
PCB LAYOUT SHEET 6

CODE "Z" = 3

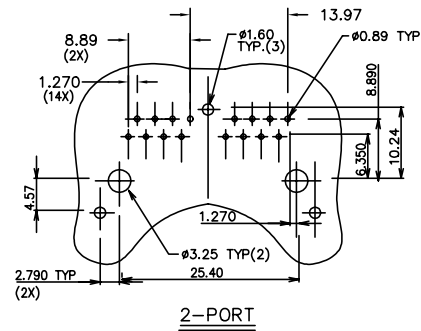
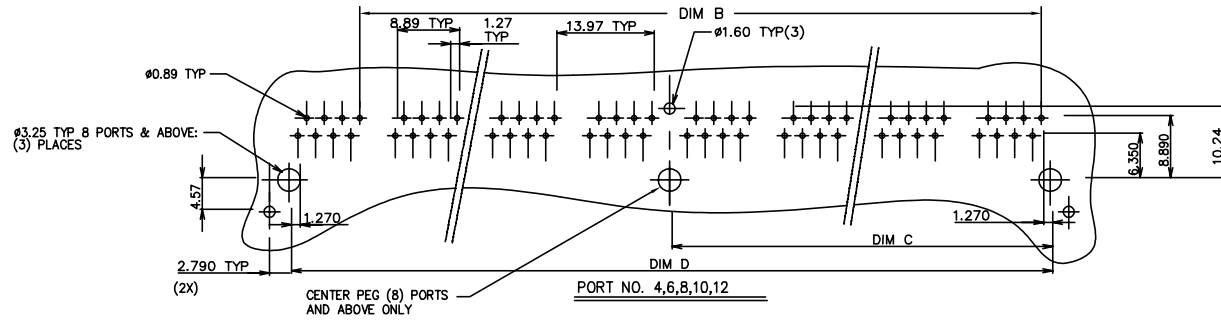


PCB LAYOUT SHEET 7

mat'l. code	surface ISO 1302	tolerance ISO 406 ISO 1101	projection MM	product family MOD JACK
l. tecn nodr	date	tolerances unless otherwise specified	scale 1.0	title R/A GANG JACK FILTER ASSY 8 POS SHIELDED SNAP PER
N		angle 0°±2'		dwg no 95672
		dr L. POTTIEGER 3/15/95		sheet 3 of 8
		eng Y. BELOPOLSKY 3/15/95		size A4
		chr Y. BELOPOLSKY 3/15/95		type Product Customer Drawing
		app Y. BELOPOLSKY 3/15/95		
sheet index	revision sheet			

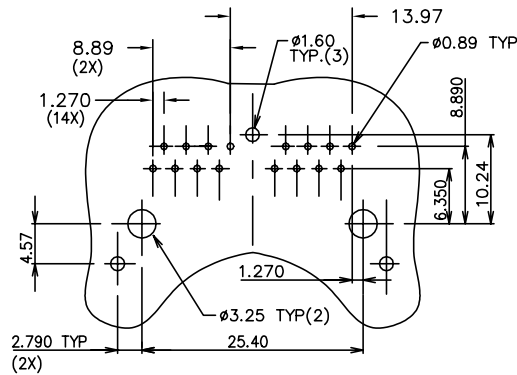
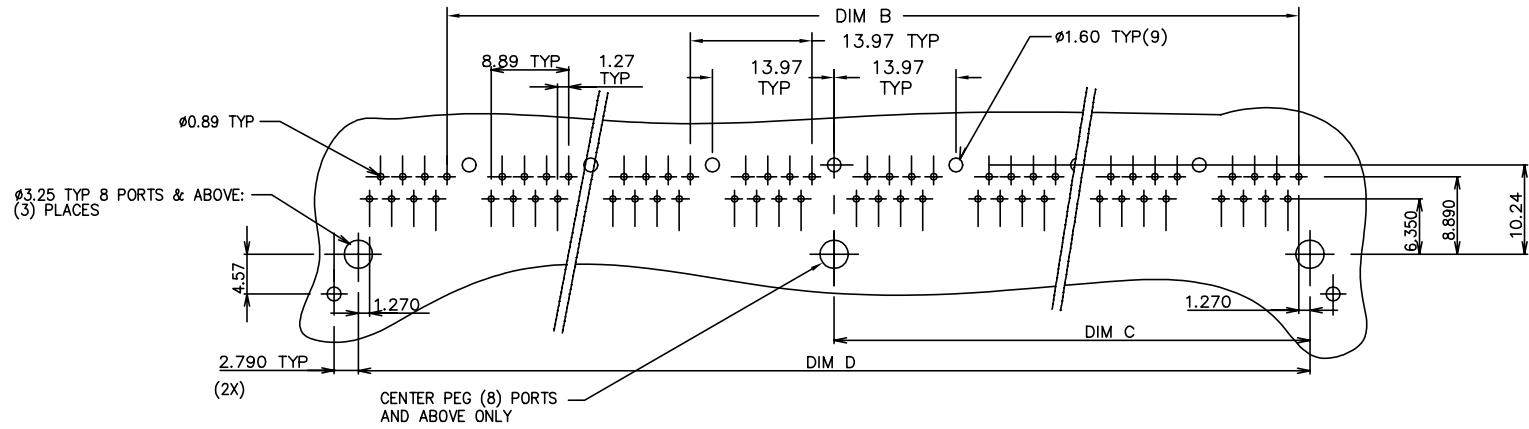


mat'l. code	surface ISO 1302 ✓	tolerance ISO 406 ISO 1101	projection 	product family MOD JACK
l trechn nodr date	tolerances unless otherwise specified		MM	R/A GANG JACK FILTER ASSY
N	angle 0°±2'	0.X±0.3 0.XX±0.13 0.XXX±0.051	scale 1.0	8 POS SHIELDED SNAP PER
dr	L. POTTIEGER	3/15/95		dwg no sheet 4 of 8 size
eng	Y. BELOPOLSKY	3/15/95		95672 A4
chr	Y. BELOPOLSKY	3/15/95		type Product Customer Drawing
app	Y. BELOPOLSKY	3/15/95		
sheet index	revision sheet			



RECOMMENDED P.C.B LAYOUT
 CODE "Z" = 1 (1 GROUND LEG)

mat'l. code	surface ISO 1302	tolerance ISO 406 ISO 1101	projection MM	product family MOD JACK
ltr ecn nodr date	tolerances unless otherwise specified	0.x±0.3 0.xx±0.13 0.xxx±0.051	MM	R/A GANG JACK FILTER ASSY 8 POS SHIELDED SNAP PER
N	angle 0°±2'	0.xxx±0.051	scale 1.0	dwg no 95672 sheet 5 of 8 size A4
dr L. POTTIEGER 3/15/95	eng. BELOPOLSKY 3/15/95	chr. BELOPOLSKY 3/15/95	app. BELOPOLSKY 3/15/95	FCI type Product Customer Drawing
sheet index	revision sheet			



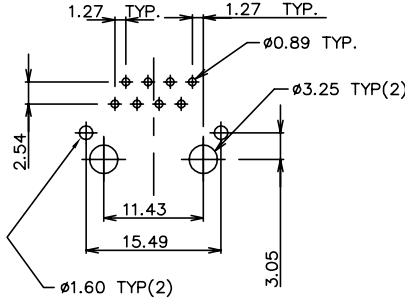
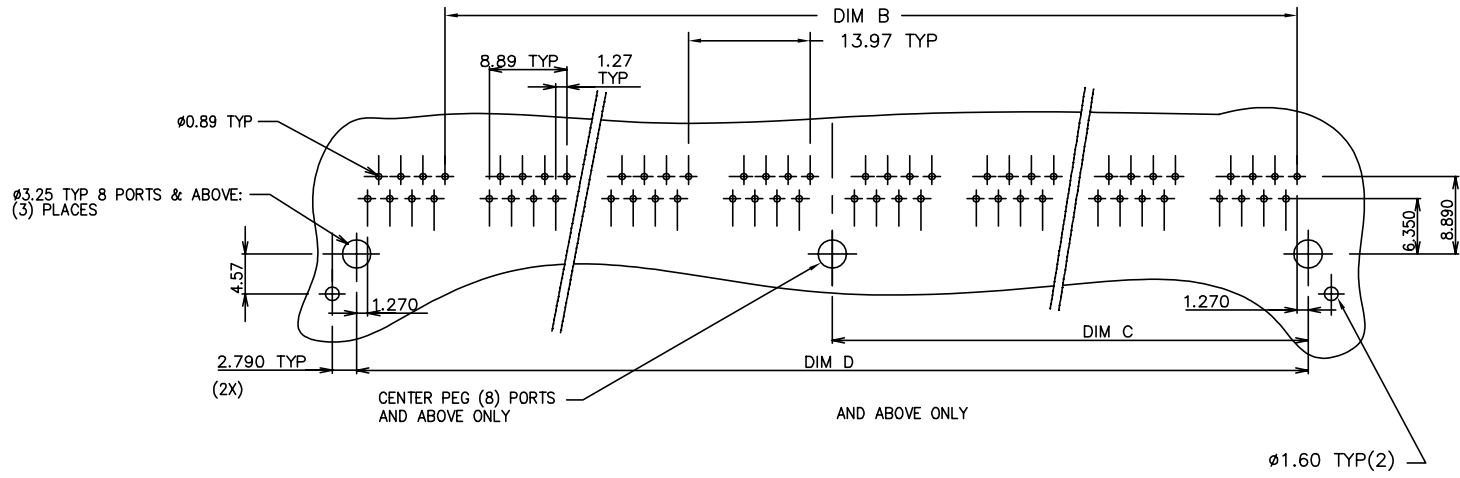
2-PORT

(SAME AS STANDARD CODE "Z"=0)

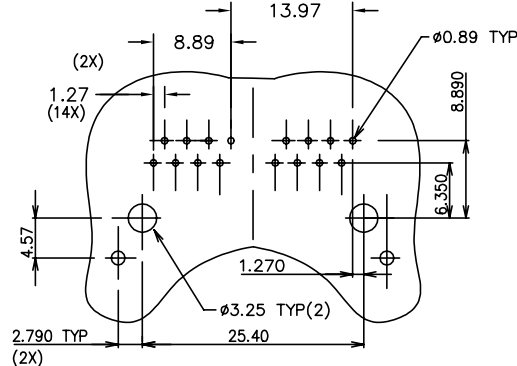
RECOMMENDED P.C.B LAYOUT

CODE "Z" = 2 (ALL GROUND LEGS)

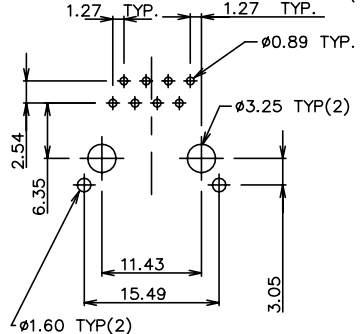
mat'l. code	surface ISO 1302 ✓	tolerance ISO406 ISO1101	projection MM	product family MOD JACK
l tr ecn nodr	date	tolerances unless otherwise specified	scale 1.0	title R/A GANG JACK FILTER ASSY 8 POS SHIELDED SNAP PER
N		angle 0°±2'	scale 1.0	dwg no 95672
	dr L. POTTIEGER	3/15/95		sheet 6 of 8
	eng Y. BELOPOLSKY	3/15/95		size A4
	chr Y. BELOPOLSKY	3/15/95		type Product Customer Drawing
	app Y. BELOPOLSKY	3/15/95		
sheet index	revision sheet			



FOR 1-PORT, -X01A, -X01ALF
SAME AS STD CODE "Z"=0



2-PORT



FOR 1-PORT, -X01, -X01LF
SAME AS STD CODE "Z"=0

RECOMMENDED P.C.B LAYOUT

CODE "Z" = 3 (NO GROUND LEGS)

mat'l. code		surface <input checked="" type="checkbox"/> ISO 1302 <input type="checkbox"/> tolerance <input checked="" type="checkbox"/> ISO406 <input type="checkbox"/> ISO1101		projection	product family MOD JACK	
ltr ecn nodr date		tolerances unless otherwise specified			R/A GANG JACK FILTER ASSY 8 POS SHIELDED SNAP PER	
N		angle $0^\circ \pm 2'$				scale 1.0
		dr L. POTTIEGER 3/15/95			dwg no	
		eng Y. BELOPOLSKY 3/15/95			sheet 7 of 8	size A4
		chr Y. BELOPOLSKY 3/15/95			95672	
		app Y. BELOPOLSKY 3/15/95		type Product Customer Drawing		
sheet index	revision sheet					



PRODUCT No.	NOTE 8	PORTS No	DIM A ^{+0.60} / _{-0.00}	DIM B	DIM C ±0.10	DIM D ±0.15	GROUND LEG NUMBER ON THE BACK (VIEW B) SEE DIAGRAM ON SHT. 3	COMMENT
95672-X01H		1	15.74	-	5.715	11.43		NOTE 5
95672-X01AH		1	15.74	-	5.715	11.43		NOTE 5
95672-X02H -YZ		2	30.98	13.97	12.700	25.40		NO TOOL
95672-X03H -YZ		3	44.95	27.94	19.685	39.37		NO TOOL
95672-X04H -YZ		4	58.92	41.91	26.670	53.34		
95672 X05H -YZ		5	72.89	55.88	33.655	67.31		NO TOOL
95672 X06H -YZ		6	86.86	69.85	40.640	81.28		NO TOOL
95672-X07H -YZ		7	100.83	83.82	47.625	95.25		NO TOOL
95672-X08H -YZ		8	114.80	97.79	54.610	109.22		
95672 X09H -YZ		9	128.77	111.76	61.595	123.19		NO TOOL
95672 X10H -YZ		10	142.74	125.73	68.580	137.16		NO TOOL
95672 X11H -YZ		11	156.71	139.70	75.565	151.13		NO TOOL
95672-X12H -YZ		12	170.68	153.67	82.550	165.10		NO TOOL

NOTES:

- RECOMMENDED P.C.B THICKNESS 1.60 MM
- HOUSING MAT'L: HIGH TEMP RESIN
- CONTACTS: PHOS BRONZE ALLOY UNS-C51000, Ø 0.460 ROUND WIRE, PLATING SEE TABLE.

SHIELDING PLATING: NICKEL UNDERPLATE 40u" MIN FINISH OF BRIGHT TIN LEAD 100u" MIN
LEAD FREE OPTION
SHIELDING PLATING: NICKEL UNDERPLATE 40u" MIN FINISH OF BRIGHT PURE TIN 100u" MIN
- SEE SNGL. PORT GROUND LEG OPTIONS, SIDE VIEW PG.1 FOR DETAILS.
- ALL DIMENSIONS IN MILLIMETERS.
- COMPANY LOGO LOCATED IN THIS AREA.
- ADD LF SUFFIX AT THE END OF PART NUMBER FOR LEAD FREE OPTION.
- THE HOUSING WILL WITHSTAND EXPOSURE TO 260°C PEAK TEMPERATURE FOR 15 SECONDS IN A WAVE SOLDER APPLICATION WITH A 1.5mm MINIMUM THICK CIRCUIT BOARD. SEE APPLICATION NOTES/PROCEDURES IF THEY ARE AVAILABLE.
- THIS PRODUCT MEETS EUROPEAN UNION DIRECTIVES AND OTHER COUNTRY REGULATION AS DESCRIBED IN GS-22-008.
- PLATING OPTIONS:
MAY BE EITHER GOLD OR GXT PLATED AT MANUFACTURER'S OPTION.
- PRODUCT SPECIFICATION GS-12-083
PRODUCT PACKAGING SPECIFICATION GS-14-361

MEETS PIP PROCESS PRODUCT NO.

FRONT SHIELD CODE Y	
0	STANDARD GRND. TABS
1	NO GRND. TABS

REAR SHIELD CODE Z	
0	STANDARD GRND. LEGS
1	1 STANDARD GRND. LEG
2	ALL GRND. LEGS
3	NO GRND. LEGS

PLATING CODE X	PLATING ①
0	30u" G.X.T.
1	15u" GOLD.
3	5u" Au + high performance lubricant
5	50u" GXT.

NOTE: PLEASE CHECK FOR AVAILABILITY, NOT ALL OPTIONS AVAILABLE.

mat'l. code	surface ISO 1302 ✓	tolerance ISO406 ISO1101	projection MM	product family MOD JACK
ltr ecn nodr	date	tolerances unless otherwise specified	scale 1.0	title R/A GANG JACK FILTER ASSY 8 POS SHIELDED SNAP PER
N	angle	0.x±0.3		dwg no 95672
	0°±2'	0.xx±0.13		sheet 8 of 8
		0.xxx±0.051		size A4
	dr L. POTTIEGER	3/15/95	FCI	type Product Customer Drawing
	eng Y. BELOPOLSKY	3/15/95		
	chr Y. BELOPOLSKY	3/15/95		
	app Y. BELOPOLSKY	3/15/95		
sheet index	revision sheet			

Компания «Океан Электроники» предлагает заключение долгосрочных отношений при поставках импортных электронных компонентов на взаимовыгодных условиях!

Наши преимущества:

- Поставка оригинальных импортных электронных компонентов напрямую с производств Америки, Европы и Азии, а так же с крупнейших складов мира;
- Широкая линейка поставок активных и пассивных импортных электронных компонентов (более 30 млн. наименований);
- Поставка сложных, дефицитных, либо снятых с производства позиций;
- Оперативные сроки поставки под заказ (от 5 рабочих дней);
- Экспресс доставка в любую точку России;
- Помощь Конструкторского Отдела и консультации квалифицированных инженеров;
- Техническая поддержка проекта, помощь в подборе аналогов, поставка прототипов;
- Поставка электронных компонентов под контролем ВП;
- Система менеджмента качества сертифицирована по Международному стандарту ISO 9001;
- При необходимости вся продукция военного и аэрокосмического назначения проходит испытания и сертификацию в лаборатории (по согласованию с заказчиком);
- Поставка специализированных компонентов военного и аэрокосмического уровня качества (Xilinx, Altera, Analog Devices, Intersil, Interpoint, Microsemi, Actel, Aeroflex, Peregrine, VPT, Syfer, Eurofarad, Texas Instruments, MS Kennedy, Miteq, Cobham, E2V, MA-COM, Hittite, Mini-Circuits, General Dynamics и др.);

Компания «Океан Электроники» является официальным дистрибьютором и эксклюзивным представителем в России одного из крупнейших производителей разъемов военного и аэрокосмического назначения «JONHON», а так же официальным дистрибьютором и эксклюзивным представителем в России производителя высокотехнологичных и надежных решений для передачи СВЧ сигналов «FORSTAR».



JONHON

«JONHON» (основан в 1970 г.)

Разъемы специального, военного и аэрокосмического назначения:

(Применяются в военной, авиационной, аэрокосмической, морской, железнодорожной, горно- и нефтедобывающей отраслях промышленности)

«FORSTAR» (основан в 1998 г.)

ВЧ соединители, коаксиальные кабели,
кабельные сборки и микроволновые компоненты:

(Применяются в телекоммуникациях гражданского и специального назначения, в средствах связи, РЛС, а так же военной, авиационной и аэрокосмической отраслях промышленности).



Телефон: 8 (812) 309-75-97 (многоканальный)

Факс: 8 (812) 320-03-32

Электронная почта: ocean@oceanchips.ru

Web: <http://oceanchips.ru/>

Адрес: 198099, г. Санкт-Петербург, ул. Калинина, д. 2, корп. 4, лит. А