

# EP Series Sealed Tiny Pushbutton Switches



A  
Pushbutton

## Features/Benefits


- Sealed against solder & cleaning processes
- Thru-hole and surface mount models
- Snap-fitting actuator accepts standard caps
- Tape & reel packaging available
- RoHS compliant models available



Models Available

## Typical Applications

- Telecommunications and networking equipment
- Computers and peripherals
- Instrumentation and controls



## Specifications

**CONTACT RATING:** B contact material: 0.4 VA max. @ 20 V AC or DC max. See page A-13 for additional ratings.

**ELECTRICAL LIFE:** EP11, EP21 models: 60,000 make-and-break cycles at full load. EP12 models: 30,000 cycles.

**CONTACT RESISTANCE:** Below 20 mΩ typ. initial @ 2-4 V DC, 100 mA, for both silver and gold plated contacts.

**INSULATION RESISTANCE:** 10<sup>9</sup> Ω9 min.

**DIELECTRIC STRENGTH:** 1000 Vrms min. @ sea level.

**OPERATING TEMPERATURE:** -30°C to 859°C.

**SOLDERABILITY:** Per MIL-STD-202F method 208D, or EIA RS-186E method 9 (1 hour steam aging).

**DEGREE OF PROTECTION:** IP57; Protection against harmful dust deposit, full-scale voltage protection, temporary immersion.

**PACKAGING:** Surface mount switches standard in anti-static tape and reel packaging per EIA 481-3, see page A-14 for drawings and reel information. Tape and cover strip are conductive for use near statically sensitive components, consult Customer Service Center.

## Materials

**CASE & BUSHING:** High temperature material, glass filled nylon 4/6, flame retardant, heat stabilized (UL 94V-0) on EP11 / EP12 models; glass filled nylon 6/6 on EP21.

**PLUNGER:** Thermoplastic polyester or glass filled nylon (UL 94V-0), with internal o-ring seal. SA surface mount: High temperature material, glass filled LCP (UL 94V-0).

**SWITCH SUPPORT:** Brass, matte-tin plated.

**CONTACTS & TERMINALS:** B contact material: Copper alloy, with gold plate over nickel plate. See page A-13 for additional contact materials.

**TERMINAL SEAL:** Epoxy.

**NOTE:** Any models supplied with Q, B, P, S, R or G contact material are RoHS compliant.

**NOTE:** Specifications and materials listed above are for switches with standard options. For information on specific and custom switches, consult Customer Service Center.

**CAUTION:** PC mounting layouts and pads as shown are designed to be compatible with the latest equipment and reflow techniques. Care should be taken in the design and location of PC lands to suit individual needs. Orientation relative to reflow direction may significantly impact solder joint integrity.

## Build-A-Switch

To order, simply select desired option from each category and place in the appropriate box. Available options are shown and described on pages A-10 thru A-14. For additional options not shown in catalog, consult Customer Service Center. All models are process sealed to withstand machine soldering temperatures and pressure wash cleaning methods.



4 Sep 19

Dimensions are shown: Inches (mm)  
Specifications and dimensions subject to change



# EP Series Sealed Tiny Pushbutton Switches

Pushbutton

## SWITCH FUNCTION



NO. POLES	MODEL NO.	SWITCH FUNCTION		CONNECTED TERMINALS		SCHEMATIC
		POS. 1	POS. 2	POS. 1	POS. 2	
SP	<b>EP11</b>	OFF	MOM.	OPEN	1-3	SPST
	<b>EP12</b>	ON	MOM.	2-1	2-3	SPDT
<b>SPDT</b> <p>Part number shown: EP12SD1CBE</p>						
DP	<b>EP21</b>	OFF	MOM.	OPEN	1-3,4-6	DPST
<b>DPST</b> <p>Part number shown: EP21SD1CBE</p>						

MOM. = Momentary  
 All models with all options when ordered with G, Q, R or S contact material.

## PLUNGER



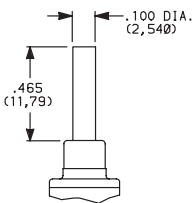
**S** .215" HIGH

**S1** .110" HIGH

**S2** .465" HIGH

**FP** FLUSH PLUNGER

**R** SNAP-FITTING



S1 & S2 actuators are not available with EP12 & EP21 models.

FP & R actuators are not available with EP21 model.  
 R actuators are not available with EP12 model.

NOTE: Caps available for plunger options, see page A-14.

## BUSHING



**D1** UNTHREADED



NOTE: Internal actuator o-ring standard.



4 Sep 19

Dimensions are shown: Inches (mm)  
 Specifications and dimensions subject to change

# EP Series Sealed Tiny Pushbutton Switches



A Pushbutton

## TERMINATIONS



### C PC THRU-HOLE



SP and DP

### W WIRE WRAP



SP and DP

### A RIGHT ANGLE, PC THRU-HOLE



EP12SD1ABE SPDT

### A RIGHT ANGLE, PC THRU-HOLE




EP21SD1ABE DPST



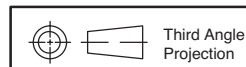
### AV VERTICAL RIGHT ANGLE, PC THRU-HOLE



EP12SD1AVBE SPDT



NOTE: Terminal bend radii and lead-in manufacturing option.



Dimensions are shown: Inches (mm)  
 Specifications and dimensions subject to change





# EP Series Sealed Tiny Pushbutton Switches


## TERMINATIONS



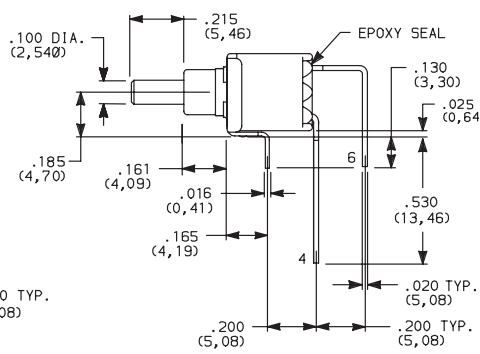
Pushbutton

A

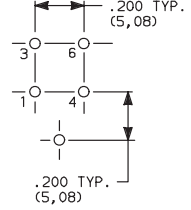
### AV VERTICAL RIGHT ANGLE, THRU-HOLE



**EP21SD1AVBE DPST**




### PC MOUNTING

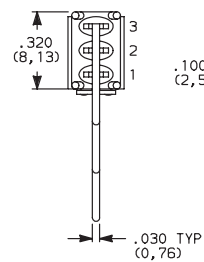
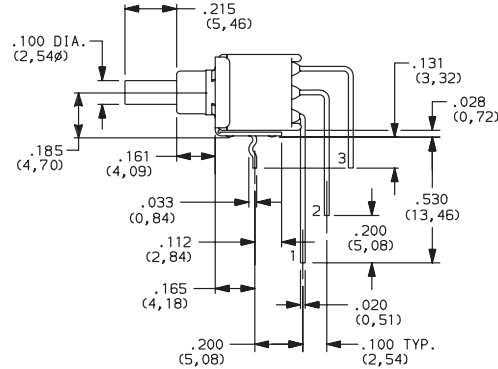
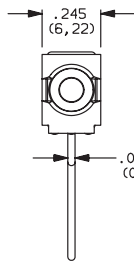


NOTE: Terminal bend radii and lead-in manufacturing option.

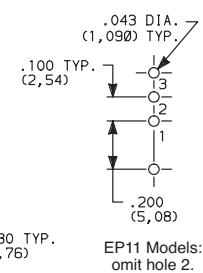
### AV3 VERTICAL RIGHT ANGLE, SNAP-IN, PC THRU-HOLE



**EP12SD1AV3BE SPST**



### PC MOUNTING

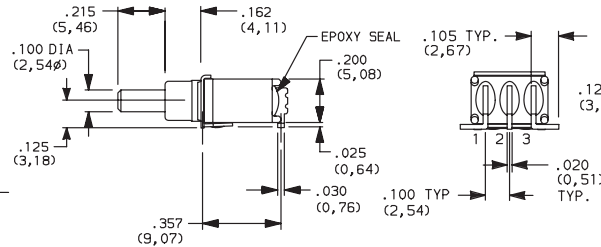
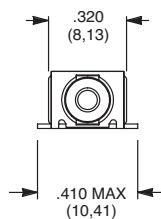


EP11 Models: omit hole 2.

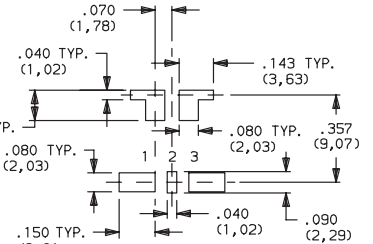
### SA RIGHT ANGLE, SURFACE MOUNT



**EP12SD1SAPE SPDT**



### PC MOUNTING



Available with P contact material only. Not Available on DPST models.

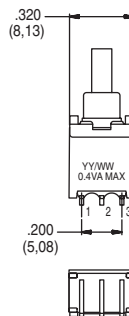
EP11 Models: omit terminal 2.

EP11 Models: omit pad 2.

### SA1 RIGHT ANGLE, SURFACE MOUNT

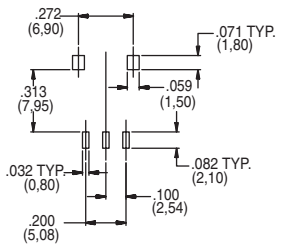


**EP12SD1SA1BE SPDT**



TERMINAL NOS. FOR REF. ONLY

### PC MOUNTING



SA1 is only available with B and P contact materials. Not Available on DPST models.



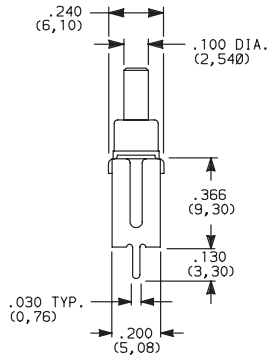
# EP Series Sealed Tiny Pushbutton Switches



A  
Pushbutton

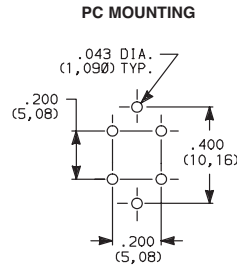
## TERMINATIONS

- V3** VERTICAL MOUNT, V-BRACKET
- V31** VERTICAL MOUNT, V-BRACKET, SNAP-IN



**EP12SD1V3BE  
SPDT**

- V3** VERTICAL MOUNT, V-BRACKET



**EP21SD1V3BE  
DPST**

## CONTACT MATERIAL

OPTION CODE	CONTACT MATERIAL	TERMINAL PLATING	RATINGS	
<b>B</b>	GOLD <sup>1</sup>	GOLD <sup>1</sup>	LOW LEVEL/DRY CIRCUIT	0.4 VA MAX. @ 20 V AC OR DC MAX.
<b>P</b>		MATTE-TIN <sup>6</sup>		
<b>Q</b>	SILVER <sup>4,5</sup>	SILVER <sup>5</sup>	POWER	1 AMP @ 120 V AC OR 28 V DC.
<b>S</b>		MATTE-TIN <sup>6</sup>		
<b>G</b>	GOLD OVER SILVER <sup>2,3</sup>	GOLD <sup>3</sup>	LOW LEVEL/DRY CIRCUIT OR POWER	0.4 VA MAX @ 20 V AC OR DC MAX. OR 1 AMP @ 120 V AC OR 28 V DC.
<b>R</b>		MATTE-TIN <sup>6</sup>		

\* Note: See Technical Data section of this catalog for RoHS compliant and compatible definitions and specifications.

<sup>1</sup> CONTACTS & TERMINALS: Copper alloy, with gold plate over nickel plate.

<sup>6</sup> TERMINALS: Copper alloy, with matte tin over nickel plate.

<sup>2</sup> END CONTACTS: Coin silver, with gold plate over nickel plate.

<sup>3</sup> CENTER CONTACTS & ALL TERMINALS: Copper alloy, with gold plate over nickel plate.

**NOTE: Any models supplied with Q, B, P, S, R or G contact material are RoHS compliant.**

<sup>4</sup> END CONTACTS: Coin silver, silver plated.

<sup>5</sup> CENTER CONTACT & ALL TERMINALS: Copper alloy, silver plated.

All models with all options when ordered with G, S, R or Q contact material.

## SEAL

- E** EPOXY SEAL



Dimensions are shown: Inches (mm)  
Specifications and dimensions subject to change



4 Sep 19



# EP Series Sealed Tiny Pushbutton Switches

Pushbutton

A

## AVAILABLE HARDWARE

Cap



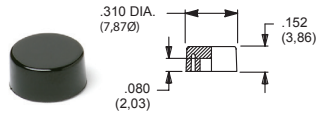
**PART NO.**

- 508101000** WHITE
- 508102000** BLACK
- 508103000** RED

Material: Nylon  
Finish: Gloss

Not for use on S1 plunger

Cap



**PART NO.**

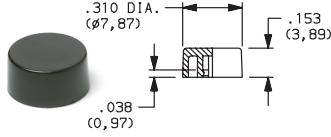
- 465801000** WHITE
- 465802000** BLACK
- 465803000** RED

Material: Nylon  
Finish: Gloss

Not for use on S1 plunger

Cap

Compatible with snap-fitting plungers  
EP11 & EP12 Models. R option only.



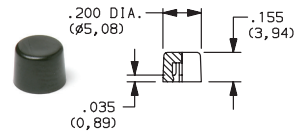
**PART NO.**

- 585A01000** WHITE
- 585A02000** BLACK
- 585A03000** RED

Material: Nylon  
Finish: Gloss

Cap

Compatible with snap-fitting plungers  
EP11 & EP12 Models. R option only.



**PART NO.**

- 785A01000** WHITE
- 785A02000** BLACK
- 785A03000** RED

Material: Nylon  
Finish: Gloss

NOTE: Other colors available, consult Customer Service Center.

## TAPE & REEL

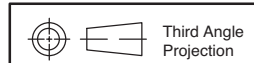
For part number EPXX-SA/SA1



REEL INFORMATION	
OUTSIDE DIAMETER	13.00 (330,0)
PILOT HOLE	.512 (13,0)
QUANTITY PER REEL	600



4 Sep 19



Dimensions are shown: Inches (mm)  
Specifications and dimensions subject to change

Компания «Океан Электроники» предлагает заключение долгосрочных отношений при поставках импортных электронных компонентов на взаимовыгодных условиях!

Наши преимущества:

- Поставка оригинальных импортных электронных компонентов напрямую с производств Америки, Европы и Азии, а так же с крупнейших складов мира;
- Широкая линейка поставок активных и пассивных импортных электронных компонентов (более 30 млн. наименований);
- Поставка сложных, дефицитных, либо снятых с производства позиций;
- Оперативные сроки поставки под заказ (от 5 рабочих дней);
- Экспресс доставка в любую точку России;
- Помощь Конструкторского Отдела и консультации квалифицированных инженеров;
- Техническая поддержка проекта, помощь в подборе аналогов, поставка прототипов;
- Поставка электронных компонентов под контролем ВП;
- Система менеджмента качества сертифицирована по Международному стандарту ISO 9001;
- При необходимости вся продукция военного и аэрокосмического назначения проходит испытания и сертификацию в лаборатории (по согласованию с заказчиком);
- Поставка специализированных компонентов военного и аэрокосмического уровня качества (Xilinx, Altera, Analog Devices, Intersil, Interpoint, Microsemi, Actel, Aeroflex, Peregrine, VPT, Syfer, Eurofarad, Texas Instruments, MS Kennedy, Miteq, Cobham, E2V, MA-COM, Hittite, Mini-Circuits, General Dynamics и др.);

Компания «Океан Электроники» является официальным дистрибьютором и эксклюзивным представителем в России одного из крупнейших производителей разъемов военного и аэрокосмического назначения «JONHON», а так же официальным дистрибьютором и эксклюзивным представителем в России производителя высокотехнологичных и надежных решений для передачи СВЧ сигналов «FORSTAR».



## JONHON

«JONHON» (основан в 1970 г.)

Разъемы специального, военного и аэрокосмического назначения:

(Применяются в военной, авиационной, аэрокосмической, морской, железнодорожной, горно- и нефтедобывающей отраслях промышленности)

«FORSTAR» (основан в 1998 г.)

ВЧ соединители, коаксиальные кабели, кабельные сборки и микроволновые компоненты:

(Применяются в телекоммуникациях гражданского и специального назначения, в средствах связи, РЛС, а так же военной, авиационной и аэрокосмической отраслях промышленности).



Телефон: 8 (812) 309-75-97 (многоканальный)

Факс: 8 (812) 320-03-32

Электронная почта: [ocean@oceanchips.ru](mailto:ocean@oceanchips.ru)

Web: <http://oceanchips.ru/>

Адрес: 198099, г. Санкт-Петербург, ул. Калинина, д. 2, корп. 4, лит. А