


SPLFA30F

SPLF A 30 F - □ - □
 ① ② ③ ④ ⑤ ⑥



- ① Series name
- ② Single output
- ③ Output wattage
- ④ Universal input
- ⑤ Output voltage
- ⑥ Optional
- C : with Coating

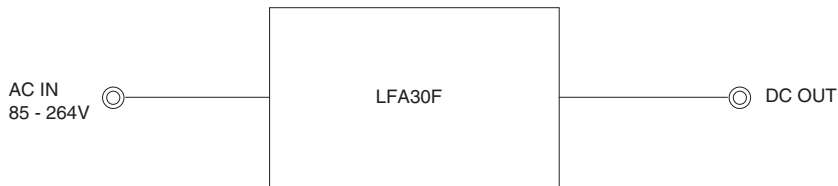
MODEL	SPLFA30F-5	SPLFA30F-12	SPLFA30F-24
MAX OUTPUT WATTAGE[W]	30.0	30.0	31.2
DC OUTPUT	5V 6A	12V 2.5A	24V 1.3A

SPECIFICATIONS

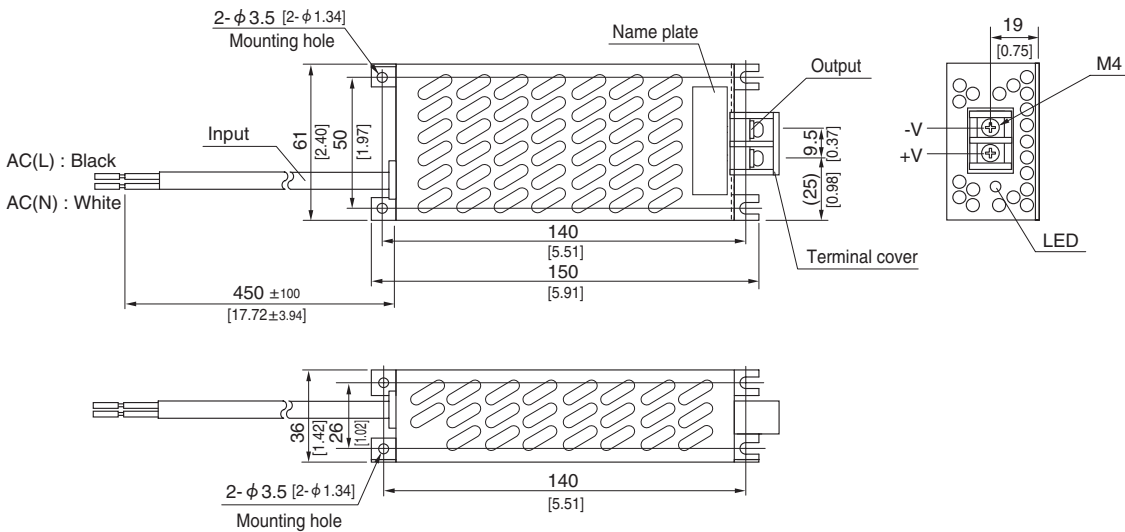
	MODEL	SPLFA30F-5	SPLFA30F-12	SPLFA30F-24	
INPUT	VOLTAGE[V]	AC85 - 264 1 φ (Refer to Instruction Manual 1.1 and 3.1) *3			
	CURRENT[A]	ACIN 100V	0.65typ (Io=100%)		
		ACIN 200V	0.35typ (Io=100%)		
	FREQUENCY[Hz]	50 / 60 (47 - 440)			
	EFFICIENCY[%]	ACIN 100V	75.0typ	78.0typ	81.0typ
		ACIN 200V	77.0typ	80.0typ	83.0typ
INRUSH CURRENT[A]	ACIN 100V	15typ (Io=100%) (At cold start) (Ta=25°C)			
	ACIN 200V	30typ (Io=100%) (At cold start) (Ta=25°C)			
LEAKAGE CURRENT[mA]	0.30 / 0.65max (ACIN 100V / 240V 60Hz, Io=100%, According to IEC60950-1 and DEN-AN)				
OUTPUT	VOLTAGE[V]	5	12	24	
	CURRENT[A]	6.0	2.5	1.3	
	LINE REGULATION[mV] *5	20max	48max	96max	
	LOAD REGULATION[mV] *5	100max	100max	150max	
	RIPPLE[mVp-p]	0 to +50°C *1	100max	120max	120max
		-10 - 0°C *1	140max	160max	160max
	RIPPLE NOISE[mVp-p]	0 to +50°C *1	250max	250max	250max
		-10 - 0°C *1	300max	300max	300max
	TEMPERATURE REGULATION[mV]	0 to +50°C	50max	120max	240max
		-10 to +50°C	60max	150max	290max
	DRIFT[mV] *2	20max	48max	96max	
	START-UP TIME[ms]	150typ (ACIN 100V, Io=100%)			
	HOLD-UP TIME[ms]	20typ (ACIN 100V, Io=100%)			
OUTPUT VOLTAGE SETTING[V]	4.90 to 5.30	11.50 to 12.50	23.00 to 25.00		
PROTECTION CIRCUIT AND OTHERS	OVERCURRENT PROTECTION	Works over 105% of rating and recovers automatically			
	OVERVOLTAGE PROTECTION[V]	5.75 to 7.00	13.80 to 16.80	27.60 to 33.60	
	OPERATING INDICATION	LED (Green)			
	REMOTE SENSING	Not provided			
	REMOTE ON/OFF	Not provided			
ISOLATION	INPUT-OUTPUT	AC3,000V 1minute, Cutoff current = 10mA, DC500V 50MΩ min (At Room Temperature)			
	INPUT-FG	AC2,000V 1minute, Cutoff current = 10mA, DC500V 50MΩ min (At Room Temperature)			
	OUTPUT-FG	AC500V 1minute, Cutoff current = 25mA, DC500V 50MΩ min (At Room Temperature)			
ENVIRONMENT	OPERATING TEMP., HUMID. AND ALTITUDE	-10 to +60°C, 20 - 90%RH (Non condensing) (Refer to DERATING CURVE), 3,000m (10,000feet) max *3			
	STORAGE TEMP., HUMID. AND ALTITUDE	-20 to +75°C, 20 - 90%RH (Non condensing), 9,000m (30,000feet) max			
	VIBRATION	10 - 55Hz, 19.6m/s ² (2G), 3minutes period, 60minutes each along X, Y and Z axis			
	IMPACT	196.1m/s ² (20G), 11ms, once each X, Y and Z axis			
SAFETY AND NOISE REGULATIONS	AGENCY APPROVALS	DEN-AN			
	CONDUCTED NOISE/POWER	Complies with DEN-AN			
	HARMONIC ATTENUATOR	Complies with IEC61000-3-2 class A (Not built-in to active filter *4, Please contact us for the details of class C.)			
OTHERS	CASE SIZE/WEIGHT	61 × 36 × 150mm [2.40 × 1.42 × 5.91 inches] (W × H × D) / 370g max			
	COOLING METHOD	Convection			

*1 Measured by 20MHz oscilloscope or Ripple-Noise meter (Equivalent to KEISOKU-GIKEN: RM103).
 *2 Drift is the change in DC output for an eight hour period after a half-hour warm-up at 25°C, with the input voltage held constant at the rated input/output.
 *3 Derating is required.
 *4 When two or more units are operating it may not comply with the IEC61000-3-2. Please contact us for details.
 *5 Please contact us about dynamic load and input response.
 * Parallel operation is not possible.
 * Derating is required when operated with chassis and cover.
 * Sound noise may be generated by power supply in case of pulse load.

Block diagram




External view



- ※ Tolerance : ± 1 [± 0.04]
- ※ Weight : 370g max
- ※ PCB material/thickness : CEM3 / 1.6mm [0.06]
- ※ Chassis and cover material : Electric galvanizing steel board
- ※ Dimensions in mm, []=inches
- ※ Mounting torque : M4 : 1.6N · m (16.9kgf · cm) max
- ※ Input wire : VCTF 0.75sq X2C

SPLFA50F

SPLF A 50 F - □ - □
 ① ② ③ ④ ⑤ ⑥



- ① Series name
- ② Single output
- ③ Output wattage
- ④ Universal input
- ⑤ Output voltage
- ⑥ Optional
- C : with Coating

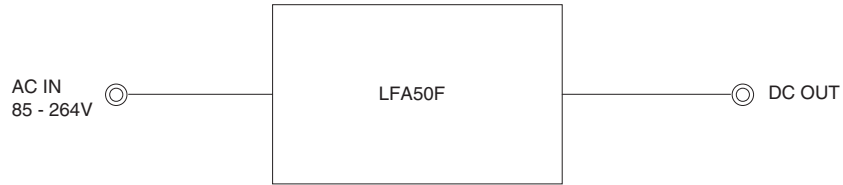
MODEL	SPLFA50F-5	SPLFA50F-12	SPLFA50F-24
MAX OUTPUT WATTAGE[W]	50	51.6	50.4
DC OUTPUT	5V 10A	12V 4.3A	24V 2.1A

SPECIFICATIONS

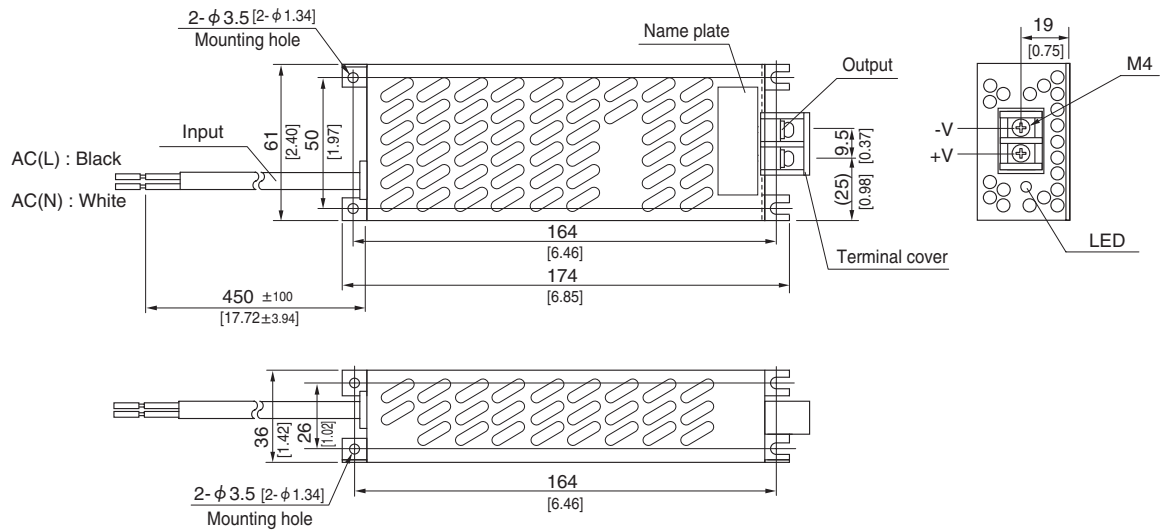
	MODEL	SPLFA50F-5	SPLFA50F-12	SPLFA50F-24	
INPUT	VOLTAGE[V]	AC85 - 264 1 φ (Refer to Instruction Manual 1.1 and 3.1) *3			
	CURRENT[A]	ACIN 100V	0.67typ (Io=100%)		
		ACIN 200V	0.36typ (Io=100%)		
	FREQUENCY[Hz]	50 / 60 (47 - 63)			
	EFFICIENCY[%]	ACIN 100V	76.5typ	79.0typ	80.5typ
		ACIN 200V	78.0typ	80.5typ	82.0typ
	POWER FACTOR (Io=100%)	ACIN 100V	0.97typ		
		ACIN 200V	0.90typ		
INRUSH CURRENT[A]	ACIN 100V	15typ (Io=100%) (At cold start) (Ta=25°C)			
	ACIN 200V	30typ (Io=100%) (At cold start) (Ta=25°C)			
LEAKAGE CURRENT[ma]	0.40 / 0.75max (ACIN 100V / 240V 60Hz, Io=100%, According to IEC60950-1 and DEN-AN)				
OUTPUT	VOLTAGE[V]	5	12	24	
	CURRENT[A]	10.0	4.3	2.1	
	LINE REGULATION[mV] *4	20max	48max	96max	
	LOAD REGULATION[mV] *4	150max	150max	150max	
	RIPPLE[mVp-p]	0 to +50°C *1	100max	120max	120max
		-10 - 0°C *1	140max	160max	160max
	RIPPLE NOISE[mVp-p]	0 to +50°C *1	250max	250max	250max
		-10 - 0°C *1	300max	300max	300max
	TEMPERATURE REGULATION[mV]	0 to +50°C	50max	120max	240max
		-10 to +50°C	60max	150max	290max
	DRIFT[mV] *2	20max	48max	96max	
	START-UP TIME[ms]	350typ (ACIN 100V, Io=100%)			
	HOLD-UP TIME[ms]	20typ (ACIN 100V, Io=100%)			
OUTPUT VOLTAGE SETTING[V]	4.90 to 5.30	11.50 to 12.50	23.00 to 25.00		
PROTECTION CIRCUIT AND OTHERS	OVERCURRENT PROTECTION	Works over 105% of rating and recovers automatically			
	OVERVOLTAGE PROTECTION[V]	5.75 to 7.00	13.80 to 16.80	27.60 to 33.60	
	OPERATING INDICATION	LED (Green)			
	REMOTE SENSING	Not provided			
	REMOTE ON/OFF	Not provided			
ISOLATION	INPUT-OUTPUT	AC3,000V 1minute, Cutoff current = 10mA, DC500V 50MΩ min (At Room Temperature)			
	INPUT-FG	AC2,000V 1minute, Cutoff current = 10mA, DC500V 50MΩ min (At Room Temperature)			
	OUTPUT-FG	AC500V 1minute, Cutoff current = 25mA, DC500V 50MΩ min (At Room Temperature)			
ENVIRONMENT	OPERATING TEMP., HUMID. AND ALTITUDE	-10 to +50°C, 20 - 90%RH (Non condensing) (Refer to DERATING CURVE), 3,000m (10,000feet) max *3			
	STORAGE TEMP., HUMID. AND ALTITUDE	-20 to +75°C, 20 - 90%RH (Non condensing), 9,000m (30,000feet) max			
	VIBRATION	10 - 55Hz, 19.6m/s ² (2G), 3minutes period, 60minutes each along X, Y and Z axis			
	IMPACT	196.1m/s ² (20G), 11ms, once each X, Y and Z axis			
SAFETY AND NOISE REGULATIONS	AGENCY APPROVALS	DEN-AN			
	CONDUCTED NOISE/POWER	Complies with DEN-AN			
	HARMONIC ATTENUATOR	Complies with IEC61000-3-2 (Please contact us for the details of class C.)			
OTHERS	CASE SIZE/WEIGHT	61 X 36 X 174mm [2.40 X 1.42 X 6.85 inches] (W X H X D) / 440g max			
	COOLING METHOD	Convection			

*1 Measured by 20MHz oscilloscope or Ripple-Noise meter (Equivalent to KEISOKU-GIKEN: RM103).
 *2 Drift is the change in DC output for an eight hour period after a half-hour warm-up at 25°C, with the input voltage held constant at the rated input/output.
 *3 Derating is required.
 *4 When two or more units are operating it may not comply with the IEC61000-3-2. Please contact us for details.
 *5 Please contact us about dynamic load and input response.
 * To meet the specifications. Do not operate over-loaded condition.
 * Parallel operation is not possible.
 * Derating is required when operated with chassis and cover.
 * Sound noise may be generated by power supply in case of pulse load.

Block diagram




External view



- ※ Tolerance : ± 1 [± 0.04]
- ※ Weight : 440g max
- ※ PCB material/thickness : CEM3 / 1.6mm [0.06]
- ※ Chassis and cover material : Electric galvanizing steel board
- ※ Dimensions in mm, []=inches
- ※ Mounting torque : M4 : 1.6N · m (16.9kgf · cm) max
- ※ Input wire : VCTF 0.75sq X2C

SPLFA75F

SPLF A 75 F - □ - □
 ① ② ③ ④ ⑤ ⑥



- ① Series name
- ② Single output
- ③ Output wattage
- ④ Universal input
- ⑤ Output voltage
- ⑥ Optional
- C : with Coating

MODEL	SPLFA75F-5	SPLFA75F-12	SPLFA75F-24
MAX OUTPUT WATTAGE[W]	75	75.6	76.8
DC OUTPUT	5V 15A	12V 6.3A	24V 3.2A

SPECIFICATIONS

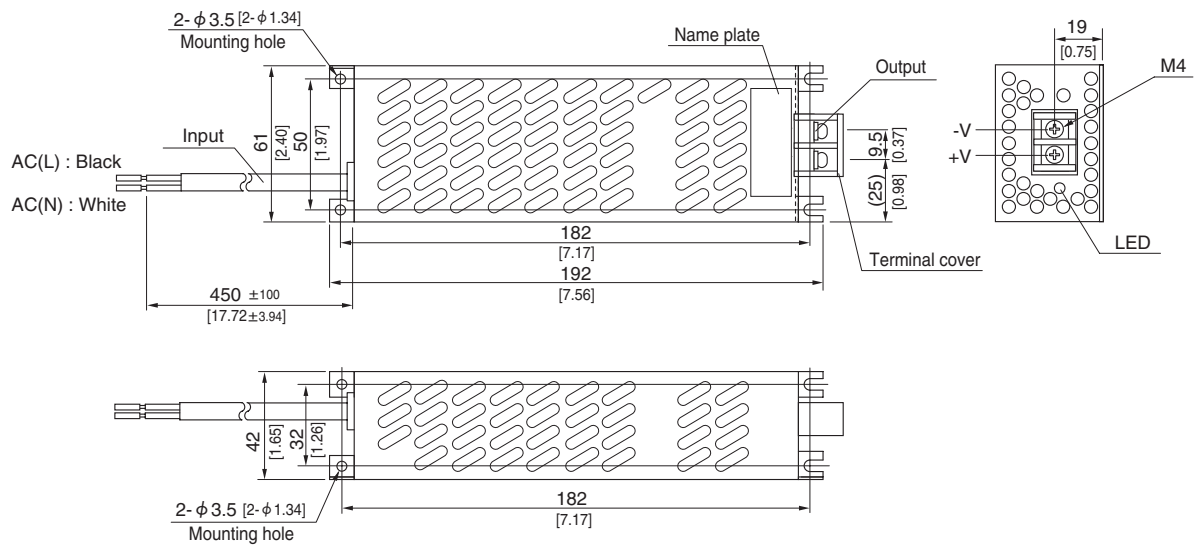
	MODEL	SPLFA75F-5	SPLFA75F-12	SPLFA75F-24	
INPUT	VOLTAGE[V]	AC85 - 264 1 φ (Refer to Instruction Manual 1.1 and 3.1) *3			
	CURRENT[A]	ACIN 100V	1.00typ (Io=100%)		
		ACIN 200V	0.50typ (Io=100%)		
	FREQUENCY[Hz]	50 / 60 (47 - 63)			
	EFFICIENCY[%]	ACIN 100V	75.0typ	80.0typ	81.5typ
		ACIN 200V	77.0typ	82.0typ	83.5typ
	POWER FACTOR (Io=100%)	ACIN 100V	0.97typ		
		ACIN 200V	0.90typ		
INRUSH CURRENT[A]	ACIN 100V	15typ (Io=100%) (At cold start) (Ta=25°C)			
	ACIN 200V	30typ (Io=100%) (At cold start) (Ta=25°C)			
LEAKAGE CURRENT[ma]	0.40 / 0.75max (ACIN 100V / 240V 60Hz, Io=100%, According to IEC60950-1 and DEN-AN)				
OUTPUT	VOLTAGE[V]	5	12	24	
	CURRENT[A]	15.0	6.3	3.2	
	LINE REGULATION[mV] *4	20max	48max	96max	
	LOAD REGULATION[mV] *4	150max	150max	150max	
	RIPPLE[mVp-p]	0 to +50°C *1	100max	120max	120max
		-10 - 0°C *1	140max	160max	160max
	RIPPLE NOISE[mVp-p]	0 to +50°C *1	250max	250max	250max
		-10 - 0°C *1	300max	300max	300max
	TEMPERATURE REGULATION[mV]	0 to +50°C	50max	120max	240max
		-10 to +50°C	60max	150max	290max
	DRIFT[mV] *2	20max	48max	96max	
	START-UP TIME[ms]	350typ (ACIN 100V, Io=100%)			
	HOLD-UP TIME[ms]	20typ (ACIN 100V, Io=100%)			
OUTPUT VOLTAGE SETTING[V]	4.90 to 5.30	11.50 to 12.50	23.00 to 25.00		
PROTECTION CIRCUIT AND OTHERS	OVERCURRENT PROTECTION	Works over 105% of rating and recovers automatically			
	OVERVOLTAGE PROTECTION[V]	5.75 to 7.00	13.80 to 16.80	27.60 to 33.60	
	OPERATING INDICATION	LED (Green)			
	REMOTE SENSING	Not provided			
	REMOTE ON/OFF	Not provided			
ISOLATION	INPUT-OUTPUT	AC3,000V 1minute, Cutoff current = 10mA, DC500V 50MΩ min (At Room Temperature)			
	INPUT-FG	AC2,000V 1minute, Cutoff current = 10mA, DC500V 50MΩ min (At Room Temperature)			
	OUTPUT-FG	AC500V 1minute, Cutoff current = 25mA, DC500V 50MΩ min (At Room Temperature)			
ENVIRONMENT	OPERATING TEMP., HUMID. AND ALTITUDE	-10 to +50°C, 20 - 90%RH (Non condensing) (Refer to DERATING CURVE), 3,000m (10,000feet) max *3			
	STORAGE TEMP., HUMID. AND ALTITUDE	-20 to +75°C, 20 - 90%RH (Non condensing), 9,000m (30,000feet) max			
	VIBRATION	10 - 55Hz, 19.6m/s ² (2G), 3minutes period, 60minutes each along X, Y and Z axis			
	IMPACT	196.1m/s ² (20G), 11ms, once each X, Y and Z axis			
SAFETY AND NOISE REGULATIONS	AGENCY APPROVALS	DEN-AN			
	CONDUCTED NOISE/POWER	Complies with DEN-AN			
	HARMONIC ATTENUATOR	Complies with IEC61000-3-2 (Please contact us for the details of class C.)			
OTHERS	CASE SIZE/WEIGHT	61 X 42 X 192mm [2.40 X 1.65 X 7.56 inches] (W X H X D) / 540g max			
	COOLING METHOD	Convection			

*1 Measured by 20MHz oscilloscope or Ripple-Noise meter (Equivalent to KEISOKU-GIKEN: RM103).
 *2 Drift is the change in DC output for an eight hour period after a half-hour warm-up at 25°C, with the input voltage held constant at the rated input/output.
 *3 Derating is required.
 *4 When two or more units are operating it may not comply with the IEC61000-3-2. Please contact us for details.
 *5 Please contact us about dynamic load and input response.
 * To meet the specifications. Do not operate over-loaded condition.
 * Parallel operation is not possible.
 * Derating is required when operated with chassis and cover.
 * Sound noise may be generated by power supply in case of pulse load.

Block diagram




External view



- ※ Tolerance : ± 1 [± 0.04]
- ※ Weight : 540g max
- ※ PCB material/thickness : CEM3 / 1.6mm [0.06]
- ※ Chassis and cover material : Electric galvanizing steel board
- ※ Dimensions in mm, []=inches
- ※ Mounting torque : M4 : 1.6N · m (16.9kgf · cm) max
- ※ Input wire : VCTF 0.75sq X2C

SPLFA100F

SPLF A 100 F -□ -□
 ① ② ③ ④ ⑤ ⑥



- ① Series name
- ② Single output
- ③ Output wattage
- ④ Universal input
- ⑤ Output voltage
- ⑥ Optional
- C : with Coating

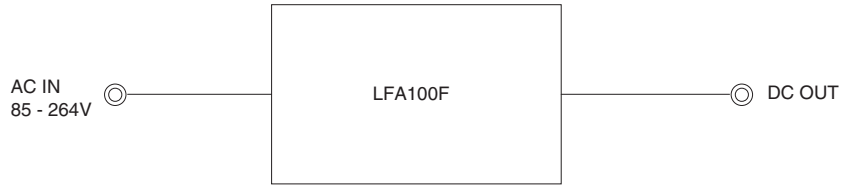
MODEL	SPLFA100F-12	SPLFA100F-24
MAX OUTPUT WATTAGE[W]	102.0	103.2
DC OUTPUT	12V 8.5A	24V 4.3A

SPECIFICATIONS

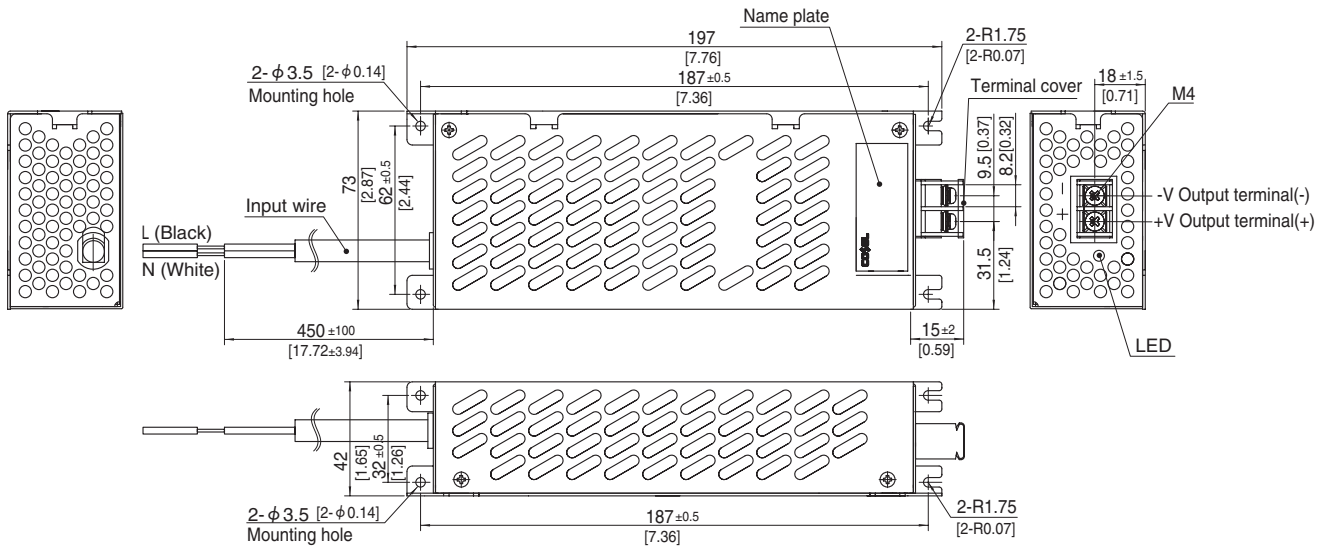
	MODEL	SPLFA100F-12	SPLFA100F-24	
INPUT	VOLTAGE[V]	AC85 - 264 1 φ (Refer to Instruction Manual 1.1 and 3.1) *3		
	CURRENT[A]	ACIN 100V	1.3typ (Io=100%)	
		ACIN 200V	0.7typ (Io=100%)	
	FREQUENCY[Hz]	50 / 60 (47 - 63)		
	EFFICIENCY[%]	ACIN 100V	80.5typ	83.0typ
		ACIN 200V	83.5typ	86.0typ
	POWER FACTOR (Io=100%)	ACIN 100V	0.97typ	
		ACIN 200V	0.90typ	
INRUSH CURRENT[A]	ACIN 100V	15typ (Io=100%) (At cold start) (Ta=25°C)		
	ACIN 200V	30typ (Io=100%) (At cold start) (Ta=25°C)		
LEAKAGE CURRENT[ma]	0.40 / 0.75max (ACIN 100V / 240V 60Hz, Io=100%, According to IEC60950-1 and DEN-AN)			
OUTPUT	VOLTAGE[V]	12	24	
	CURRENT[A]	8.5	4.3	
	LINE REGULATION[mV] *4	48max	96max	
	LOAD REGULATION[mV] *4	150max	150max	
	RIPPLE[mVp-p]	0 to +50°C *1	120max	120max
		-10 - 0°C *1	160max	160max
	RIPPLE NOISE[mVp-p]	0 to +50°C *1	250max	250max
		-10 - 0°C *1	300max	300max
	TEMPERATURE REGULATION[mV]	0 to +50°C	120max	240max
		-10 to +50°C	150max	290max
	DRIFT[mV] *2	48max	96max	
	START-UP TIME[ms]	350typ (ACIN 100V, Io=100%)		
	HOLD-UP TIME[ms]	20typ (ACIN 100V, Io=100%)		
OUTPUT VOLTAGE SETTING[V]	11.50 to 12.50	23.00 to 25.00		
PROTECTION CIRCUIT AND OTHERS	OVERCURRENT PROTECTION	Works over 105% of rating and recovers automatically		
	OVERVOLTAGE PROTECTION[V]	13.80 to 16.80	27.60 to 33.60	
	OPERATING INDICATION	LED (Green)		
	REMOTE SENSING	Not provided		
ISOLATION	REMOTE ON/OFF	Not provided		
	INPUT-OUTPUT	AC3,000V 1minute, Cutoff current = 10mA, DC500V 50MΩ min (At Room Temperature)		
	INPUT-FG	AC2,000V 1minute, Cutoff current = 10mA, DC500V 50MΩ min (At Room Temperature)		
ENVIRONMENT	OUTPUT-FG	AC500V 1minute, Cutoff current = 25mA, DC500V 50MΩ min (At Room Temperature)		
	OPERATING TEMP., HUMID. AND ALTITUDE	-10 to +50°C, 20 - 90%RH (Non condensing) (Refer to DERATING CURVE), 3,000m (10,000feet) max *3		
	STORAGE TEMP., HUMID. AND ALTITUDE	-20 to +75°C, 20 - 90%RH (Non condensing), 9,000m (30,000feet) max		
	VIBRATION	10 - 55Hz, 19.6m/s ² (2G), 3minutes period, 60minutes each along X, Y and Z axis		
SAFETY AND NOISE REGULATIONS	IMPACT	196.1m/s ² (20G), 11ms, once each X, Y and Z axis		
	AGENCY APPROVALS	DEN-AN		
	CONDUCTED NOISE/POWER	Complies with DEN-AN		
	HARMONIC ATTENUATOR	Complies with IEC61000-3-2 (Please contact us for the details of class C.)		
OTHERS	CASE SIZE/WEIGHT	73 X 42 X 197mm [2.87 X 1.65 X 7.76 inches] (W X H X D) / 670g max		
	COOLING METHOD	Convection		

*1 Measured by 20MHz oscilloscope or Ripple-Noise meter (Equivalent to KEISOKU-GIKEN: RM103).
 *2 Drift is the change in DC output for an eight hour period after a half-hour warm-up at 25°C, with the input voltage held constant at the rated input/output.
 *3 Derating is required.
 *4 When two or more units are operating it may not comply with the IEC61000-3-2. Please contact us for details.
 *5 Please contact us about dynamic load and input response.
 * To meet the specifications. Do not operate over-loaded condition.
 * Parallel operation is not possible.
 * Derating is required when operated with chassis and cover.
 * Sound noise may be generated by power supply in case of pulse load.

Block diagram




External view



- ※ Tolerance : ±1 [±0.04]
- ※ Weight : 670g max
- ※ Dimensions in mm, []=inches
- ※ Chassis material : Galvanized Steel board
- ※ Screw tightening torque : M4 : 1.6N · m (16.9kgf · cm) max
- ※ Input wire : VCTF 0.75sq X 2C

SPLFA150F

SPLF A 150 F -□ -□
 ① ② ③ ④ ⑤ ⑥



- ① Series name
- ② Single output
- ③ Output wattage
- ④ Universal input
- ⑤ Output voltage
- ⑥ Optional
- C : with Coating

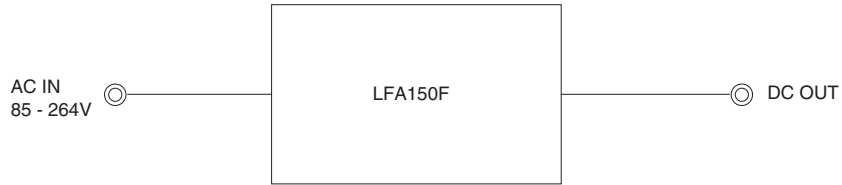
MODEL	SPLFA150F-12	SPLFA150F-24
MAX OUTPUT WATTAGE[W]	150	151.2
DC OUTPUT	12V 12.5A	24V 6.3A

SPECIFICATIONS

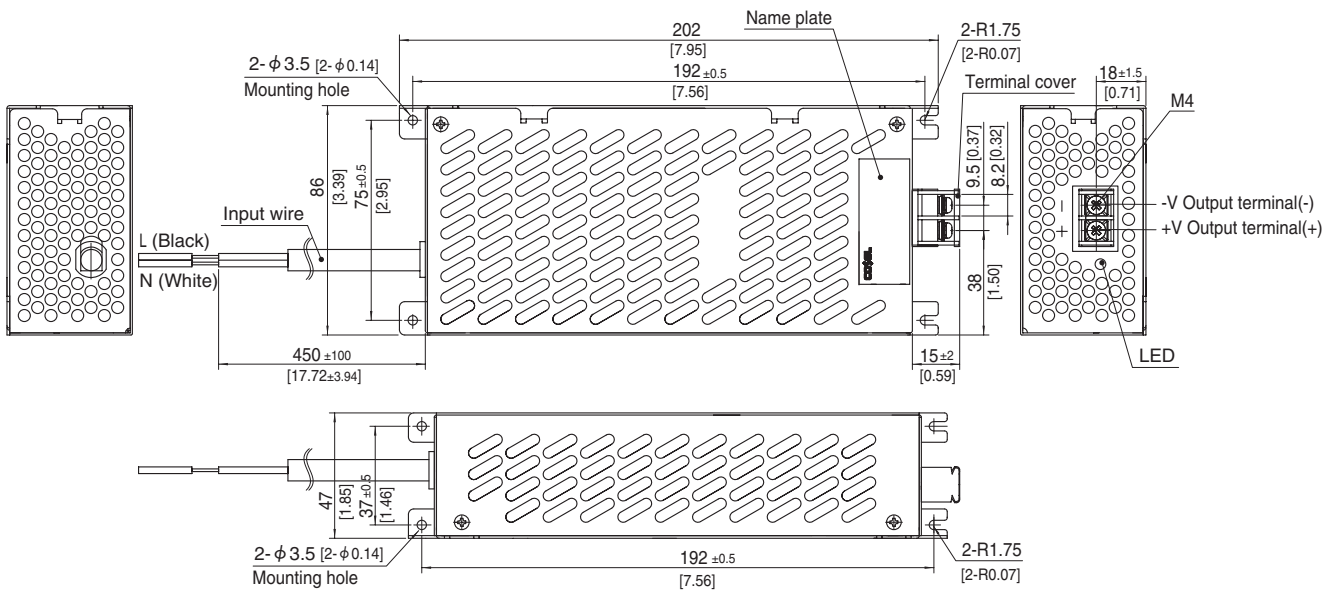
	MODEL	SPLFA150F-12	SPLFA150F-24	
INPUT	VOLTAGE[V]	AC85 - 264 1 φ (Refer to Instruction Manual 1.1 and 3.1) *3		
	CURRENT[A]	ACIN 100V	2.0typ (Io=100%)	
		ACIN 200V	1.0typ (Io=100%)	
	FREQUENCY[Hz]	50 / 60 (47 - 63)		
	EFFICIENCY[%]	ACIN 100V	81.0typ	84.0typ
		ACIN 200V	84.0typ	86.5typ
	POWER FACTOR (Io=100%)	ACIN 100V	0.97typ	
		ACIN 200V	0.90typ	
INRUSH CURRENT[A]	ACIN 100V	15typ (Io=100%) (At cold start) (Ta=25°C)		
	ACIN 200V	30typ (Io=100%) (At cold start) (Ta=25°C)		
LEAKAGE CURRENT[ma]	0.40 / 0.75max (ACIN 100V / 240V 60Hz, Io=100%, According to IEC60950-1 and DEN-AN)			
OUTPUT	VOLTAGE[V]	12	24	
	CURRENT[A]	12.5	6.3	
	LINE REGULATION[mV] *4	48max	96max	
	LOAD REGULATION[mV] *4	150max	150max	
	RIPPLE[mVp-p]	0 to +50°C *1	120max	120max
		-10 - 0°C *1	160max	160max
	RIPPLE NOISE[mVp-p]	0 to +50°C *1	250max	250max
		-10 - 0°C *1	300max	300max
	TEMPERATURE REGULATION[mV]	0 to +50°C	120max	240max
		-10 to +50°C	150max	290max
	DRIFT[mV] *2	48max	96max	
	START-UP TIME[ms]	350typ (ACIN 100V, Io=100%)		
	HOLD-UP TIME[ms]	20typ (ACIN 100V, Io=100%)		
OUTPUT VOLTAGE SETTING[V]	11.50 to 12.50	23.00 to 25.00		
PROTECTION CIRCUIT AND OTHERS	OVERCURRENT PROTECTION	Works over 105% of rating and recovers automatically		
	OVERVOLTAGE PROTECTION[V]	13.80 to 16.80	27.60 to 33.60	
	OPERATING INDICATION	LED (Green)		
	REMOTE SENSING	Not provided		
ISOLATION	REMOTE ON/OFF	Not provided		
	INPUT-OUTPUT	AC3,000V 1minute, Cutoff current = 10mA, DC500V 50MΩ min (At Room Temperature)		
	INPUT-FG	AC2,000V 1minute, Cutoff current = 10mA, DC500V 50MΩ min (At Room Temperature)		
ENVIRONMENT	OUTPUT-FG	AC500V 1minute, Cutoff current = 25mA, DC500V 50MΩ min (At Room Temperature)		
	OPERATING TEMP., HUMID. AND ALTITUDE	-10 to +50°C, 20 - 90%RH (Non condensing) (Refer to DERATING CURVE), 3,000m (10,000feet) max *3		
	STORAGE TEMP., HUMID. AND ALTITUDE	-20 to +75°C, 20 - 90%RH (Non condensing), 9,000m (30,000feet) max		
SAFETY AND NOISE REGULATIONS	VIBRATION	10 - 55Hz, 19.6m/s ² (2G), 3minutes period, 60minutes each along X, Y and Z axis		
	IMPACT	196.1m/s ² (20G), 11ms, once each X, Y and Z axis		
OTHERS	AGENCY APPROVALS	DEN-AN		
	CONDUCTED NOISE/POWER	Complies with DEN-AN		
	HARMONIC ATTENUATOR	Complies with IEC61000-3-2 (Please contact us for the details of class C.)		
OTHERS	CASE SIZE/WEIGHT	86×47×202mm [3.39×1.85×7.95 inches] (W×H×D) / 850g max		
	COOLING METHOD	Convection		

*1 Measured by 20MHz oscilloscope or Ripple-Noise meter (Equivalent to KEISOKU-GIKEN: RM103).
 *2 Drift is the change in DC output for an eight hour period after a half-hour warm-up at 25°C, with the input voltage held constant at the rated input/output.
 *3 Derating is required.
 *4 When two or more units are operating it may not comply with the IEC61000-3-2. Please contact us for details.
 *5 Please contact us about dynamic load and input response.
 * To meet the specifications. Do not operate over-loaded condition.
 * Parallel operation is not possible.
 * Derating is required when operated with chassis and cover.
 * Sound noise may be generated by power supply in case of pulse load.

Block diagram



External view



- ※ Tolerance : ± 1 [± 0.04]
- ※ Weight : 850g max
- ※ Dimensions in mm, []=inches
- ※ Chassis material : Galvanized Steel board
- ※ Screw tightening torque : M4 : 1.6N · m (16.9kgf · cm) max
- ※ Input wire : VCTF 0.75sq X 2C

Mouser Electronics

Authorized Distributor

Click to View Pricing, Inventory, Delivery & Lifecycle Information:

Cosel:

[SPLFA50F-24](#) [SPLFA75F-12](#) [SPLFA75F-24-C](#) [SPLFA30F-5-C](#) [SPLFA30F-24](#) [SPLFA75F-24](#) [SPLFA50F-5-C](#)
[SPLFA30F-12-C](#) [SPLFA30F-5](#) [SPLFA50F-12-C](#) [SPLFA30F-24-C](#) [SPLFA75F-5](#) [SPLFA50F-24-C](#) [SPLFA50F-12](#)
[SPLFA75F-5-C](#) [SPLFA50F-5](#) [SPLFA30F-12](#) [SPLFA75F-12-C](#)

Компания «Океан Электроники» предлагает заключение долгосрочных отношений при поставках импортных электронных компонентов на взаимовыгодных условиях!

Наши преимущества:

- Поставка оригинальных импортных электронных компонентов напрямую с производств Америки, Европы и Азии, а так же с крупнейших складов мира;
- Широкая линейка поставок активных и пассивных импортных электронных компонентов (более 30 млн. наименований);
- Поставка сложных, дефицитных, либо снятых с производства позиций;
- Оперативные сроки поставки под заказ (от 5 рабочих дней);
- Экспресс доставка в любую точку России;
- Помощь Конструкторского Отдела и консультации квалифицированных инженеров;
- Техническая поддержка проекта, помощь в подборе аналогов, поставка прототипов;
- Поставка электронных компонентов под контролем ВП;
- Система менеджмента качества сертифицирована по Международному стандарту ISO 9001;
- При необходимости вся продукция военного и аэрокосмического назначения проходит испытания и сертификацию в лаборатории (по согласованию с заказчиком);
- Поставка специализированных компонентов военного и аэрокосмического уровня качества (Xilinx, Altera, Analog Devices, Intersil, Interpoint, Microsemi, Actel, Aeroflex, Peregrine, VPT, Syfer, Eurofarad, Texas Instruments, MS Kennedy, Miteq, Cobham, E2V, MA-COM, Hittite, Mini-Circuits, General Dynamics и др.);

Компания «Океан Электроники» является официальным дистрибьютором и эксклюзивным представителем в России одного из крупнейших производителей разъемов военного и аэрокосмического назначения «JONHON», а так же официальным дистрибьютором и эксклюзивным представителем в России производителя высокотехнологичных и надежных решений для передачи СВЧ сигналов «FORSTAR».



JONHON

«JONHON» (основан в 1970 г.)

Разъемы специального, военного и аэрокосмического назначения:

(Применяются в военной, авиационной, аэрокосмической, морской, железнодорожной, горно- и нефтедобывающей отраслях промышленности)

«FORSTAR» (основан в 1998 г.)

ВЧ соединители, коаксиальные кабели, кабельные сборки и микроволновые компоненты:

(Применяются в телекоммуникациях гражданского и специального назначения, в средствах связи, РЛС, а так же военной, авиационной и аэрокосмической отраслях промышленности).



Телефон: 8 (812) 309-75-97 (многоканальный)

Факс: 8 (812) 320-03-32

Электронная почта: ocean@oceanchips.ru

Web: <http://oceanchips.ru/>

Адрес: 198099, г. Санкт-Петербург, ул. Калинина, д. 2, корп. 4, лит. А