

# Hermetically Sealed Threaded Case Filters

This series of filters features hermetic glass seals and high EMI filtering performance. They are excellent for critical applications that demand high reliability in the toughest environmental conditions and provide broadband high performance EMI filtering from 10 KHz to over 10 GHz.

## Features

- Popular .375", .410" and .690" case diameters
- Voltage ratings from 50 VDC to 400 VDC/240 VAC, 400 Hz
- Filter configurations available: C, L, Pi, T and double T
- MIL-F-15733 and MIL-F-28861 QPL filters available



Low Pass Filters

Thread length: A - 0.187 (4.76) B - 0.312 (7.92)

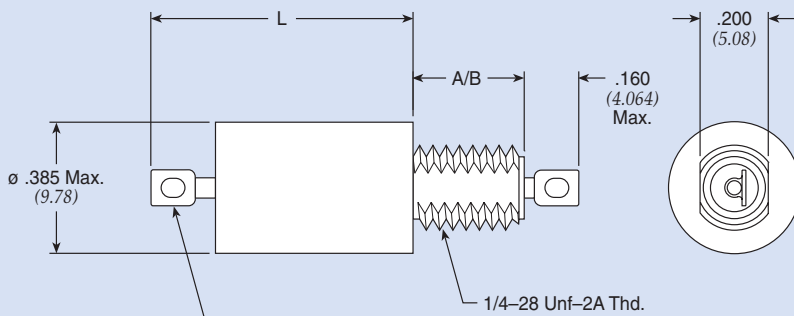


Figure 1



Figure 2

Dimensions in inches (mm)

Note: ø .410 Max. for M28861 parts

# Hermetically Sealed Threaded Case Filters

## .375 ø C Circuit Standard

| Part Number     | MIL No | See Pg. 84 for Fig. | Rated Voltage |    |       |     | I Amp | Min Cap µF | DCR Max Ohms | Max L |          | Thd Lgth | Minimum Insertion Loss (dB) |         |         |       |        |         |       |
|-----------------|--------|---------------------|---------------|----|-------|-----|-------|------------|--------------|-------|----------|----------|-----------------------------|---------|---------|-------|--------|---------|-------|
|                 |        |                     | 85°C          |    | 125°C |     |       |            |              | In    | (mm)     |          | 30 KHz                      | 150 KHz | 300 KHz | 1 MHz | 10 MHz | 100 MHz | 1 GHz |
|                 |        |                     | DC            | AC | DC    | AC  |       |            |              |       |          |          |                             |         |         |       |        |         |       |
| † 54-367-008    | —      | 1                   | 80            | —  | 50    | —   | 15    | 1.400      | 0.005        | 0.387 | (9.830)  | A        | 15                          | 28      | 33      | 44    | 60     | 70      | 70    |
| 54-370-007      | —      | 1                   | 80            | —  | 50    | —   | 15    | 2.800      | 0.005        | 0.576 | (14.630) | A        | 20                          | 34      | 39      | 50    | 60     | 70      | 70    |
| 54-371-001      | —      | 1                   | 80            | —  | 50    | —   | 15    | 4.000      | 0.005        | 0.688 | (17.475) | A        | 26                          | 40      | 46      | 55    | 60     | 70      | 70    |
| 54-367-005      | —      | 1                   | 150           | —  | 100   | —   | 15    | 0.450      | 0.005        | 0.387 | (9.830)  | A        | 6                           | 19      | 25      | 36    | 55     | 70      | 70    |
| † 9920-100-6002 | —      | 1                   | 200           | —  | 150   | 125 | 15    | 0.150      | 0.005        | 0.387 | (9.830)  | A        | —                           | 6       | 15      | 26    | 42     | 55      | 70    |
| 54-367-007      | —      | 1                   | 250           | —  | 200   | 125 | 15    | 0.015      | 0.005        | 0.387 | (9.830)  | A        | —                           | —       | —       | 6     | 25     | 45      | 50    |
| † 54-367-006    | —      | 1                   | 250           | —  | 200   | 125 | 15    | 0.250      | 0.005        | 0.387 | (9.830)  | A        | —                           | 14      | 19      | 30    | 50     | 65      | 70    |
| 54-370-006      | —      | 1                   | 250           | —  | 200   | 125 | 15    | 0.500      | 0.005        | 0.630 | (16.002) | A        | 7                           | 20      | 28      | 39    | 55     | 70      | 70    |
| 9923-100-6004   | —      | 1                   | 400           | —  | 400   | 240 | 15    | 0.060      | 0.005        | 0.415 | (10.541) | A        | —                           | 5       | 10      | 18    | 38     | 55      | 70    |

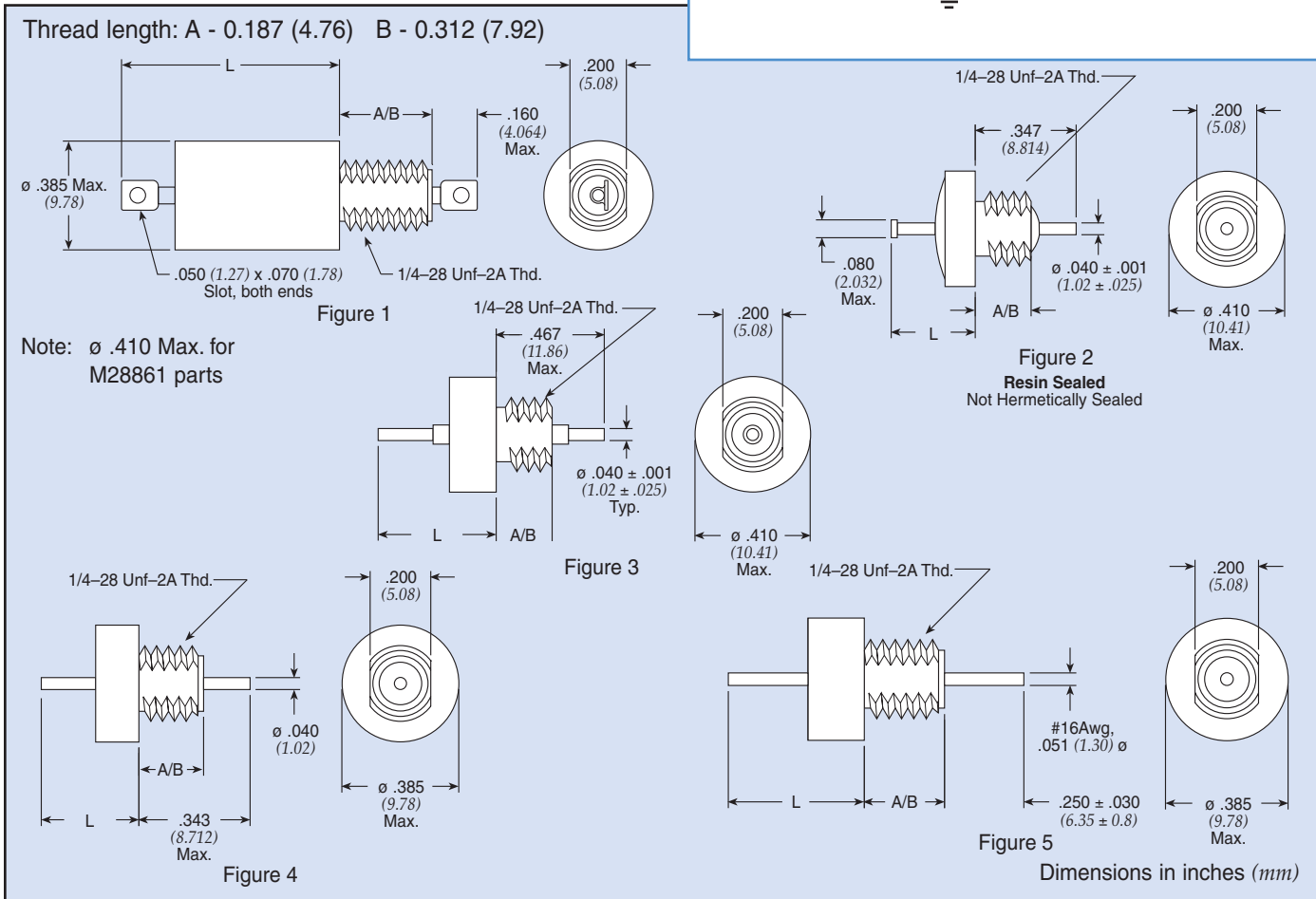
## .375 ø C Circuit MIL Qualified (See MIL index on page 244-246 for complete MIL part number listing)

| Part Number | M15733 M28861 MIL No | See Pg. 84 for Fig. | Rated Voltage |    |       |     | I Amp | Min Cap µF | DCR Max Ohms | Max L |          | Thd Lgth | Minimum Insertion Loss (dB) |         |         |       |        |         |       |
|-------------|----------------------|---------------------|---------------|----|-------|-----|-------|------------|--------------|-------|----------|----------|-----------------------------|---------|---------|-------|--------|---------|-------|
|             |                      |                     | 85°C          |    | 125°C |     |       |            |              | In    | (mm)     |          | 30 KHz                      | 150 KHz | 300 KHz | 1 MHz | 10 MHz | 100 MHz | 1 GHz |
|             |                      |                     | DC            | AC | DC    | AC  |       |            |              |       |          |          |                             |         |         |       |        |         |       |
| 54-367-054  | 1-012                | 1                   | —             | —  | 50    | —   | 15    | 1.200      | 0.008        | 0.410 | (10.414) | B        | 15                          | 28      | 33      | 40    | 40     | 70      | 70    |
| 54-367-049  | 1-002                | 1                   | —             | —  | 50    | —   | 15    | 1.200      | 0.008        | 0.410 | (10.414) | A        | 15                          | 28      | 33      | 40    | 40     | 70      | 70    |
| 54-370-032  | 49-0008              | 1                   | —             | —  | 50    | —   | 15    | 2.100      | 0.010        | 0.576 | (14.630) | A        | 20                          | 33      | 40      | 50    | 65     | 70      | 70    |
| 54-367-055  | 1-014                | 1                   | —             | —  | 70    | —   | 15    | 0.700      | 0.008        | 0.410 | (10.414) | B        | 10                          | 24      | 30      | 40    | 40     | 64      | 70    |
| 54-370-030  | 34-0035              | 2                   | —             | —  | 100   | —   | 10    | 0.300      | 0.004        | 0.474 | (12.040) | A        | 7                           | 19      | 25      | 35    | 55     | 70      | 70    |
| 54-367-051  | 1-006                | 1                   | —             | —  | 100   | —   | 15    | 0.450      | 0.008        | 0.410 | (10.414) | A        | 6                           | 19      | 25      | 36    | 40     | 60      | 70    |
| 54-367-056  | 1-016                | 1                   | —             | —  | 100   | —   | 15    | 0.450      | 0.008        | 0.410 | (10.414) | B        | 6                           | 19      | 25      | 36    | 40     | 60      | 70    |
| 54-367-057  | 1-018                | 1                   | —             | —  | 150   | —   | 15    | 0.250      | 0.008        | 0.410 | (10.414) | B        | —                           | 14      | 20      | 31    | 40     | 56      | 70    |
| 54-367-053  | 1-010                | 1                   | —             | —  | 200   | 125 | 15    | 0.150      | 0.008        | 0.410 | (10.414) | A        | —                           | 10      | 16      | 26    | 40     | 52      | 70    |
| 54-367-058  | 1-020                | 1                   | —             | —  | 200   | 125 | 15    | 0.150      | 0.008        | 0.410 | (10.414) | B        | —                           | 10      | 16      | 26    | 40     | 52      | 70    |
| 54-370-034  | 49-0010              | 1                   | —             | —  | 330   | —   | 15    | 0.062      | 0.004        | 0.680 | (17.272) | A        | —                           | 2       | 7       | 17    | 37     | 55      | 70    |

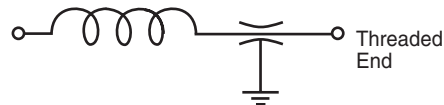
† Also available through Spectrum Control's authorized distributors.

# Hermetically Sealed Threaded Case Filters

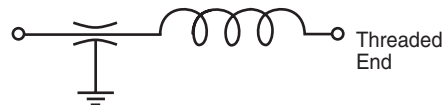
## .375 ø L Circuit



## L-C Filter LT



## L-C Filter LB



## .375 ø L Standard Low Profile

| Part Number     | MIL No | Figure           | Rated Voltage |         |          |          | I Amp | Min Cap µF | DCR Max Ohms | CKT | Max L In | Max L (mm) | Thd Lgth | Minimum Insertion Loss (dB) |         |         |       |        |         |       |
|-----------------|--------|------------------|---------------|---------|----------|----------|-------|------------|--------------|-----|----------|------------|----------|-----------------------------|---------|---------|-------|--------|---------|-------|
|                 |        |                  | 85°C DC       | 85°C AC | 125°C DC | 125°C AC |       |            |              |     |          |            |          | 30 KHz                      | 150 KHz | 300 KHz | 1 MHz | 10 MHz | 100 MHz | 1 GHz |
| † 9051-100-0000 | —      | 1                | 80            | —       | 50       | —        | 15    | 1.200      | 0.005        | LB  | 0.370    | (9.398)    | A        | 15                          | 25      | 34      | 44    | 60     | 70      | 70    |
| † 51-359-001 €  | —      | 1                | 80            | —       | 50       | —        | 15    | 1.400      | 0.005        | LB  | 0.370    | (9.398)    | A        | 15                          | 28      | 33      | 44    | 60     | 70      | 70    |
| SCI-1021-000    | —      | 2*               | 80            | —       | 50       | —        | 15    | 1.400      | 0.003        | LB  | 0.280    | (7.112)    | A        | 15                          | 28      | 33      | 44    | 60     | 70      | 70    |
| † 9053-100-0001 | —      | 1                | 80            | —       | 50       | —        | 15    | 1.400      | 0.005        | LB  | 0.370    | (9.398)    | A        | 15                          | 25      | 34      | 44    | 60     | 70      | 70    |
| † 51-717-001 €  | —      | 2*               | 80            | —       | 50       | —        | 15    | 1.400      | 0.005        | LB  | 0.325    | (8.255)    | A        | 15                          | 28      | 33      | 44    | 60     | 70      | 70    |
| 51-344-006      | —      | 4                | 80            | —       | 50       | —        | 15    | 1.400      | 0.005        | LB  | 0.330    | (8.382)    | A        | 15                          | 28      | 33      | 44    | 60     | 70      | 70    |
| † SCI-1020-000  | —      | 1                | 80            | —       | 50       | —        | 15    | 1.400      | 0.003        | LB  | 0.370    | (9.398)    | A        | 15                          | 28      | 33      | 44    | 60     | 70      | 70    |
| SCI-1021-020    | —      | 2 <sup>0</sup> * | 80            | —       | 50       | —        | 15    | 1.400      | 0.003        | LB  | 0.280    | (7.112)    | B        | 15                          | 28      | 33      | 44    | 60     | 70      | 70    |
| † SCI-1020-020  | —      | 1                | 80            | —       | 50       | —        | 15    | 1.400      | 0.003        | LB  | 0.370    | (9.398)    | B        | 15                          | 28      | 33      | 44    | 60     | 70      | 70    |
| SCI-1150-001    | —      | 1                | 80            | —       | 50       | —        | 15    | 2.800      | 0.003        | LB  | 0.450    | (11.430)   | B        | 20                          | 34      | 40      | 49    | 60     | 70      | 70    |
| 9051-101-0018   | —      | 5                | 80            | —       | 50       | —        | 25    | 1.400      | 0.001        | LB  | 0.450    | (11.430)   | A        | 15                          | 25      | 34      | 44    | 60     | 70      | 70    |
| † 9053-100-0008 | —      | 1                | 100           | —       | 70       | —        | 15    | 0.700      | 0.005        | LB  | 0.370    | (9.398)    | A        | 9                           | 20      | 29      | 39    | 52     | 70      | 70    |

\* Part is resin sealed, this is not a hermetic part.

† Also available through Spectrum Control's authorized distributors.

€ Also available through Spectrum Control's authorized European distributors/agents.

◇ Note: 0.462" (11.73mm) length from mounting surface to end of lead — not 0.347" (8.8mm).

# Hermetically Sealed Threaded Case Filters

## L-C Filter LT



## L-C Filter LB



### .375 ø L Standard Low Profile *continued*

| Part Number    | MIL No | See Pg. 86 for Fig | Rated Voltage |     |       |     | I Amp | Min Cap µF | DCR Max Ohms | CKT | Max L |          | Thd Lgth | Minimum Insertion Loss (dB) |         |         |       |        |         |       |
|----------------|--------|--------------------|---------------|-----|-------|-----|-------|------------|--------------|-----|-------|----------|----------|-----------------------------|---------|---------|-------|--------|---------|-------|
|                |        |                    | 85°C          |     | 125°C |     |       |            |              |     | In    | (mm)     |          | 30 KHz                      | 150 KHz | 300 KHz | 1 MHz | 10 MHz | 100 MHz | 1 GHz |
|                |        |                    | DC            | AC  | DC    | AC  |       |            |              |     |       |          |          |                             |         |         |       |        |         |       |
| †9050-100-0008 | —      | 2*                 | 100           | —   | 70    | —   | 15    | 0.750      | 0.005        | LB  | 0.325 | (8.255)  | A        | 9                           | 20      | 29      | 39    | 52     | 70      | 70    |
| †9053-100-0002 | —      | 1                  | 150           | —   | 100   | —   | 15    | 0.500      | 0.005        | LB  | 0.370 | (9.398)  | A        | 4                           | 12      | 21      | 31    | 48     | 70      | 70    |
| SCI-1250-001   | —      | 1                  | 150           | —   | 100   | —   | 15    | 0.500      | 0.003        | LB  | 0.450 | (11.430) | B        | 8                           | 20      | 25      | 34    | 50     | 64      | 70    |
| €SCI-2150-000  | —      | 1                  | 150           | —   | 100   | —   | 15    | 1.000      | 0.003        | LB  | 0.450 | (11.430) | A        | 10                          | 25      | 30      | 41    | 56     | 70      | 70    |
| SCI-2150-001   | —      | 1                  | 150           | —   | 100   | —   | 15    | 1.000      | 0.003        | LB  | 0.450 | (11.430) | B        | 10                          | 25      | 30      | 41    | 56     | 70      | 70    |
| †51-717-007    | —      | 2*                 | 250           | 125 | 200   | 125 | 15    | 0.015      | 0.005        | LB  | 0.325 | (8.255)  | A        | —                           | —       | —       | 6     | 25     | 38      | 45    |
| †51-359-007    | —      | 1                  | 250           | 125 | 200   | 125 | 15    | 0.015      | 0.005        | LB  | 0.370 | (9.398)  | A        | —                           | —       | —       | 6     | 25     | 38      | 50    |
| 9050-100-0011  | —      | 2                  | 350           | 125 | 300   | 125 | 15    | 0.150      | 0.008        | LB  | 0.325 | (8.255)  | A        | —                           | 10      | 15      | 25    | 40     | 52      | 60    |
| €SCI-2350-000  | —      | 1                  | 300           | 125 | 300   | 125 | 15    | 0.250      | 0.003        | LB  | 0.450 | (11.430) | A        | 4                           | 15      | 21      | 31    | 50     | 70      | 70    |
| SCI-2350-001   | —      | 1                  | 300           | 125 | 300   | 125 | 15    | 0.250      | 0.003        | LB  | 0.450 | (11.430) | B        | 4                           | 15      | 21      | 31    | 50     | 70      | 70    |

\* Part is resin sealed, this is not a hermetic part.

### .375 ø L Circuit MIL Qualified Low Profile

(See MIL index on page 244-246 for complete MIL part number listing)

| Part Number | M15733 M28861 MIL No | See Pg. 86 for Fig | Rated Voltage |    |       |     | I Amp | Min Cap µF | DCR Max Ohms | CKT | Max L |          | Thd Lgth | Minimum Insertion Loss (dB) |         |         |       |        |         |       |
|-------------|----------------------|--------------------|---------------|----|-------|-----|-------|------------|--------------|-----|-------|----------|----------|-----------------------------|---------|---------|-------|--------|---------|-------|
|             |                      |                    | 85°C          |    | 125°C |     |       |            |              |     | In    | (mm)     |          | 30 KHz                      | 150 KHz | 300 KHz | 1 MHz | 10 MHz | 100 MHz | 1 GHz |
|             |                      |                    | DC            | AC | DC    | AC  |       |            |              |     |       |          |          |                             |         |         |       |        |         |       |
| †51-359-021 | 38-0004              | 1                  | —             | —  | 50    | —   | 10    | 1.400      | 0.008        | LB  | 0.370 | (9.398)  | A        | 15                          | 28      | 33      | 44    | 60     | 70      | 70    |
| †51-359-024 | 38-0005              | 1                  | 80            | —  | 50    | —   | 10    | 1.400      | 0.008        | LB  | 0.370 | (9.398)  | A        | 15                          | 28      | 33      | 44    | 60     | 70      | 70    |
| †51-359-051 | 58-0001              | 1                  | 80            | —  | 50    | —   | 10    | 1.400      | 0.008        | LB  | 0.545 | (13.843) | A        | 15                          | 28      | 33      | 44    | 60     | 70      | 70    |
| 51-359-105  | 58-0004              | 1                  | 80            | —  | 50    | —   | 10    | 1.400      | 0.008        | LT  | 0.545 | (13.843) | B        | 15                          | 28      | 33      | 44    | 60     | 70      | 70    |
| †51-359-044 | 49-0006              | 1                  | 100           | —  | 50    | —   | 15    | 1.200      | 0.010        | LB  | 0.370 | (9.398)  | A        | 15                          | 28      | 33      | 44    | 60     | 70      | 70    |
| †51-359-055 | 49-0007              | 3                  | 100           | —  | 50    | —   | 15    | 1.200      | 0.010        | LB  | 0.450 | (11.43)  | A        | 15                          | 28      | 33      | 44    | 60     | 70      | 70    |
| 51-359-081  | 1-001                | 1                  | —             | —  | 50    | —   | 15    | 1.400      | 0.008        | LB  | 0.410 | (10.414) | A        | 15                          | 28      | 33      | 40    | 40     | 70      | 70    |
| 51-359-086  | 1-011                | 1                  | —             | —  | 50    | —   | 15    | 1.400      | 0.008        | LB  | 0.410 | (10.414) | B        | 15                          | 28      | 33      | 40    | 40     | 70      | 70    |
| †51-359-053 | 49-0001              | 4                  | 100           | —  | 50    | —   | 15    | 0.680      | 0.010        | LB  | 0.319 | (8.103)  | A        | 8                           | 20      | 28      | 38    | 55     | 70      | 70    |
| 51-359-082  | 1-003                | 1                  | —             | —  | 70    | —   | 15    | 0.700      | 0.008        | LB  | 0.410 | (10.414) | A        | 10                          | 24      | 30      | 40    | 40     | 64      | 70    |
| 51-359-083  | 1-005                | 1                  | —             | —  | 100   | —   | 15    | 0.450      | 0.008        | LB  | 0.410 | (10.414) | A        | 6                           | 19      | 25      | 36    | 40     | 60      | 70    |
| 51-359-088  | 1-015                | 1                  | —             | —  | 100   | —   | 15    | 0.450      | 0.008        | LB  | 0.410 | (10.414) | B        | 6                           | 19      | 25      | 36    | 40     | 60      | 70    |
| 51-359-084  | 1-007                | 1                  | —             | —  | 150   | —   | 15    | 0.250      | 0.008        | LB  | 0.410 | (10.414) | A        | —                           | 14      | 20      | 31    | 40     | 56      | 70    |
| 51-359-050  | 38-0008              | 1                  | —             | —  | 200   | 125 | 15    | 0.030      | 0.008        | LB  | 0.370 | (9.398)  | A        | —                           | —       | —       | 6     | 25     | 42      | 60    |
| 51-359-085  | 1-009                | 1                  | —             | —  | 200   | 125 | 15    | 0.150      | 0.008        | LB  | 0.410 | (10.414) | A        | —                           | 10      | 16      | 26    | 40     | 52      | 70    |
| 51-359-090  | 1-019                | 1                  | —             | —  | 200   | 125 | 15    | 0.150      | 0.008        | LB  | 0.410 | (10.414) | B        | —                           | 10      | 16      | 26    | 40     | 52      | 70    |

† Also available through Spectrum Control's authorized distributors.

€ Also available through Spectrum Control's authorized European distributors/agents.

# Hermetically Sealed Threaded Case Filters

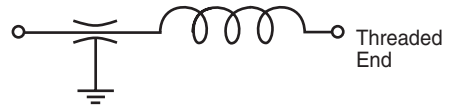
## .375 ø L Circuit



### L-C Filter LT



### L-C Filter LB



Low Pass Filters

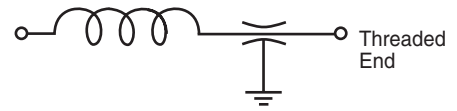
## .375 ø L Circuit Standard Product

| Part Number    | MIL No | Figure | Rated Voltage |    |       |    | I Amp | Min Cap µF | DCR Max Ohms | CKT | Max L In | Max L (mm) | Thd Lgth | Minimum Insertion Loss (dB) |         |         |       |        |         |       |
|----------------|--------|--------|---------------|----|-------|----|-------|------------|--------------|-----|----------|------------|----------|-----------------------------|---------|---------|-------|--------|---------|-------|
|                |        |        | 85°C          |    | 125°C |    |       |            |              |     |          |            |          | 30 KHz                      | 150 KHz | 300 KHz | 1 MHz | 10 MHz | 100 MHz | 1 GHz |
|                |        |        | DC            | AC | DC    | AC |       |            |              |     |          |            |          |                             |         |         |       |        |         |       |
| 51-353-007     | —      | 1      | 80            | —  | 50    | —  | 0.06  | 1.400      | 70.000       | LB  | 0.770    | (19.558)   | A        | 44                          | 70      | 70      | 70    | 70     | 70      | 70    |
| 51-353-095     | —      | 1      | 80            | —  | 50    | —  | 0.15  | 1.400      | 12.000       | LT  | 0.960    | (24.384)   | A        | 21                          | 52      | 64      | 70    | 70     | 70      | 70    |
| 51-353-003     | —      | 1      | 80            | —  | 50    | —  | 0.45  | 1.400      | 1.200        | LB  | 0.770    | (19.558)   | A        | 16                          | 31      | 37      | 55    | 70     | 70      | 70    |
| 51-353-099     | —      | 1      | 80            | —  | 50    | —  | 1.00  | 1.400      | 0.250        | LT  | 0.770    | (19.558)   | A        | 16                          | 33      | 44      | 70    | 70     | 70      | 70    |
| 51-353-100     | —      | 1      | 80            | —  | 50    | —  | 5.00  | 1.400      | 0.015        | LT  | 0.770    | (19.558)   | A        | 15                          | 28      | 33      | 46    | 70     | 70      | 70    |
| †9200-300-0025 | —      | 1      | 80            | —  | 50    | —  | 10.00 | 1.200      | 0.010        | LB  | 0.450    | (11.430)   | A        | 15                          | 28      | 33      | 44    | 60     | 70      | 70    |

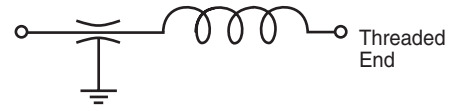
† Also available through Spectrum Control's authorized distributors.

# Hermetically Sealed Threaded Case Filters

## L-C Filter LT



## L-C Filter LB



### .375 ø L Circuit Standard Product *continued*

| Part Number    | MIL No | See Pg. 88 for Fig | Rated Voltage |    |       |     | I Amp | Min Cap µF | DCR Max Ohms | CKT | Max L |          | Thd Lgth | Minimum Insertion Loss (dB) |         |         |       |        |         |       |
|----------------|--------|--------------------|---------------|----|-------|-----|-------|------------|--------------|-----|-------|----------|----------|-----------------------------|---------|---------|-------|--------|---------|-------|
|                |        |                    | 85°C          |    | 125°C |     |       |            |              |     | In    | (mm)     |          | 30 KHz                      | 150 KHz | 300 KHz | 1 MHz | 10 MHz | 100 MHz | 1 GHz |
|                |        |                    | DC            | AC | DC    | AC  |       |            |              |     |       |          |          |                             |         |         |       |        |         |       |
| †9200-303-0095 | —      | 1                  | 80            | —  | 50    | —   | 10.00 | 1.200      | 0.010        | LB  | 0.450 | (11.430) | B        | 15                          | 28      | 33      | 44    | 60     | 70      | 70    |
| 51-353-101     | —      | 1                  | 80            | —  | 50    | —   | 10.00 | 1.400      | 0.010        | LT  | 0.450 | (11.430) | A        | 14                          | 28      | 33      | 44    | 60     | 70      | 70    |
| 51-353-109     | —      | 1                  | 80            | —  | 50    | —   | 10.00 | 1.400      | 0.010        | LT  | 0.450 | (11.430) | B        | 15                          | 28      | 33      | 44    | 60     | 70      | 70    |
| 51-353-120     | —      | 1                  | 150           | —  | 100   | —   | 1.00  | 0.750      | 0.250        | LB  | 0.758 | (19.253) | A        | 9                           | 27      | 36      | 57    | 70     | 70      | 70    |
| 9000-103-0019  | —      | 1                  | 150           | —  | 100   | —   | 5.00  | 0.450      | 0.015        | LT  | 0.758 | (19.253) | B        | 6                           | 20      | 26      | 37    | 68     | 70      | 70    |
| SCI-2120-014   | —      | 1                  | 150           | —  | 100   | —   | 10.00 | 1.000      | 0.003        | LB  | 0.450 | (11.430) | B        | 14                          | 28      | 34      | 44    | 52     | 70      | 70    |
| 51-353-110     | —      | 1                  | 250           | —  | 200   | 125 | 1.00  | 0.250      | 0.250        | LT  | 0.758 | (19.253) | A        | —                           | 17      | 29      | 50    | 70     | 70      | 70    |
| †51-353-111    | —      | 1                  | 250           | —  | 200   | 125 | 1.00  | 0.250      | 0.250        | LB  | 0.758 | (19.253) | A        | —                           | 17      | 29      | 50    | 70     | 70      | 70    |
| 51-353-112     | —      | 1                  | 250           | —  | 200   | 125 | 3.00  | 0.250      | 0.050        | LT  | 0.758 | (19.253) | A        | —                           | 13      | 20      | 35    | 70     | 70      | 70    |
| †51-353-113    | —      | 1                  | 250           | —  | 200   | 125 | 3.00  | 0.250      | 0.050        | LB  | 0.758 | (19.253) | A        | —                           | 13      | 20      | 35    | 70     | 70      | 70    |
| 51-353-114     | —      | 1                  | 250           | —  | 200   | 125 | 5.00  | 0.250      | 0.015        | LT  | 0.758 | (19.253) | A        | —                           | 12      | 20      | 30    | 62     | 70      | 70    |
| 51-353-116     | —      | 1                  | 250           | —  | 200   | 125 | 10.00 | 0.250      | 0.010        | LT  | 0.450 | (11.430) | A        | —                           | 15      | 20      | 30    | 50     | 70      | 70    |
| SCI-2320-010   | —      | 1                  | 300           | —  | 300   | 125 | 0.50  | 0.150      | 1.000        | LB  | 0.758 | (19.253) | B        | —                           | 23      | 35      | 56    | 70     | 70      | 70    |
| SCI-2320-004   | —      | 1                  | 300           | —  | 300   | 125 | 1.00  | 0.150      | 0.250        | LB  | 0.758 | (19.253) | A        | —                           | 10      | 21      | 41    | 70     | 70      | 70    |
| SCI-2320-005   | —      | 1                  | 300           | —  | 300   | 125 | 2.00  | 0.150      | 0.063        | LB  | 0.758 | (19.253) | A        | —                           | 8       | 14      | 30    | 70     | 70      | 70    |
| SCI-2320-006   | —      | 1                  | 300           | —  | 300   | 125 | 3.00  | 0.150      | 0.027        | LB  | 0.758 | (19.253) | A        | —                           | 8       | 14      | 26    | 64     | 70      | 70    |
| SCI-2320-007   | —      | 1                  | 300           | —  | 300   | 125 | 10.00 | 0.150      | 0.003        | LB  | 0.450 | (11.430) | A        | —                           | 8       | 14      | 25    | 45     | 52      | 70    |
| SCI-2320-014   | —      | 1                  | 300           | —  | 300   | 125 | 10.00 | 0.150      | 0.003        | LB  | 0.450 | (11.430) | B        | —                           | 8       | 14      | 25    | 45     | 52      | 70    |

Low Pass Filters

### .375 ø L Circuit MIL Qualified Profile

(See MIL index on pages 244-246 for complete MIL part number listing)

| Part Number | M15733 MIL No | See Pg. 88 for Fig | Rated Voltage |    |       |    | I Amp | Min Cap µF | DCR Max Ohms | CKT | Max L |          | Thd Lgth | Minimum Insertion Loss (dB) |         |         |       |        |         |       |
|-------------|---------------|--------------------|---------------|----|-------|----|-------|------------|--------------|-----|-------|----------|----------|-----------------------------|---------|---------|-------|--------|---------|-------|
|             |               |                    | 85°C          |    | 125°C |    |       |            |              |     | In    | (mm)     |          | 30 KHz                      | 150 KHz | 300 KHz | 1 MHz | 10 MHz | 100 MHz | 1 GHz |
|             |               |                    | DC            | AC | DC    | AC |       |            |              |     |       |          |          |                             |         |         |       |        |         |       |
| 51-390-018  | 23-0026       | 1                  | —             | —  | 50    | —  | 0.50  | 1.400      | 0.360        | LB  | 0.630 | (16.002) | A        | 12                          | 36      | 48      | 69    | 70     | 70      | 70    |
| 51-390-026  | 23-0038       | 1                  | —             | —  | 50    | —  | 1.00  | 1.400      | 0.140        | LB  | 0.630 | (16.002) | A        | 11                          | 26      | 36      | 55    | 70     | 70      | 70    |
| 51-390-034  | 23-0050       | 1                  | —             | —  | 50    | —  | 2.00  | 1.400      | 0.070        | LB  | 0.630 | (16.002) | A        | 10                          | 24      | 32      | 48    | 70     | 70      | 70    |
| †51-353-067 | 24-0006       | 1                  | 80            | —  | 50    | —  | 10.00 | 1.400      | 0.010        | LB  | 0.760 | (19.304) | B        | 15                          | 28      | 31      | 42    | 56     | 70      | 70    |
| 51-353-207  | 34-0007       | 1                  | —             | —  | 50    | —  | 10.00 | 1.400      | 0.010        | LB  | 0.760 | (19.304) | A        | 15                          | 28      | 31      | 42    | 56     | 70      | 70    |
| 51-444-072  | 58-0002       | 1                  | 80            | —  | 50    | —  | 10.00 | 1.400      | 0.008        | LT  | 0.545 | (13.843) | A        | 15                          | 28      | 33      | 44    | 60     | 70      | 70    |
| †51-353-066 | 24-0005       | 1                  | 80            | —  | 50    | —  | 10.00 | 1.400      | 0.010        | LB  | 0.760 | (19.304) | A        | 15                          | 28      | 31      | 42    | 56     | 70      | 70    |
| 51-353-287  | 39-0014       | 1                  | —             | —  | 50    | —  | 10.00 | 1.400      | 0.003        | LT  | 0.760 | (19.304) | B        | 14                          | 28      | 34      | 44    | 52     | 70      | 70    |
| †51-444-060 | 24-0008       | 1                  | 80            | —  | 50    | —  | 10.00 | 1.400      | 0.010        | LT  | 0.740 | (18.796) | B        | 15                          | 28      | 31      | 42    | 56     | 70      | 70    |
| †51-343-028 | 38-0002       | 1                  | —             | —  | 50    | —  | 15.00 | 1.400      | 0.008        | LB  | 0.481 | (12.217) | A        | 15                          | 28      | 33      | 44    | 64     | 70      | 70    |
| †51-343-034 | 38-0006       | 1                  | —             | —  | 50    | —  | 15.00 | 1.400      | 0.008        | LB  | 0.481 | (12.217) | B        | 15                          | 28      | 33      | 44    | 64     | 70      | 70    |
| 51-353-053  | 25-0003       | 1                  | —             | —  | 100   | —  | 1.00  | 0.450      | 0.250        | LB  | 0.738 | (18.745) | A        | 6                           | 23      | 34      | 55    | 70     | 70      | 70    |
| †51-353-054 | 25-0005       | 1                  | —             | —  | 100   | —  | 5.00  | 0.450      | 0.015        | LT  | 0.758 | (19.253) | A        | 6                           | 17      | 23      | 35    | 69     | 70      | 70    |
| †51-353-055 | 25-0008       | 1                  | —             | —  | 100   | —  | 5.00  | 0.450      | 0.015        | LB  | 0.738 | (18.745) | A        | 6                           | 17      | 23      | 35    | 69     | 70      | 70    |
| 51-353-155  | 39-0008       | 1                  | —             | —  | 100   | —  | 5.00  | 0.450      | 0.015        | LB  | 0.760 | (19.304) | A        | 6                           | 20      | 26      | 35    | 60     | 60      | 70    |
| 51-444-039  | 25-0017       | 1                  | —             | —  | 100   | —  | 5.00  | 0.450      | 0.015        | LT  | 0.758 | (19.253) | B        | 6                           | 17      | 23      | 35    | 69     | 70      | 70    |

† Also available through Spectrum Control's authorized distributors.

# Hermetically Sealed Threaded Case Filters

## L-C Filter LT



## L-C Filter LB



### .375 ø L Circuit MIL Qualified Profile *continued*

(See MIL index on pages 244-246 for complete MIL part number listing)

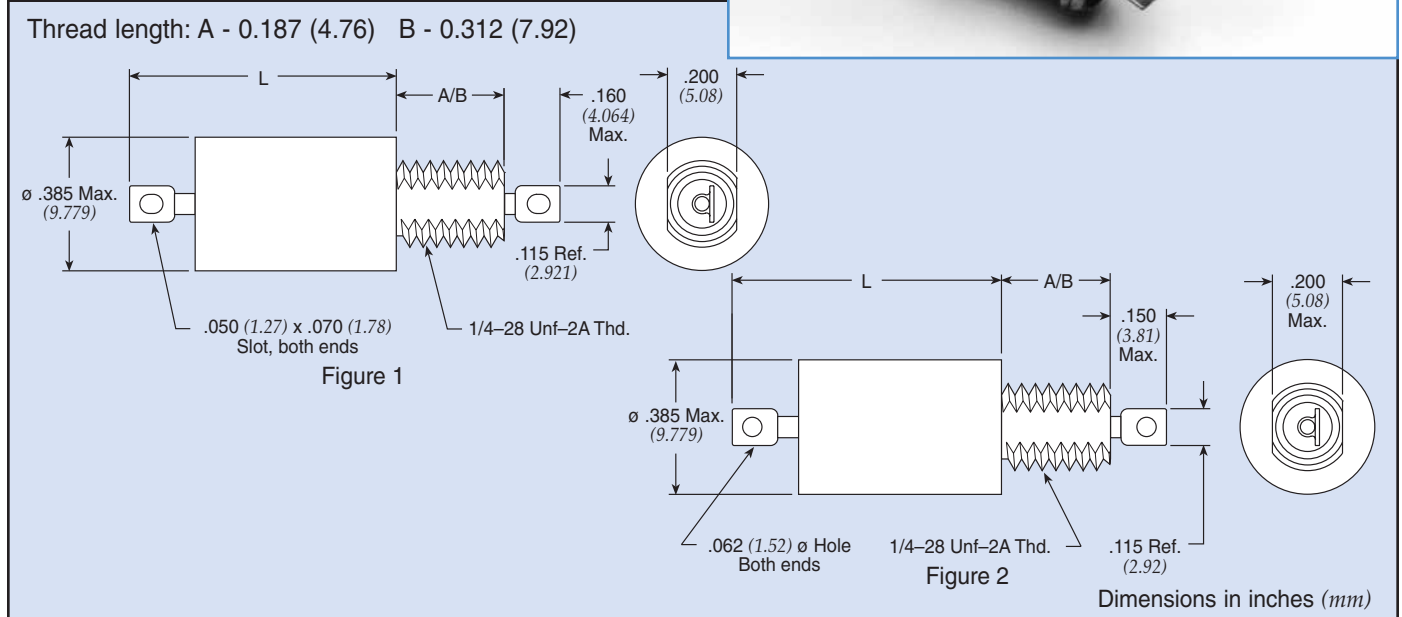
| Part Number  | M15733 MIL No | See Pg. 88 for Fig | Rated Voltage |    |       |     | I Amp | Min Cap $\mu$ F | DCR Max Ohms | CKT | Max L In (mm)  | Thd Lgth | Minimum Insertion Loss (dB) |         |         |       |        |         |       |  |
|--------------|---------------|--------------------|---------------|----|-------|-----|-------|-----------------|--------------|-----|----------------|----------|-----------------------------|---------|---------|-------|--------|---------|-------|--|
|              |               |                    | 85°C          |    | 125°C |     |       |                 |              |     |                |          | 30 KHz                      | 150 KHz | 300 KHz | 1 MHz | 10 MHz | 100 MHz | 1 GHz |  |
|              |               |                    | DC            | AC | DC    | AC  |       |                 |              |     |                |          |                             |         |         |       |        |         |       |  |
| 51-444-040   | 25-0020       | 1                  | —             | —  | 100   |     | 5.00  | 0.450           | 0.015        | LB  | 0.738 (18.745) | B        | 6                           | 17      | 23      | 35    | 69     | 70      | 70    |  |
| 51-353-156   | 39-0009       | 1                  | —             | —  | 100   |     | 10.00 | 0.450           | 0.003        | LT  | 0.760 (19.304) | A        | 6                           | 20      | 26      | 35    | 56     | 60      | 70    |  |
| 51-353-157   | 39-0010       | 1                  | —             | —  | 100   |     | 10.00 | 0.450           | 0.003        | LB  | 0.760 (19.304) | A        | 6                           | 20      | 26      | 35    | 56     | 60      | 70    |  |
| + 51-353-076 | 26-0001       | 1                  | —             | —  | 150   | 125 | 1.00  | 0.250           | 0.250        | LT  | 0.758 (19.253) | A        | —                           | 13      | 24      | 45    | 80     | 70      | 70    |  |
| + 51-353-077 | 26-0003       | 1                  | —             | —  | 150   | 125 | 1.00  | 0.250           | 0.250        | LB  | 0.738 (18.745) | A        | —                           | 13      | 24      | 45    | 80     | 70      | 70    |  |
| 51-444-043   | 26-0013       | 1                  | —             | —  | 150   | 125 | 1.00  | 0.250           | 0.250        | LT  | 0.758 (19.253) | B        | —                           | 13      | 24      | 45    | 80     | 70      | 70    |  |
| 51-444-044   | 26-0015       | 1                  | —             | —  | 150   | 125 | 1.00  | 0.250           | 0.250        | LB  | 0.738 (18.745) | B        | —                           | 13      | 24      | 45    | 80     | 70      | 70    |  |
| 51-390-040   | 23-0058       | 1                  | —             | —  | 150   |     | 2.00  | 0.250           | 0.070        | LT  | 0.630 (16.002) | A        | 3                           | 15      | 23      | 38    | 60     | 70      | 60    |  |
| 51-390-039   | 23-0057       | 1                  | —             | —  | 150   |     | 2.00  | 0.250           | 0.070        | LT  | 0.630 (16.002) | B        | 3                           | 15      | 23      | 38    | 60     | 70      | 60    |  |
| 51-444-005   | 34-0015       | 1                  | —             | —  | 150   | 125 | 3.00  | 0.150           | 0.050        | LT  | 0.758 (19.253) | B        | —                           | 8       | 15      | 30    | 68     | 70      | 70    |  |
| + 51-353-078 | 26-0004       | 1                  | —             | —  | 150   | 125 | 3.00  | 0.250           | 0.050        | LT  | 0.758 (19.253) | A        | —                           | 8       | 15      | 30    | 68     | 70      | 70    |  |
| + 51-353-079 | 26-0006       | 1                  | —             | —  | 150   | 125 | 3.00  | 0.250           | 0.050        | LB  | 0.738 (18.745) | A        | —                           | 8       | 15      | 30    | 68     | 70      | 70    |  |
| + 51-444-046 | 26-0018       | 1                  | —             | —  | 150   | 125 | 3.00  | 0.250           | 0.050        | LB  | 0.738 (18.745) | B        | —                           | 8       | 15      | 30    | 68     | 70      | 70    |  |
| 51-444-047   | 26-0019       | 1                  | —             | —  | 150   | 125 | 5.00  | 0.250           | 0.015        | LT  | 0.758 (19.253) | B        | —                           | 8       | 14      | 25    | 58     | 70      | 70    |  |
| + 51-353-080 | 26-0007       | 1                  | —             | —  | 150   | 125 | 5.00  | 0.250           | 0.015        | LT  | 0.758 (19.253) | A        | —                           | 8       | 14      | 25    | 58     | 70      | 70    |  |
| 51-353-081   | 26-0010       | 1                  | —             | —  | 150   | 125 | 5.00  | 0.250           | 0.015        | LB  | 0.738 (18.745) | A        | —                           | 8       | 14      | 25    | 58     | 70      | 70    |  |
| 51-444-027   | 34-0030       | 1                  | —             | —  | 200   | 125 | 5.00  | 0.250           | 0.150        | LB  | 0.900 (22.860) | A        | 2                           | 15      | 21      | 32    | 60     | 70      | 70    |  |
| 51-444-117   | 54-0018       | 2                  | —             | —  | 300   | 125 | 1.00  | 0.150           | 0.250        | LB  | 0.740 (18.796) | A        | —                           | 10      | 21      | 41    | 70     | 70      | 70    |  |

† Also available through Spectrum Control's authorized distributors.

# Hermetically Sealed Threaded Case Filters



## .375 ø Pi Circuit



## .375 ø Pi Circuit Standard Product

| Part Number    | MIL No | Figure | Rated Voltage |         |          |          | I Amp | Min Cap µF | DCR Max Ohms | Max L |          | Thd Lgth | Minimum Insertion Loss (dB) |         |         |       |        |         |       |
|----------------|--------|--------|---------------|---------|----------|----------|-------|------------|--------------|-------|----------|----------|-----------------------------|---------|---------|-------|--------|---------|-------|
|                |        |        | 85°C DC       | 85°C AC | 125°C DC | 125°C AC |       |            |              | In    | (mm)     |          | 30 KHz                      | 150 KHz | 300 KHz | 1 MHz | 10 MHz | 100 MHz | 1 GHz |
| SCI-2030-010   | —      | 2      | 80            | —       | 50       | —        | 0.50  | 1.500      | 1.000        | 0.758 | (19.253) | B        | 24                          | 66      | 70      | 70    | 70     | 70      |       |
| SCI-2030-004   | —      | 2      | 80            | —       | 50       | —        | 1.00  | 1.500      | 0.250        | 0.758 | (19.253) | A        | 15                          | 54      | 70      | 70    | 70     | 70      |       |
| SCI-2030-005   | —      | 2      | 80            | —       | 50       | —        | 2.00  | 1.500      | 0.063        | 0.758 | (19.253) | A        | —                           | 45      | 62      | 70    | 70     | 70      |       |
| SCI-2030-006   | —      | 2      | 80            | —       | 50       | —        | 3.00  | 1.500      | 0.027        | 0.758 | (19.253) | A        | —                           | 35      | 55      | 70    | 70     | 70      |       |
| SCI-2030-013   | —      | 2      | 80            | —       | 50       | —        | 3.00  | 1.500      | 0.027        | 0.758 | (19.253) | B        | —                           | 35      | 55      | 70    | 70     | 70      |       |
| †9001-100-1080 | —      | 1      | 80            | —       | 50       | —        | 5.00  | 2.800      | 0.015        | 0.758 | (19.253) | A        | —                           | 18      | 60      | 70    | 70     | 70      |       |
| †9001-100-1081 | —      | 1      | 80            | —       | 50       | —        | 10.0  | 2.800      | 0.005        | 0.758 | (19.253) | A        | 21                          | 32      | 40      | 35    | 68     | 70      | 70    |
| SCI-2130-009   | —      | 1      | 150           | —       | 100      | —        | 0.25  | 1.000      | 4.000        | 0.758 | (19.253) | B        | 28                          | 70      | 70      | 70    | 70     | 70      |       |
| 51-311-319     | —      | 1      | 150           | —       | 100      | —        | 0.50  | 1.000      | 0.600        | 0.758 | (19.253) | A        | —                           | 51      | 69      | 70    | 70     | 70      |       |
| †9001-100-1010 | —      | 1      | 150           | —       | 100      | —        | 0.50  | 1.000      | 0.600        | 0.758 | (19.253) | A        | 6                           | 39      | 68      | 70    | 70     | 70      |       |
| 51-311-320     | —      | 1      | 150           | —       | 100      | —        | 1.00  | 1.000      | 0.250        | 0.758 | (19.253) | A        | —                           | 41      | 60      | 70    | 70     | 70      |       |
| †9001-100-1013 | —      | 1      | 150           | —       | 100      | —        | 1.00  | 1.000      | 0.250        | 0.758 | (19.253) | A        | —                           | 28      | 59      | 70    | 70     | 70      |       |
| 51-311-321     | —      | 1      | 150           | —       | 100      | —        | 3.00  | 1.000      | 0.060        | 0.758 | (19.253) | A        | —                           | 16      | 41      | 70    | 70     | 70      |       |
| †51-311-322    | —      | 1      | 150           | —       | 100      | —        | 5.00  | 1.000      | 0.015        | 0.758 | (19.253) | A        | —                           | —       | 28      | 65    | 70     | 70      |       |
| SCI-2130-007   | —      | 1      | 150           | —       | 100      | —        | 10.0  | 1.000      | 0.003        | 0.758 | (19.253) | A        | 9                           | 24      | 29      | 40    | 70     | 70      |       |
| SCI-2130-014   | —      | 1      | 150           | —       | 100      | —        | 10.0  | 1.000      | 0.005        | 0.758 | (19.253) | B        | 9                           | 24      | 29      | 40    | 70     | 70      |       |
| 51-311-316     | —      | 1      | 250           | 125     | 200      | 125      | 1.00  | 0.300      | 0.250        | 0.758 | (19.253) | A        | —                           | 20      | 40      | 70    | 70     | 70      |       |
| 51-311-317     | —      | 1      | 250           | 125     | 200      | 125      | 3.00  | 0.300      | 0.050        | 0.758 | (19.253) | A        | —                           | —       | 20      | 55    | 70     | 70      |       |
| †9001-100-1025 | —      | 1      | 250           | 125     | 200      | 125      | 5.00  | 0.300      | 0.015        | 0.758 | (19.253) | A        | —                           | —       | 12      | 50    | 70     | 70      | 80    |
| SCI-2330-009   | —      | 1      | 300           | 125     | 300      | 125      | 0.25  | 0.300      | 4.000        | 0.758 | (19.253) | B        | 8                           | 50      | 66      | 70    | 70     | 70      |       |
| SCI-2330-010   | —      | 1      | 300           | 125     | 300      | 125      | 0.50  | 0.300      | 1.000        | 0.758 | (19.253) | B        | —                           | 40      | 56      | 70    | 70     | 70      |       |
| SCI-2330-012   | —      | 1      | 300           | 125     | 300      | 125      | 2.00  | 0.300      | 0.063        | 0.758 | (19.253) | B        | —                           | 18      | 33      | 63    | 70     | 70      |       |
| SCI-2330-007   | —      | 1      | 300           | 125     | 300      | 125      | 10.0  | 0.300      | 0.003        | 0.758 | (19.253) | A        | —                           | 14      | 20      | 30    | 70     | 70      |       |

† Also available through Spectrum Control's authorized distributors.



# Hermetically Sealed Threaded Case Filters

## .375 ø Pi Circuit MIL Qualified Product

(See MIL index on pages 244-246 for complete MIL part number listing)

| Part Number  | M15733 MIL No | See Pg. 91 for Fig. | Rated Voltage |    |       |     | I Amp | Min Cap µF | DCR Max Ohms | Max L |          | Thd Lgth | Minimum Insertion Loss (dB) |         |         |       |        |         |       |
|--------------|---------------|---------------------|---------------|----|-------|-----|-------|------------|--------------|-------|----------|----------|-----------------------------|---------|---------|-------|--------|---------|-------|
|              |               |                     | 85°C          |    | 125°C |     |       |            |              | In    | (mm)     |          | 30 KHz                      | 150 KHz | 300 KHz | 1 MHz | 10 MHz | 100 MHz | 1 GHz |
|              |               |                     | DC            | AC | DC    | AC  |       |            |              |       |          |          |                             |         |         |       |        |         |       |
| 51-390-305   | 23-0017       | 1                   | —             | —  | 50    | —   | 0.30  | 2.800      | 0.770        | 0.730 | (18.542) | B        | 29                          | 73      | 80      | 80    | 80     | 80      |       |
| 51-390-314   | 23-0042       | 1                   | —             | —  | 50    | —   | 1.00  | 2.800      | 0.140        | 0.730 | (18.542) | A        | 8                           | 52      | 71      | 80    | 80     | 80      | 80    |
| † 51-390-318 | 23-0054       | 1                   | —             | —  | 50    | —   | 2.00  | 1.500      | 0.070        | 0.730 | (18.542) | A        | —                           | 46      | 65      | 80    | 80     | 80      | 80    |
| † 51-390-317 | 23-0053       | 1                   | —             | —  | 50    | —   | 2.00  | 1.500      | 0.070        | 0.730 | (18.542) | B        | —                           | 46      | 65      | 80    | 80     | 80      | 80    |
| 51-311-311   | 25-0010       | 1                   | —             | —  | 100   | —   | 0.25  | 0.900      | 1.500        | 0.793 | (20.142) | A        | —                           | 48      | 66      | 80    | 80     | 80      | 70    |
| † 51-311-308 | 25-0002       | 1                   | —             | —  | 100   | —   | 1.00  | 0.500      | 0.250        | 0.793 | (20.142) | A        | —                           | 33      | 52      | 80    | 80     | 80      | 70    |
| † 51-311-309 | 25-0004       | 1                   | —             | —  | 100   | —   | 3.00  | 0.660      | 0.050        | 0.793 | (20.142) | A        | —                           | 17      | 34      | 68    | 80     | 80      | 70    |
| † 51-311-310 | 25-0006       | 1                   | —             | —  | 100   | —   | 5.00  | 0.900      | 0.015        | 0.793 | (20.142) | A        | —                           | —       | 17      | 57    | 80     | 80      | 70    |
| 51-353-344   | 39-0011       | 1                   | —             | —  | 100   | —   | 10.0  | 0.990      | 0.003        | 0.760 | (19.304) | A        | 9                           | 24      | 29      | 40    | 70     | 70      | 70    |
| 51-353-345   | 39-0012       | 1                   | —             | —  | 100   | —   | 10.0  | 0.990      | 0.003        | 0.760 | (19.304) | A        | 9                           | 24      | 29      | 40    | 70     | 70      | 70    |
| † 51-311-314 | 26-0011       | 1                   | —             | —  | 150   | 125 | 0.25  | 0.300      | 1.500        | 0.793 | (20.142) | A        | —                           | 29      | 47      | 70    | 80     | 80      | 70    |
| 51-390-312   | 23-0036       | 1                   | —             | —  | 150   | —   | 0.50  | 0.500      | 0.360        | 0.730 | (18.542) | A        | —                           | 48      | 66      | 70    | 70     | 70      | 70    |
| 51-390-311   | 23-0035       | 1                   | —             | —  | 150   | —   | 0.50  | 0.500      | 0.360        | 0.730 | (18.542) | B        | —                           | 48      | 66      | 70    | 70     | 70      | 70    |
| † 51-353-336 | 26-0002       | 1                   | —             | —  | 150   | 125 | 1.00  | 0.300      | 0.250        | 0.793 | (20.142) | A        | —                           | 11      | 32      | 63    | 80     | 80      | 70    |
| 51-390-315   | 23-0047       | 1                   | —             | —  | 150   | —   | 1.00  | 0.500      | 0.140        | 0.730 | (18.542) | B        | —                           | 32      | 51      | 70    | 70     | 70      | 70    |
| 51-311-312   | 26-0005       | 1                   | —             | —  | 150   | 125 | 3.00  | 0.300      | 0.050        | 0.793 | (20.142) | A        | —                           | 5       | 6       | 47    | 80     | 80      | 70    |
| 51-311-408   | 54-0005       | 2                   | —             | —  | 300   | 115 | 1.00  | 0.300      | 0.250        | 0.761 | (19.329) | A        | —                           | 23      | 43      | 70    | 70     | 70      | 70    |

† Also available through Spectrum Control's authorized distributors.

## Transient Suppression Pi Filters

| Part Number | See Pg. 91 for Fig. | Rated Volt. VDC | I Amp | Min Cap µF | DCR Min Mohms | Max RDC Ohms | Transient Suppressor* |           |          |          | Length |          | Max Thd Lgth | Minimum Insertion Loss (dB) |         |       |        |         |       |  |
|-------------|---------------------|-----------------|-------|------------|---------------|--------------|-----------------------|-----------|----------|----------|--------|----------|--------------|-----------------------------|---------|-------|--------|---------|-------|--|
|             |                     |                 |       |            |               |              | VR* (VDC)             | BV* (VDC) | IT* (MA) | IPP* (A) | In     | (mm)     |              | 30 KHz                      | 300 KHz | 1 MHz | 10 MHz | 100 MHz | 1 GHz |  |
|             |                     |                 |       |            |               |              |                       |           |          |          |        |          |              |                             |         |       |        |         |       |  |
| 51-570-300  | 1                   | 5               | 0.50  | 1.400      | 0.500         | 0.600        | 6.5                   | 7.22/7.98 | 10       | 44.7     | 1.179  | (29.947) | A            | 23                          | 57      | 70    | 70     | 70      | 70    |  |
| 51-570-301  | 1                   | 5               | 1.00  | 1.400      | 0.500         | 0.350        | 6.5                   | 7.22/7.98 | 10       | 44.7     | 1.179  | (29.947) | A            | 3                           | 47      | 70    | 70     | 70      | 70    |  |
| 51-570-302  | 1                   | 5               | 3.00  | 1.400      | 0.500         | 0.060        | 6.5                   | 7.22/7.98 | 10       | 44.7     | 1.179  | (29.947) | A            | —                           | 23      | 58    | 70     | 70      | 70    |  |
| 51-570-303  | 1                   | 5               | 5.00  | 1.400      | 0.500         | 0.015        | 6.5                   | 7.22/7.98 | 10       | 44.7     | 1.179  | (29.947) | A            | —                           | 17      | 48    | 70     | 70      | 70    |  |
| 51-570-304  | 1                   | 5               | 10.00 | 1.400      | 0.500         | 0.005        | 6.5                   | 7.22/7.98 | 10       | 44.7     | 1.179  | (29.947) | A            | 16                          | 26      | 35    | 40     | 60      | 70    |  |
| 51-570-310  | 1                   | 28              | 0.50  | 1.400      | 30.000        | 0.600        | 33.0                  | 36.7/40.6 | 1        | 9.4      | 1.179  | (29.947) | A            | 23                          | 57      | 70    | 70     | 70      | 70    |  |
| 51-570-311  | 1                   | 28              | 1.00  | 1.400      | 30.000        | 0.350        | 33.0                  | 36.7/40.6 | 1        | 9.4      | 1.179  | (29.947) | A            | 3                           | 47      | 70    | 70     | 70      | 70    |  |
| 51-570-312  | 1                   | 28              | 3.00  | 1.400      | 30.000        | 0.060        | 33.0                  | 36.7/40.6 | 1        | 9.4      | 1.179  | (29.947) | A            | —                           | 23      | 58    | 70     | 70      | 70    |  |
| 51-570-313  | 1                   | 28              | 5.00  | 1.400      | 30.000        | 0.015        | 33.0                  | 36.7/40.6 | 1        | 9.4      | 1.179  | (29.947) | A            | —                           | 17      | 48    | 70     | 70      | 70    |  |
| 51-570-314  | 1                   | 28              | 10.00 | 1.400      | 30.000        | 0.005        | 33.0                  | 36.7/40.6 | 1        | 9.4      | 1.179  | (29.947) | A            | 16                          | 26      | 35    | 40     | 60      | 70    |  |
| 51-570-320  | 1                   | 50              | 0.50  | 1.400      | 50.000        | 0.600        | 58.0                  | 64.4/71.2 | 1        | 5.3      | 1.179  | (29.947) | A            | 23                          | 57      | 70    | 70     | 70      | 70    |  |
| 51-570-321  | 1                   | 50              | 1.00  | 1.400      | 50.000        | 0.350        | 58.0                  | 64.4/71.2 | 1        | 5.3      | 1.179  | (29.947) | A            | 3                           | 47      | 70    | 70     | 70      | 70    |  |
| 51-570-322  | 1                   | 50              | 3.00  | 1.400      | 50.000        | 0.060        | 58.0                  | 64.4/71.2 | 1        | 5.3      | 1.179  | (29.947) | A            | —                           | 23      | 58    | 70     | 70      | 70    |  |
| 51-570-323  | 1                   | 50              | 5.00  | 1.400      | 50.000        | 0.015        | 58.0                  | 64.4/71.2 | 1        | 5.3      | 1.179  | (29.947) | A            | —                           | 17      | 48    | 70     | 70      | 70    |  |
| 51-570-324  | 1                   | 50              | 10.00 | 1.400      | 50.000        | 0.005        | 58.0                  | 64.4/71.2 | 1        | 5.3      | 1.179  | (29.947) | A            | 16                          | 26      | 35    | 40     | 60      | 70    |  |

\* Transient Suppression definitions and ratings

VR = Reverse standoff voltage  
BV = Breakdown voltage

IPP = Max. peak pulse current  
IT = Test current

# Hermetically Sealed Threaded Case Filters



## .375 ø T Circuit

Thread length: A - 0.187 (4.76) B - 0.312 (7.92)



Figure 1

Note: Max. O.D. is ø .416" for Military QPL Filters.

Dimensions in inches (mm)

## .375 ø T Circuit Standard Product

| Part Number     | MIL No | Figure | Rated Voltage |   |       |     | I Amp | Min Cap µF | DCR Max Ohms | Max L |          | Thd Lgth | Minimum Insertion Loss (dB) |         |         |       |        |         |       |
|-----------------|--------|--------|---------------|---|-------|-----|-------|------------|--------------|-------|----------|----------|-----------------------------|---------|---------|-------|--------|---------|-------|
|                 |        |        | 85°C          |   | 125°C |     |       |            |              | In    | (mm)     |          | 30 KHz                      | 150 KHz | 300 KHz | 1 MHz | 10 MHz | 100 MHz | 1 GHz |
| SCI-2040-012    | —      | 1      | 80            | — | 50    | —   | 2.00  | 1.400      | 0.126        | 1.071 | (27.203) | B        | 8                           | 22      | 30      | 55    | 70     | 70      | 70    |
| SCI-2040-013    | —      | 1      | 80            | — | 50    | —   | 3.00  | 1.400      | 0.054        | 1.071 | (27.203) | B        | 8                           | 22      | 28      | 43    | 70     | 70      | 70    |
| † 9004-100-2017 | —      | 1      | 80            | — | 50    | —   | 15.0  | 1.400      | 0.005        | 1.179 | (29.947) | A        | 17                          | 27      | 34      | 44    | 60     | 70      | 70    |
| SCI-2140-004    | —      | 1      | 150           | — | 100   | —   | 1.00  | 0.500      | 0.500        | 1.070 | (27.178) | A        | 4                           | 25      | 40      | 70    | 70     | 70      | 70    |
| SCI-2140-006    | —      | 1      | 150           | — | 100   | —   | 3.00  | 0.500      | 0.054        | 1.071 | (27.203) | A        | 4                           | 19      | 24      | 39    | 70     | 70      | 70    |
| SCI-2140-007    | —      | 1      | 150           | — | 100   | —   | 10.0  | 0.500      | 0.010        | 1.071 | (27.203) | A        | 4                           | 19      | 24      | 34    | 57     | 70      | 70    |
| SCI-2340-009    | —      | 1      | 300           | — | 300   | 125 | 0.25  | 0.150      | 8.000        | 1.071 | (27.203) | B        | 11                          | 57      | 70      | 70    | 70     | 70      | 70    |
| SCI-2340-004    | —      | 1      | 300           | — | 300   | 125 | 1.00  | 0.150      | 0.500        | 1.071 | (27.203) | A        | —                           | 13      | 29      | 59    | 70     | 70      | 70    |
| SCI-2340-013    | —      | 1      | 300           | — | 300   | 125 | 3.00  | 0.150      | 0.054        | 1.071 | (27.203) | B        | —                           | 8       | 14      | 29    | 70     | 70      | 70    |
| SCI-2340-014    | —      | 1      | 300           | — | 300   | 125 | 10.0  | 0.150      | 0.010        | 1.071 | (27.203) | B        | —                           | 8       | 14      | 24    | 47     | 70      | 70    |

† Also available through Spectrum Control's authorized distributors.

(See MIL index on page 244-246 for complete MIL part number listing)

## .375 ø T Circuit MIL Qualified Product

| Part Number  | M15733 MIL No | Figure | Rated Voltage |   |       |     | I Amp | Min Cap µF | DCR Max Ohms | Max L |          | Thd Lgth | Minimum Insertion Loss (dB) |         |         |       |        |         |       |
|--------------|---------------|--------|---------------|---|-------|-----|-------|------------|--------------|-------|----------|----------|-----------------------------|---------|---------|-------|--------|---------|-------|
|              |               |        | 85°C          |   | 125°C |     |       |            |              | In    | (mm)     |          | 30 KHz                      | 150 KHz | 300 KHz | 1 MHz | 10 MHz | 100 MHz | 1 GHz |
| 51-382-609   | 25-0024       | 1      | —             | — | 100   | —   | 2.00  | 0.750      | 0.100        | 1.179 | (29.947) | B        | 10                          | 22      | 31      | 55    | 80     | 70      | 70    |
| 51-382-603   | 25-0007       | 1      | —             | — | 100   | —   | 4.00  | 0.750      | 0.063        | 1.345 | (34.163) | A        | 10                          | 22      | 28      | 43    | 80     | 70      | 70    |
| † 51-351-604 | 26-0012       | 1      | —             | — | 150   | 125 | 2.00  | 0.250      | 0.100        | 1.179 | (29.947) | A        | —                           | 13      | 21      | 43    | 80     | 70      | 70    |
| 51-351-603   | 26-0008       | 1      | —             | — | 150   | 125 | 4.00  | 0.250      | 0.063        | 1.345 | (34.163) | A        | —                           | 11      | 18      | 33    | 80     | 70      | 70    |

† Also available through Spectrum Control's authorized distributors.

# Hermetically Sealed Threaded Case Filters

## .375 ø TT Circuit Standard Product

| Part Number  | MIL No | See Pg. 93 for Fig. | Rated Voltage |    |       |     | I Amp | Min Cap $\mu$ F | DCR Max Ohms | Max L |          | Thd Lgth | Minimum Insertion Loss (dB) |         |         |       |        |         |       |
|--------------|--------|---------------------|---------------|----|-------|-----|-------|-----------------|--------------|-------|----------|----------|-----------------------------|---------|---------|-------|--------|---------|-------|
|              |        |                     | 85°C          |    | 125°C |     |       |                 |              | In    | (mm)     |          | 30 KHz                      | 150 KHz | 300 KHz | 1 MHz | 10 MHz | 100 MHz | 1 GHz |
|              |        |                     | DC            | AC | DC    | AC  |       |                 |              |       |          |          |                             |         |         |       |        |         |       |
| SCI-2060-009 | —      | 1                   | —             | —  | 50    | —   | 0.25  | 1.500           | 12.000       | 1.241 | (31.521) | B        | 70                          | 70      | 70      | 70    | 70     | 70      | 70    |
| SCI-2060-013 | —      | 1                   | —             | —  | 50    | —   | 3.00  | 1.500           | 0.081        | 1.241 | (31.521) | B        | —                           | 33      | 54      | 70    | 70     | 70      | 70    |
| SCI-2060-007 | —      | 1                   | —             | —  | 50    | —   | 10.0  | 1.500           | 0.006        | 1.241 | (31.521) | A        | 15                          | 29      | 35      | 42    | 55     | 70      | 70    |
| SCI-2060-014 | —      | 1                   | —             | —  | 50    | —   | 10.0  | 1.500           | 0.006        | 1.241 | (31.521) | B        | 15                          | 29      | 35      | 42    | 55     | 70      | 70    |
| SCI-2160-011 | —      | 1                   | —             | —  | 100   | —   | 1.00  | 1.500           | 0.750        | 1.241 | (31.521) | B        | 12                          | 52      | 70      | 70    | 70     | 70      | 70    |
| SCI-2160-012 | —      | 1                   | —             | —  | 100   | —   | 2.00  | 1.500           | 0.189        | 1.241 | (31.521) | B        | —                           | 33      | 56      | 70    | 70     | 70      | 70    |
| SCI-2160-013 | —      | 1                   | —             | —  | 100   | —   | 3.00  | 1.500           | 0.081        | 1.241 | (31.521) | B        | —                           | 24      | 54      | 70    | 70     | 70      | 70    |
| SCI-2160-014 | —      | 1                   | —             | —  | 100   | —   | 10.0  | 1.400           | 0.006        | 1.241 | (31.521) | B        | 12                          | 25      | 32      | 42    | 55     | 70      | 70    |
| SCI-2360-011 | —      | 1                   | —             | —  | 300   | 125 | 1.00  | 0.500           | 0.750        | 1.241 | (31.521) | B        | —                           | 48      | 70      | 70    | 70     | 70      | 70    |
| SCI-2360-006 | —      | 1                   | —             | —  | 300   | 125 | 3.00  | 0.500           | 0.080        | 1.241 | (31.521) | A        | —                           | 12      | 38      | 70    | 70     | 70      | 70    |
| SCI-2360-007 | —      | 1                   | —             | —  | 300   | 125 | 10.0  | 0.500           | 0.006        | 1.241 | (31.521) | A        | 5                           | 18      | 24      | 34    | 55     | 70      | 70    |
| SCI-2360-014 | —      | 1                   | —             | —  | 300   | 125 | 10.0  | 0.500           | 0.006        | 1.241 | (31.521) | B        | 5                           | 18      | 24      | 34    | 55     | 70      | 70    |

# Hermetically Sealed Threaded Case Filters



## .690 ø C Circuit



## .690 ø C Circuit Standard Product

| Part Number    | MIL No | Figure | Rated Voltage |     |       |     | I Amp | Min Cap $\mu$ F | DCR Max Ohms | Max L |          | Minimum Insertion Loss (dB) |         |         |       |        |         |       |
|----------------|--------|--------|---------------|-----|-------|-----|-------|-----------------|--------------|-------|----------|-----------------------------|---------|---------|-------|--------|---------|-------|
|                |        |        | 85°C          |     | 125°C |     |       |                 |              | In    | (mm)     | 30 KHz                      | 150 KHz | 300 KHz | 1 MHz | 10 MHz | 100 MHz | 1 GHz |
| †9932-100-6004 | —      | 1      | 200           | —   | 150   | 125 | 15    | 2.600           | 0.005        | 0.702 | (17.831) | 10                          | 29      | 39      | 50    | 60     | 70      | 70    |
| 54-310-001     | —      | 1      | 300           | —   | 300   | 125 | 15    | 0.500           | 0.005        | 0.560 | (14.224) | 6                           | 19      | 25      | 36    | 50     | 70      | 70    |
| 54-310-005     | —      | 2      | 250           | —   | 200   | 125 | 25    | 0.500           | 0.005        | 0.750 | (19.050) | 6                           | 19      | 25      | 36    | 50     | 70      | 70    |
| 54-310-009     | —      | 1      | 450           | 240 | 400   | 240 | 15    | 0.250           | 0.005        | 0.560 | (14.224) | —                           | 14      | 19      | 30    | 45     | 60      | 70    |
| †9932-100-6005 | —      | 1      | 450           | 240 | 400   | 240 | 15    | 0.250           | 0.005        | 0.560 | (14.224) | —                           | 14      | 19      | 30    | 50     | 70      | 70    |

## .690 ø C Circuit MIL Qualified Product

| Part Number | M15733 MIL No | Figure | Rated Voltage |   |       |     | I Amp | Min Cap $\mu$ F | DCR Max Ohms | Max L |          | Minimum Insertion Loss (dB) |         |         |       |        |         |       |
|-------------|---------------|--------|---------------|---|-------|-----|-------|-----------------|--------------|-------|----------|-----------------------------|---------|---------|-------|--------|---------|-------|
|             |               |        | 85°C          |   | 125°C |     |       |                 |              | In    | (mm)     | 30 KHz                      | 150 KHz | 300 KHz | 1 MHz | 10 MHz | 100 MHz | 1 GHz |
| 54-310-039  | 34-0037       | 1      | —             | — | 275   | 125 | 15    | 0.200           | 0.005        | 0.575 | (14.605) | 5                           | 15      | 21      | 31    | 51     | 70      | 70    |

## .690 ø C Circuit DSCC 84084 Product

| Part Number | 84084 No | Figure | Rated Voltage |   |       |     | I Amp | Min Cap $\mu$ F | DCR Max Ohms | Max L |          | Minimum Insertion Loss (dB) |         |         |       |        |         |       |
|-------------|----------|--------|---------------|---|-------|-----|-------|-----------------|--------------|-------|----------|-----------------------------|---------|---------|-------|--------|---------|-------|
|             |          |        | 85°C          |   | 125°C |     |       |                 |              | In    | (mm)     | 30 KHz                      | 150 KHz | 300 KHz | 1 MHz | 10 MHz | 100 MHz | 1 GHz |
| 54-310-042  | -001     | 1      | —             | — | 400   | 230 | 15    | 0.150           | 0.005        | 0.700 | (17.780) | —                           | 10      | 16      | 26    | 40     | 52      | 70    |

† Also available through Spectrum Control's authorized distributors.

# Hermetically Sealed Threaded Case Filters



## .690 ø L Circuit



## .690 ø L Circuit Standard Product

| Part Number   | MIL No | Figure | Rated Voltage |     |       |     | I Amp | Min Cap $\mu\text{F}$ | DCR Max Ohms | CKT | Max L |          | Minimum Insertion Loss (dB) |         |         |       |        |         |       |
|---------------|--------|--------|---------------|-----|-------|-----|-------|-----------------------|--------------|-----|-------|----------|-----------------------------|---------|---------|-------|--------|---------|-------|
|               |        |        | 85°C          |     | 125°C |     |       |                       |              |     | In    | L (mm)   | 30 KHz                      | 150 KHz | 300 KHz | 1 MHz | 10 MHz | 100 MHz | 1 GHz |
|               |        |        | DC            | AC  | DC    | AC  |       |                       |              |     |       |          |                             |         |         |       |        |         |       |
| 9010-100-0049 | —      | 1      | 150           | —   | 100   | —   | 10.0  | 1.400                 | 0.005        | LT  | 0.905 | (22.987) | 16                          | 24      | 34      | 44    | 60     | 70      | 70    |
| SCI-6120-008  | —      | 1      | 150           | —   | 100   | —   | 10.0  | 2.600                 | 0.006        | LB  | 0.959 | (24.359) | 18                          | 32      | 39      | 49    | 70     | 70      | 70    |
| SCI-6120-009  | —      | 1      | 150           | —   | 100   | —   | 20.0  | 2.600                 | 0.001        | LB  | 0.905 | (22.987) | 18                          | 32      | 39      | 49    | 60     | 70      | 70    |
| 51-320-041    | —      | 1      | 250           | —   | 200   | 125 | 10.0  | 0.500                 | 0.008        | LT  | 0.905 | (22.987) | 5                           | 19      | 25      | 35    | 50     | 70      | 70    |
| 51-320-024    | —      | 1      | 450           | 240 | 400   | 240 | 1.00  | 0.360                 | 0.210        | LT  | 0.905 | (22.987) | 5                           | 30      | 38      | 60    | 70     | 70      | 70    |
| 51-320-100    | —      | 1      | 450           | 240 | 400   | 240 | 1.00  | 0.250                 | 0.210        | LT  | 0.905 | (22.987) | —                           | 21      | 33      | 55    | 70     | 70      | 70    |
| † 51-320-026  | —      | 1      | 450           | 240 | 400   | 240 | 3.00  | 0.360                 | 0.030        | LT  | 0.905 | (22.987) | 5                           | 19      | 25      | 45    | 70     | 70      | 70    |
| 51-320-103    | —      | 1      | 450           | 240 | 400   | 240 | 5.00  | 0.360                 | 0.010        | LB  | 0.905 | (22.987) | —                           | 12      | 18      | 30    | 60     | 70      | 70    |
| 51-322-007    | —      | 1      | 450           | 240 | 400   | 240 | 15.0  | 0.360                 | 0.007        | LB  | 0.650 | (16.510) | 5                           | 19      | 25      | 35    | 48     | 62      | 70    |
| 51-322-015    | —      | 2      | 450           | 240 | 400   | 240 | 25.0  | 0.360                 | 0.007        | LT  | 0.750 | (19.050) | 5                           | 17      | 23      | 34    | 48     | 62      | 70    |
| 51-322-036    | —      | 2      | 450           | 240 | 400   | 240 | 25.0  | 0.250                 | 0.007        | LB  | 0.750 | (19.050) | —                           | 10      | 16      | 29    | 45     | 60      | 70    |
| 9010-100-0054 | —      | 1      | 450           | 240 | 300   | 240 | 1.00  | 0.150                 | 0.250        | LT  | 0.905 | (22.987) | —                           | 14      | 32      | 52    | 70     | 70      | 70    |
| SCI-6320-004  | —      | 1      | 300           | —   | 300   | 125 | 1.00  | 0.400                 | 0.300        | LB  | 0.959 | (24.359) | 6                           | 24      | 35      | 56    | 70     | 70      | 70    |

† Also available through Spectrum Control's authorized distributors.

# Hermetically Sealed Threaded Case Filters

## L-C Filter LT



## L-C Filter LB



(See MIL index on page 244-246 for complete MIL part number listing)

### .690 ø L Circuit MIL Qualified Product

| Part Number  | M15733 MIL No | See Pg. 96 for Fig. | Rated Voltage |    |       |     | I Amp | Min Cap $\mu$ F | DCR Max Ohms | CKT | Max L In | Max L (mm) | Minimum Insertion Loss (dB) |         |         |       |        |         |       |  |
|--------------|---------------|---------------------|---------------|----|-------|-----|-------|-----------------|--------------|-----|----------|------------|-----------------------------|---------|---------|-------|--------|---------|-------|--|
|              |               |                     | 85°C          |    | 125°C |     |       |                 |              |     |          |            | 30 KHz                      | 150 KHz | 300 KHz | 1 MHz | 10 MHz | 100 MHz | 1 GHz |  |
|              |               |                     | DC            | AC | DC    | AC  |       |                 |              |     |          |            |                             |         |         |       |        |         |       |  |
| † 51-320-015 | 27-0005       | 1                   | —             | —  | 200   | 125 | 3.00  | 0.250           | 0.033        | LT  | 0.900    | (22.860)   | —                           | 14      | 21      | 39    | 80     | 70      | 70    |  |
| 51-320-017   | 27-0008       | 1                   | —             | —  | 200   | 125 | 5.00  | 0.250           | 0.016        | LT  | 0.900    | (22.860)   | —                           | 13      | 19      | 32    | 69     | 70      | 70    |  |
| 51-320-018   | 27-0009       | 1                   | —             | —  | 200   | 125 | 5.00  | 0.250           | 0.016        | LB  | 0.900    | (22.860)   | —                           | 13      | 19      | 32    | 69     | 70      | 70    |  |
| 51-323-003   | 27-0011       | 1                   | —             | —  | 200   | 125 | 10.0  | 0.250           | 0.005        | LT  | 1.031    | (26.187)   | —                           | 13      | 19      | 30    | 61     | 70      | 70    |  |
| 51-323-004   | 27-0012       | 1                   | —             | —  | 200   | 125 | 10.0  | 0.250           | 0.005        | LB  | 1.031    | (26.187)   | —                           | 13      | 19      | 30    | 61     | 70      | 70    |  |
| † 51-322-009 | 27-0014       | 2                   | —             | —  | 200   | 125 | 15.0  | 0.250           | 0.007        | LT  | 1.763    | (44.780)   | —                           | 19      | 25      | 36    | 60     | 70      | 70    |  |
| 51-322-017   | 34-0002       | 2                   | —             | —  | 200   | 125 | 20.0  | 0.360           | 0.050        | LB  | 1.763    | (44.780)   | —                           | 19      | 25      | 35    | 57     | 70      | 70    |  |

### .690 ø L Circuit DSCC 84084 Product

| Part Number | 84084 No | See Pg. 96 for Fig. | Rated Voltage |    |       |     | I Amp | Min Cap $\mu$ F | DCR Max Ohms | CKT | Max L In | Max L (mm) | Minimum Insertion Loss (dB) |         |         |       |        |         |       |  |
|-------------|----------|---------------------|---------------|----|-------|-----|-------|-----------------|--------------|-----|----------|------------|-----------------------------|---------|---------|-------|--------|---------|-------|--|
|             |          |                     | 85°C          |    | 125°C |     |       |                 |              |     |          |            | 30 KHz                      | 150 KHz | 300 KHz | 1 MHz | 10 MHz | 100 MHz | 1 GHz |  |
|             |          |                     | DC            | AC | DC    | AC  |       |                 |              |     |          |            |                             |         |         |       |        |         |       |  |
| 51-320-162  | -004     | 1                   | —             | —  | 400   | 230 | 1.00  | 0.150           | 0.150        | LT  | 0.905    | (22.987)   | —                           | 19      | 30      | 46    | 60     | 70      | 70    |  |
| 51-320-163  | -005     | 1                   | —             | —  | 400   | 230 | 1.00  | 0.150           | 0.150        | LB  | 0.905    | (22.987)   | —                           | 19      | 30      | 46    | 60     | 70      | 70    |  |
| 51-320-164  | -006     | 1                   | —             | —  | 400   | 230 | 3.00  | 0.150           | 0.026        | LT  | 0.905    | (22.987)   | —                           | 11      | 19      | 36    | 60     | 70      | 70    |  |
| 51-320-165  | -007     | 1                   | —             | —  | 400   | 230 | 3.00  | 0.150           | 0.026        | LB  | 0.905    | (22.987)   | —                           | 11      | 19      | 36    | 60     | 70      | 70    |  |
| 51-320-166  | -008     | 1                   | —             | —  | 400   | 230 | 5.00  | 0.150           | 0.013        | LT  | 0.905    | (22.987)   | —                           | 10      | 16      | 28    | 54     | 70      | 70    |  |
| 51-320-167  | -009     | 1                   | —             | —  | 400   | 230 | 5.00  | 0.150           | 0.013        | LB  | 0.905    | (22.987)   | —                           | 10      | 16      | 28    | 54     | 70      | 70    |  |
| 51-320-168  | -010     | 1                   | —             | —  | 400   | 230 | 10.0  | 0.150           | 0.008        | LT  | 0.905    | (22.987)   | —                           | 10      | 16      | 25    | 48     | 70      | 70    |  |
| 51-320-169  | -011     | 1                   | —             | —  | 400   | 230 | 10.0  | 0.150           | 0.008        | LB  | 0.905    | (22.987)   | —                           | 10      | 16      | 25    | 48     | 70      | 70    |  |

† Also available through Spectrum Control's authorized distributors.

# Hermetically Sealed Threaded Case Filters

## .690 ø Pi Circuit



Low Pass Filters

## .690 ø Pi Circuit Standard Product

| Part Number  | MIL No | Figure | Rated Voltage |     |       |      | I Amp | Min Cap µF | DCR Max Ohms | Max L |          | Minimum Insertion Loss (dB) |         |         |       |        |         |       |
|--------------|--------|--------|---------------|-----|-------|------|-------|------------|--------------|-------|----------|-----------------------------|---------|---------|-------|--------|---------|-------|
|              |        |        | 85°C          |     | 125°C |      |       |            |              | In    | (mm)     | 30 KHz                      | 150 KHz | 300 KHz | 1 MHz | 10 MHz | 100 MHz | 1 GHz |
| 51-321-322   | —      | 1      | 150           | —   | 100   | —    | 1.00  | 2.800      | 0.210        | 1.195 | (30.353) | 35                          | 69      | 70      | 70    | 70     | 70      | 70    |
| SCI-6130-009 | —      | 1      | 150           | —   | 100   | —    | 20.0  | 5.200      | 0.001        | 1.195 | (30.353) | 23                          | 31      | 35      | 35    | 70     | 70      | 70    |
| 51-321-317   | —      | 1      | 450           | 240 | 400   | *240 | 1.00  | 0.720      | 0.400        | 1.195 | (30.353) | —                           | 53      | 70      | 70    | 70     | 70      | 70    |
| †51-321-318  | —      | 1      | 450           | 240 | 400   | *240 | 3.00  | 0.720      | 0.030        | 1.195 | (30.353) | —                           | 31      | 51      | 70    | 70     | 70      | 70    |
| †51-321-319  | —      | 1      | 450           | 240 | 400   | *240 | 5.00  | 0.720      | 0.020        | 1.195 | (30.353) | —                           | 11      | 30      | 65    | 70     | 70      | 70    |

\* 0-60 Hz

(See MIL index on page 244-246 for complete MIL part number listing)

## .690 ø Pi Circuit MIL Qualified Product

| Part Number | M15733 MIL No | Figure | Rated Voltage |   |       |     | I Amp | Min Cap µF | DCR Max Ohms | Max L |          | Minimum Insertion Loss (dB) |         |         |       |        |         |       |
|-------------|---------------|--------|---------------|---|-------|-----|-------|------------|--------------|-------|----------|-----------------------------|---------|---------|-------|--------|---------|-------|
|             |               |        | 85°C          |   | 125°C |     |       |            |              | In    | (mm)     | 30 KHz                      | 150 KHz | 300 KHz | 1 MHz | 10 MHz | 100 MHz | 1 GHz |
| 51-321-312  | 27-0004       | 1      | —             | — | 200   | 125 | 1.00  | 0.500      | 0.250        | 1.195 | (30.353) | —                           | 47      | 65      | 80    | 80     | 70      | 70    |
| 51-323-313  | 27-0003       | 1      | —             | — | 200   | 125 | 1.00  | 0.500      | 0.270        | 1.031 | (26.187) | —                           | 43      | 61      | 80    | 80     | 70      | 70    |
| 51-321-313  | 27-0010       | 1      | —             | — | 200   | 125 | 5.00  | 0.500      | 0.024        | 1.195 | (30.353) | —                           | 10      | 28      | 64    | 80     | 70      | 70    |
| †51-321-314 | 27-0013       | 1      | —             | — | 200   | 125 | 10.0  | 0.500      | 0.008        | 1.195 | (30.353) | —                           | 16      | 18      | 48    | 80     | 70      | 70    |
| 51-321-329  | 34-0005       | 1      | —             | — | 200   | 125 | 10.0  | 0.500      | 0.075        | 1.195 | (30.353) | —                           | 16      | 18      | 48    | 80     | 70      | 70    |

## .690 ø Pi Circuit DSCC 84084 Product

| Part Number | 84084 No | Figure | Rated Voltage |   |       |     | I Amp | Min Cap µF | DCR Max Ohms | Max L |          | Minimum Insertion Loss (dB) |         |         |       |        |         |       |
|-------------|----------|--------|---------------|---|-------|-----|-------|------------|--------------|-------|----------|-----------------------------|---------|---------|-------|--------|---------|-------|
|             |          |        | 85°C          |   | 125°C |     |       |            |              | In    | (mm)     | 30 KHz                      | 150 KHz | 300 KHz | 1 MHz | 10 MHz | 100 MHz | 1 GHz |
| 51-321-398  | -013     | 2      | —             | — | 400   | 230 | 1.00  | 0.200      | 0.150        | 1.200 | (30.480) | —                           | 27      | 46      | 74    | 80     | 80      | 80    |
| 51-321-399  | -014     | 2      | —             | — | 400   | 230 | 3.00  | 0.200      | 0.026        | 1.200 | (30.480) | —                           | —       | 30      | 60    | 80     | 80      | 80    |
| 51-321-400  | -015     | 2      | —             | — | 400   | 230 | 5.00  | 0.200      | 0.013        | 1.200 | (30.480) | —                           | —       | 12      | 50    | 80     | 80      | 80    |
| 51-321-401  | -016     | 2      | —             | — | 400   | 230 | 10.0  | 0.200      | 0.008        | 1.200 | (30.480) | —                           | —       | —       | 30    | 80     | 80      | 80    |

† Also available through Spectrum Control's authorized distributors.

# Hermetically Sealed Threaded Case Filters

## .690 ø T Circuit



## .690 ø T Circuit Standard Product

| Part Number  | MIL No | Figure | Rated Voltage |     |       |     | I Amp | Min Cap $\mu$ F | DCR Max Ohms | Max L (mm) |          | Minimum Insertion Loss (dB) |         |         |       |        |         |       |
|--------------|--------|--------|---------------|-----|-------|-----|-------|-----------------|--------------|------------|----------|-----------------------------|---------|---------|-------|--------|---------|-------|
|              |        |        | 85°C          |     | 125°C |     |       |                 |              |            |          | 30 KHz                      | 150 KHz | 300 KHz | 1 MHz | 10 MHz | 100 MHz | 1 GHz |
|              |        |        | DC            | AC  | DC    | AC  |       |                 |              |            |          | In                          |         |         |       |        |         |       |
| SCI-6140-004 | —      | 1      | 150           | —   | 100   | —   | 1.00  | 2.600           | 0.600        | 1.195      | (30.353) | 23                          | 54      | 70      | 70    | 70     | 70      | 70    |
| SCI-6140-006 | —      | 1      | 150           | —   | 100   | —   | 3.00  | 2.600           | 0.100        | 1.195      | (30.353) | 21                          | 35      | 46      | 70    | 70     | 70      | 70    |
| SCI-6140-007 | —      | 1      | 150           | —   | 100   | —   | 5.00  | 2.600           | 0.060        | 1.195      | (30.353) | 21                          | 34      | 41      | 58    | 70     | 70      | 70    |
| SCI-6140-009 | —      | 1      | 150           | —   | 100   | —   | 20.0  | 2.600           | 0.002        | 1.195      | (30.353) | 21                          | 35      | 41      | 50    | 60     | 70      | 70    |
| 51-321-649   | —      | 1      | 250           | 125 | 200   | 125 | 2.00  | 0.360           | 0.090        | 1.195      | (30.353) | —                           | 24      | 38      | 65    | 70     | 70      | 70    |
| † 51-321-610 | —      | 1      | 450           | 240 | 400   | 240 | 1.00  | 0.360           | 0.600        | 1.195      | (30.353) | 7                           | 43      | 60      | 70    | 70     | 70      | 70    |

## .690 ø T Circuit MIL Qualified Product

(See MIL index on pages 244-246 for complete MIL part number listing)

| Part Number | M15733 MIL No | Figure | Rated Voltage |    |       |     | I Amp | Min Cap $\mu$ F | DCR Max Ohms | Max L (mm) |          | Minimum Insertion Loss (dB) |         |         |       |        |         |       |
|-------------|---------------|--------|---------------|----|-------|-----|-------|-----------------|--------------|------------|----------|-----------------------------|---------|---------|-------|--------|---------|-------|
|             |               |        | 85°C          |    | 125°C |     |       |                 |              |            |          | 30 KHz                      | 150 KHz | 300 KHz | 1 MHz | 10 MHz | 100 MHz | 1 GHz |
|             |               |        | DC            | AC | DC    | AC  |       |                 |              |            |          | In                          |         |         |       |        |         |       |
| 51-321-607  | 27-0017       | 1      | —             | —  | 200   | 125 | 1.50  | 0.250           | 0.133        | 1.195      | (30.353) | —                           | 19      | 32      | 62    | 70     | 70      | 70    |
| 51-321-608  | 27-0018       | 1      | —             | —  | 200   | 125 | 4.00  | 0.250           | 0.025        | 1.195      | (30.353) | —                           | 14      | 21      | 36    | 70     | 70      | 70    |
| 51-321-670  | 54-0017       | 2      | —             | —  | 300   | 115 | 10.0  | 0.500           | 0.006        | 1.177      | (29.896) | 5                           | 20      | 23      | 35    | 60     | 70      | 60    |

† Also available through Spectrum Control's authorized distributors.



Компания «Океан Электроники» предлагает заключение долгосрочных отношений при поставках импортных электронных компонентов на взаимовыгодных условиях!

Наши преимущества:

- Поставка оригинальных импортных электронных компонентов напрямую с производств Америки, Европы и Азии, а так же с крупнейших складов мира;
- Широкая линейка поставок активных и пассивных импортных электронных компонентов (более 30 млн. наименований);
- Поставка сложных, дефицитных, либо снятых с производства позиций;
- Оперативные сроки поставки под заказ (от 5 рабочих дней);
- Экспресс доставка в любую точку России;
- Помощь Конструкторского Отдела и консультации квалифицированных инженеров;
- Техническая поддержка проекта, помощь в подборе аналогов, поставка прототипов;
- Поставка электронных компонентов под контролем ВП;
- Система менеджмента качества сертифицирована по Международному стандарту ISO 9001;
- При необходимости вся продукция военного и аэрокосмического назначения проходит испытания и сертификацию в лаборатории (по согласованию с заказчиком);
- Поставка специализированных компонентов военного и аэрокосмического уровня качества (Xilinx, Altera, Analog Devices, Intersil, Interpoint, Microsemi, Actel, Aeroflex, Peregrine, VPT, Syfer, Eurofarad, Texas Instruments, MS Kennedy, Miteq, Cobham, E2V, MA-COM, Hittite, Mini-Circuits, General Dynamics и др.);

Компания «Океан Электроники» является официальным дистрибьютором и эксклюзивным представителем в России одного из крупнейших производителей разъемов военного и аэрокосмического назначения «**JONHON**», а так же официальным дистрибьютором и эксклюзивным представителем в России производителя высокотехнологичных и надежных решений для передачи СВЧ сигналов «**FORSTAR**».



## JONHON

«**JONHON**» (основан в 1970 г.)

Разъемы специального, военного и аэрокосмического назначения:

(Применяются в военной, авиационной, аэрокосмической, морской, железнодорожной, горно- и нефтедобывающей отраслях промышленности)

«**FORSTAR**» (основан в 1998 г.)

ВЧ соединители, коаксиальные кабели, кабельные сборки и микроволновые компоненты:

(Применяются в телекоммуникациях гражданского и специального назначения, в средствах связи, РЛС, а так же военной, авиационной и аэрокосмической отраслях промышленности).



Телефон: 8 (812) 309-75-97 (многоканальный)

Факс: 8 (812) 320-03-32

Электронная почта: [ocean@oceanchips.ru](mailto:ocean@oceanchips.ru)

Web: <http://oceanchips.ru/>

Адрес: 198099, г. Санкт-Петербург, ул. Калинина, д. 2, корп. 4, лит. А