

Fully Sealed Container Cermet Potentiometers Submarine Applications



FEATURES

- High power rating 1.5 W at 70 °C
- Stainless steel shaft and bushing to endure sea salt water immersion
- Fully sealed IP68 on panel
- Tight temperature coefficient (± 75 ppm/°C typical)
- Compliant to RoHS Directive 2002/95/EC


RoHS
COMPLIANT

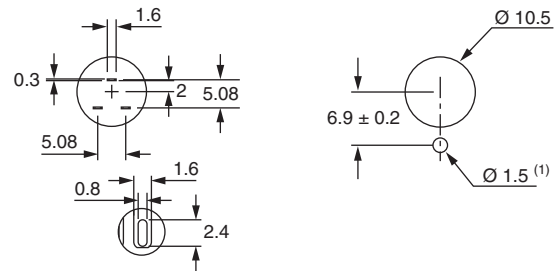
P13SM is designed for applications which need to set electrical parameters with an immersed potentiometer in deep water conditions up to 30 m (100 feet).

DIMENSIONS in millimeters (inches) ± 0.5 mm (± 0.02 "

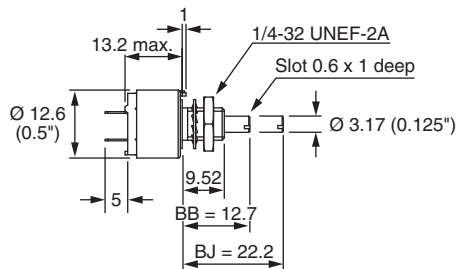
P13SM N



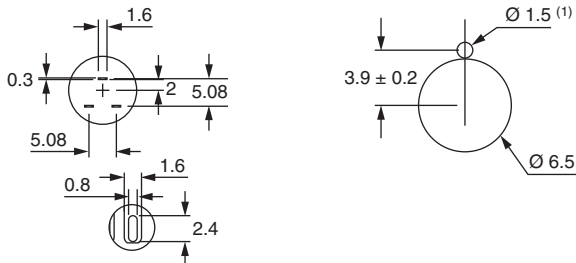
Panel Cutout



P13SM B



Panel Cutout



Note

(1) CAUTION: $\text{Ø } 1.5$ of panel cut out must not be fully through hole.

Undergoes European Quality Insurance System

ELECTRICAL SPECIFICATIONS					
Resistive Element	Cermet				
Electrical Travel	270° ± 10°				
Resistance Range	<table border="0" style="width: 100%;"> <tr> <td style="text-align: center;">Linear Taper</td> <td style="text-align: center;">22 Ω to 10 MΩ</td> </tr> <tr> <td style="text-align: center;">Logarithmic Taper</td> <td style="text-align: center;">1 kΩ to 2.2 MΩ</td> </tr> </table>	Linear Taper	22 Ω to 10 MΩ	Logarithmic Taper	1 kΩ to 2.2 MΩ
Linear Taper	22 Ω to 10 MΩ				
Logarithmic Taper	1 kΩ to 2.2 MΩ				
Standard Series E3	1, 2.2, 4.7 and on request 1, 2, 5				
Tolerance	<table border="0" style="width: 100%;"> <tr> <td style="text-align: center;">Standard</td> <td style="text-align: center;">± 20 %</td> </tr> <tr> <td style="text-align: center;">On Request</td> <td style="text-align: center;">± 10 % to ± 5 %</td> </tr> </table>	Standard	± 20 %	On Request	± 10 % to ± 5 %
Standard	± 20 %				
On Request	± 10 % to ± 5 %				
Taper					
Circuit Diagram					
Power Rating	<p>Linear 1.5 W at 70 °C</p> <p>Logarithmic 0.75 W at 70 °C</p>				
Temperature Coefficient (Typical)	<p>± 150 ppm/°C</p> <p>For values ≥ 100 Ω and in temperature range + 20 °C to + 70 °C, the typical temperature coefficient is ± 75 ppm/°C</p>				
Limiting Element Voltage (Linear Law)	350 V				
Contact Resistance Variation	3 % R _n or 3 Ω				
End Resistance (Typical)	1 Ω				
Dielectric Strength (RMS)	2000 V				
Insulation Resistance (300 V _{DC})	10 ⁶ MΩ				
Independent Linearity (Typical)	± 5 %				



Fully Sealed Container Cermet Potentiometers
Submarine Applications

Vishay Sfernice

STANDARD RESISTANCE ELEMENT DATA							
STANDARD RESISTANCE VALUES	LINEAR TAPER			LOGS TAPER			TYPICAL TCR - 55 °C + 125 °C
	MAX. POWER AT 70 °C	MAX. WORKING VOLTAGE	MAX. CUR. THROUGH WIPER	MAX. POWER AT 70 °C	MAX. WORKING VOLTAGE	MAX. CUR. THROUGH WIPER	
Ω	W	V	mA	W	V	mA	ppm/°C
22	1.5	5.74	261				± 150
47	1.5	8.4	177				
100	1.5	12.2	122				
220	1.5	18.2	82.6				
470	1.5	26.5	56.5				
1K	1.5	38.7	38.7	0.75	27	27	
2.2K	1.5	57.5	26.1	0.75	40	18	
4.7K	1.5	84	17.9	0.75	59	12	
10K	1.5	122.5	12.2	0.75	87	8.7	
22K	1.5	182	8.26	0.75	128	5.8	
47K	1.5	265	5.65	0.75	187	3.9	
100K	1.22	350	3.5	0.75	273	2.7	
220K	0.56	350	1.6	0.56	350	1.6	
470K	0.26	350	0.74	0.26	350	0.74	
1M	0.12	350	0.35	0.12	350	0.35	
2.2M	0.05	350	0.16	0.05	350	0.16	
4.7M	0.026	350	0.074				
10M	0.012	350	0.035				

MECHANICAL SPECIFICATIONS			
Mechanical Travel	Style B	300° ± 5°	
	Style N	310° ± 5°	
Operating Torque (Typical)		2 Ncm max.	2.85 oz. inch max.
End Stop Torque	Style B	35 Ncm max.	3.1 lb inch max.
	Style N	80 Ncm max.	7.1 lb inch max.
Tightening Torque of Mounting Nut	Style B	80 Ncm min., 150 Ncm max.	7 lb inch min., 13.3 lb inch max.
	Style N	80 Ncm min., 250 Ncm max.	7 lb inch min., 22.1 lb inch max.
Unit Weight		8 g to 27 g max.	0.3 oz. to 1 oz.
Terminals		e3: Pure Sn	

ENVIRONMENTAL SPECIFICATIONS	
Temperature Range	- 55 °C to 125 °C
Climatic Category	55/125/56
Sealing	Fully sealed - Container IP68
Panel sealing	Immersion at 30 m (100 feet) in sea salt water or clear water

OPTIONS

Special Feature Command Shaft

Length is measured from the mounting surface to the free end of the shaft. The screwdriver slot is aligned with the wiper within $\pm 10^\circ$. Special shafts are available, in accordance to drawings supplied by customers. We recommend that customers should not machine tool shafts, in order to avoid damage. Bending or torsion of terminals should also be avoided.

MARKING

Printed:

- Vishay trademark
- Part number (including ohmic value code, tolerance code and resistance law)
- Manufacturing date
- Marking of terminals a

PACKAGING

In box

Packaging quantity depending on shafts:

- Box of 8 pieces for shaft FR (code BO8)
- Box of 10 pieces for shaft FG or FL (code BO10)
- Box of 15 pieces for shaft BJ (code BO15)
- Box of 25 pieces for shaft BB (code BO25)

PERFORMANCE

TESTS	CONDITIONS	TYPICAL VALUES AND DRIFTS		
		$\Delta R_T/R_T$ (%)	$\Delta R_{1-2}/R_{1-2}$ (%)	OTHER
Electrical Endurance	1000 h at rated power 90'/30' - ambient temp. 70 °C	± 1 %	-	Contact res. variation: < 3 % Rn
Climatic Sequence	Phase A dry heat 125 °C Phase B damp heat Phase C cold - 55 °C Phase D damp heat 5 cycles	± 0.5 %	± 1 %	-
Damp Heat, Steady State	56 days 40 °C 93 % HR	± 0.5 %	± 1 %	Dielectric strength: 1000 V Insulation resistance: > 10 ⁴ MΩ
Change of Temperature	5 cycles - 55 °C at + 125 °C	± 0.5 %	-	-
Mechanical Endurance	25 000 cycles	± 3 %	-	Contact res. variation: < 2 % Rn
Shock	50 g's at 11 ms 3 successive shocks in 3 directions	± 0.1 %	± 0.2 %	-
Vibration	10 Hz to 55 Hz 0.75 mm or 10 g's during 6 h	± 0.1 %	-	$\Delta V_{1-2}/V_{1-3} < \pm 0.2$ %



ORDERING INFORMATION (Part Number)																	
P	1	3	S	M	N	F	L	S	1	0	3	M	A	E			
MODEL	BUSHING			SHAFT			SHAFT STYLE	OHMIC VALUE	TOLERANCE	TAPER		SPECIAL					
P13SM	∅	L	Shaft ∅		∅	L	S = Slotted On request: R = Round F = Flat D = Custom	Linear law from 22 Ω to 10 MΩ Logarithmic law from 1 kΩ to 2.2. MΩ 103 = 10 kΩ	M = 20 % On request: K = 10 % J = 5 %	A = Linear L = Clockwise logarithmic F = Inverse clockwise logarithmic	E = Locating peg or special code given by Vishay						
	N	10	10.3	6	BB	3.17	12.7										
	B	6.35	9.52	3.17	BJ	3.17	22.2										
					FG	6	16										
					FL	6	25										
					FR	6	50										
					AP	Custom											

PART NUMBER DESCRIPTION (for information only)												
P13SM	N	E	FL	S	10K	20 %	A		BO10			e3
MODEL	BUSHING	SPECIAL	SHAFT	SHAFT STYL	VALUE	TOLERANCE	TAPER	SPECIAL	PACKAGING	SHAFT	SPECIAL	LEAD (Pb)-FREE



Disclaimer

ALL PRODUCT, PRODUCT SPECIFICATIONS AND DATA ARE SUBJECT TO CHANGE WITHOUT NOTICE TO IMPROVE RELIABILITY, FUNCTION OR DESIGN OR OTHERWISE.

Vishay Intertechnology, Inc., its affiliates, agents, and employees, and all persons acting on its or their behalf (collectively, "Vishay"), disclaim any and all liability for any errors, inaccuracies or incompleteness contained in any datasheet or in any other disclosure relating to any product.

Vishay makes no warranty, representation or guarantee regarding the suitability of the products for any particular purpose or the continuing production of any product. To the maximum extent permitted by applicable law, Vishay disclaims (i) any and all liability arising out of the application or use of any product, (ii) any and all liability, including without limitation special, consequential or incidental damages, and (iii) any and all implied warranties, including warranties of fitness for particular purpose, non-infringement and merchantability.

Statements regarding the suitability of products for certain types of applications are based on Vishay's knowledge of typical requirements that are often placed on Vishay products in generic applications. Such statements are not binding statements about the suitability of products for a particular application. It is the customer's responsibility to validate that a particular product with the properties described in the product specification is suitable for use in a particular application. Parameters provided in datasheets and/or specifications may vary in different applications and performance may vary over time. All operating parameters, including typical parameters, must be validated for each customer application by the customer's technical experts. Product specifications do not expand or otherwise modify Vishay's terms and conditions of purchase, including but not limited to the warranty expressed therein.

Except as expressly indicated in writing, Vishay products are not designed for use in medical, life-saving, or life-sustaining applications or for any other application in which the failure of the Vishay product could result in personal injury or death. Customers using or selling Vishay products not expressly indicated for use in such applications do so at their own risk. Please contact authorized Vishay personnel to obtain written terms and conditions regarding products designed for such applications.

No license, express or implied, by estoppel or otherwise, to any intellectual property rights is granted by this document or by any conduct of Vishay. Product names and markings noted herein may be trademarks of their respective owners.

Material Category Policy

Vishay Intertechnology, Inc. hereby certifies that all its products that are identified as RoHS-Compliant fulfill the definitions and restrictions defined under Directive 2011/65/EU of The European Parliament and of the Council of June 8, 2011 on the restriction of the use of certain hazardous substances in electrical and electronic equipment (EEE) - recast, unless otherwise specified as non-compliant.

Please note that some Vishay documentation may still make reference to RoHS Directive 2002/95/EC. We confirm that all the products identified as being compliant to Directive 2002/95/EC conform to Directive 2011/65/EU.

Vishay Intertechnology, Inc. hereby certifies that all its products that are identified as Halogen-Free follow Halogen-Free requirements as per JEDEC JS709A standards. Please note that some Vishay documentation may still make reference to the IEC 61249-2-21 definition. We confirm that all the products identified as being compliant to IEC 61249-2-21 conform to JEDEC JS709A standards.

Компания «Океан Электроники» предлагает заключение долгосрочных отношений при поставках импортных электронных компонентов на взаимовыгодных условиях!

Наши преимущества:

- Поставка оригинальных импортных электронных компонентов напрямую с производств Америки, Европы и Азии, а так же с крупнейших складов мира;
- Широкая линейка поставок активных и пассивных импортных электронных компонентов (более 30 млн. наименований);
- Поставка сложных, дефицитных, либо снятых с производства позиций;
- Оперативные сроки поставки под заказ (от 5 рабочих дней);
- Экспресс доставка в любую точку России;
- Помощь Конструкторского Отдела и консультации квалифицированных инженеров;
- Техническая поддержка проекта, помощь в подборе аналогов, поставка прототипов;
- Поставка электронных компонентов под контролем ВП;
- Система менеджмента качества сертифицирована по Международному стандарту ISO 9001;
- При необходимости вся продукция военного и аэрокосмического назначения проходит испытания и сертификацию в лаборатории (по согласованию с заказчиком);
- Поставка специализированных компонентов военного и аэрокосмического уровня качества (Xilinx, Altera, Analog Devices, Intersil, Interpoint, Microsemi, Actel, Aeroflex, Peregrine, VPT, Syfer, Eurofarad, Texas Instruments, MS Kennedy, Miteq, Cobham, E2V, MA-COM, Hittite, Mini-Circuits, General Dynamics и др.);

Компания «Океан Электроники» является официальным дистрибьютором и эксклюзивным представителем в России одного из крупнейших производителей разъемов военного и аэрокосмического назначения «JONHON», а так же официальным дистрибьютором и эксклюзивным представителем в России производителя высокотехнологичных и надежных решений для передачи СВЧ сигналов «FORSTAR».



JONHON

«JONHON» (основан в 1970 г.)

Разъемы специального, военного и аэрокосмического назначения:

(Применяются в военной, авиационной, аэрокосмической, морской, железнодорожной, горно- и нефтедобывающей отраслях промышленности)

«FORSTAR» (основан в 1998 г.)

ВЧ соединители, коаксиальные кабели, кабельные сборки и микроволновые компоненты:

(Применяются в телекоммуникациях гражданского и специального назначения, в средствах связи, РЛС, а так же военной, авиационной и аэрокосмической отраслях промышленности).



Телефон: 8 (812) 309-75-97 (многоканальный)

Факс: 8 (812) 320-03-32

Электронная почта: ocean@oceanchips.ru

Web: <http://oceanchips.ru/>

Адрес: 198099, г. Санкт-Петербург, ул. Калинина, д. 2, корп. 4, лит. А