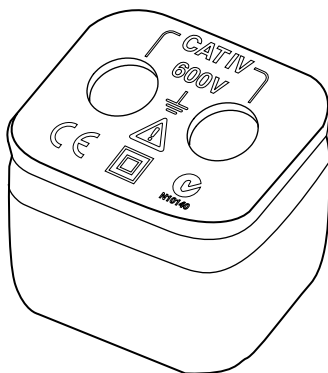


FLUKE®

Instruction Sheet

SV225






Stray Voltage Eliminator



- Do not apply more than the rated voltage, as marked on the multimeter or in the Adapter specifications (whichever is lower) between the terminals, or between any terminal and earth ground.
- Before each use, inspect test leads for damage and check for continuity. Do not use leads that are damaged or show high resistance. Look for cracks or missing plastic on the lead housing or cable insulation.
- Adhere to local and national safety codes.
- Individual protective equipment must be used to prevent shock and injury.
- If the equipment is used in a manner not specified by the manufacturer, the protection provided by the equipment may be impaired.
- The Adapter is specified for CAT III 1000V/CAT IV 600V per EN61010.
 - CAT III equipment is designed to protect against transients in equipment in fixed-equipment installations, such as distribution panels, feeders and short branch circuits, and lighting systems in large buildings.
 - CAT IV equipment is designed to protect against transients from the primary supply level, such as an electricity meter or an overhead or underground utility service.

Symbols

The following symbols appear on the Adapter or in this instruction sheet.

-  Product is protected by double insulation.
-  Risk of Danger. Important information. See Instruction Sheet.
-  Hazardous voltage.
-  N10140
Conforms to relevant Australian standards.
-  CE
Conforms to relevant European Union directives.

Introduction

The SV225 Stray Voltage Eliminator (hereafter referred to as “the Adapter”) is a digital multimeter accessory that allows measurements in circuits which may be subject to stray voltages encountered from adjacent-energized wiring.

The Adapter provides an approximate 3,000 Ω load to the measured circuit, desensitizing the meter to low energy, spurious sources of interference. The Adapter is only used for voltage measurements. When used with a compatible digital multimeter, it can be determined whether the circuits under test are energized or not.

Safety Information

  **Read First: Safety Information**

To avoid possible electric shock or personal injury:

- Read the operating instructions before use and follow all safety instructions.
- Use caution when working with voltages above 60 V dc or 30 V ac. Such voltages pose a shock hazard.
- Before testing the desired circuit, ensure that the multimeter and Adapter are functioning properly by testing a known live circuit. A de-energized circuit will be indicated on the multimeter display as a reading near zero volts.
- When using the Adapter to eliminate stray or ghost voltage, the Adapter has a low input impedance, nominally 3,000 Ω . This low impedance places a moderate load on the circuit under test. Do not use the Adapter to measure live voltages in circuits that could be damaged by a 3 k Ω load.

Specifications

Voltages up to 1000 volts continuous can be safely applied to the Adapter without damage.

Operation Temperature

-20 °C to +55 °C (-40 °F to 131 °F)

Altitude

2,000 Meters Operating

Humidity

90 % at 0 to 35 °C (32 °F to 95 °F), 70 % at 35 to 55 °C (95 °F to 131 °F)

Nominal Resistance

3,000 Ω @ 25 °C (77 °F)

Instrument Compatibility

The Adapter is for use with any high-impedance digital multimeter ($\geq 1 \text{ M}\Omega$) which accepts 4 mm safety-shrouded banana plugs and with any test leads using the same safety-shrouded banana plugs. The Adapter is compatible with the following Fluke digital multimeters and testers:

- Fluke 27
- 70 Series
- 80 Series
- Fluke-110 Series
- 170 Series
- 180 Series
- T5 Series testers

PN 2429231

March 2005

© 2005 Fluke Corporation. All rights reserved. Printed in U.S.A.

All product names are trademarks of their respective companies.

Operation

To use the Adapter, do the following:

1. Plug the Adapter into the digital multimeter's **V/Ω** and **COMMON** input jacks.
2. Plug the test leads into the Adapter input jacks observing the proper polarity (red lead to red jack, black lead to black jack). Make sure the leads and Adapter are fully connected to the instrument.
3. Turn the multimeter's function switch to the Volts AC measurement function.

⚠⚠ Warning

To avoid possible electric shock or personal injury, before testing the desired circuit, ensure that the multimeter and Adapter are functioning properly by testing a known live circuit. A de-energized circuit will be indicated on the multimeter display as a reading near zero volts.

4. After determining the circuit under test is de-energized, retest the known live circuit again to insure the multimeter and Adapter are still working properly.

Note

Most digital multimeters never display a zero-volt reading for a de-energized circuit. A small residual reading may always be present.

The example in Figure 1 shows a reading of 13.2 millivolts AC which is very close to a zero-volt reading. 1 millivolt is equal to .001 volts or 1/1000th of a volt.

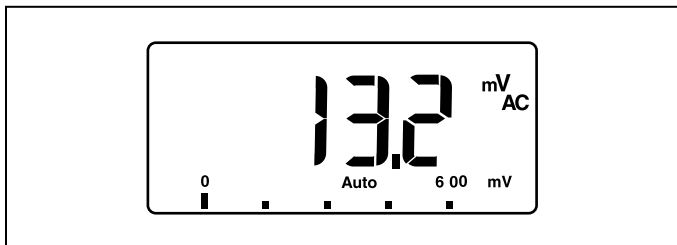


Figure 1. Residual Voltage Reading

Maintenance

Cleaning

⚠ Caution

To avoid damaging the Adapter, do not use abrasives or solvents for cleaning.

Periodically wipe the Adapter with a damp cloth and mild detergent.

Contacting Fluke

To contact Fluke, call one of the following telephone numbers:

USA: 1-888-44-FLUKE (1-888-443-5853)
Canada: 1-800-36-FLUKE (1-800-363-5853)
Europe: +31 402-675-200
Japan: +81-3-3434-0181
Singapore: +65-738-5655
Anywhere in the world: +1-425-446-5500
USA Service: 1-888-99-FLUKE (1-888-993-5853)
Or, visit Fluke's Web site at www.fluke.com.
To register your product, visit register.fluke.com

LIMITED WARRANTY AND LIMITATION OF LIABILITY

This Fluke product will be free from defects in material and workmanship for one year from the date of purchase. This warranty does not cover fuses, disposable batteries, or damage from accident, neglect, misuse, alteration, contamination, or abnormal conditions of operation or handling. Resellers are not authorized to extend any other warranty on Fluke's behalf. To obtain service during the warranty period, contact your nearest Fluke authorized service center to obtain return authorization information, then send the product to that Service Center with a description of the problem.

THIS WARRANTY IS YOUR ONLY REMEDY. NO OTHER WARRANTIES, SUCH AS FITNESS FOR A PARTICULAR PURPOSE, ARE EXPRESSED OR IMPLIED. FLUKE IS NOT LIABLE FOR ANY SPECIAL, INDIRECT, INCIDENTAL OR CONSEQUENTIAL DAMAGES OR LOSSES, ARISING FROM ANY CAUSE OR THEORY. Since some states or countries do not allow the exclusion or limitation of an implied warranty or of incidental or consequential damages, this limitation of liability may not apply to you.

Fluke Corporation
P.O. Box 9090
Everett, WA 98206-9090
U.S.A.

Fluke Europe B.V.
P.O. Box 1186
5602 BD Eindhoven
The Netherlands

11/99

Компания «Океан Электроники» предлагает заключение долгосрочных отношений при поставках импортных электронных компонентов на взаимовыгодных условиях!

Наши преимущества:

- Поставка оригинальных импортных электронных компонентов напрямую с производств Америки, Европы и Азии, а так же с крупнейших складов мира;
- Широкая линейка поставок активных и пассивных импортных электронных компонентов (более 30 млн. наименований);
- Поставка сложных, дефицитных, либо снятых с производства позиций;
- Оперативные сроки поставки под заказ (от 5 рабочих дней);
- Экспресс доставка в любую точку России;
- Помощь Конструкторского Отдела и консультации квалифицированных инженеров;
- Техническая поддержка проекта, помощь в подборе аналогов, поставка прототипов;
- Поставка электронных компонентов под контролем ВП;
- Система менеджмента качества сертифицирована по Международному стандарту ISO 9001;
- При необходимости вся продукция военного и аэрокосмического назначения проходит испытания и сертификацию в лаборатории (по согласованию с заказчиком);
- Поставка специализированных компонентов военного и аэрокосмического уровня качества (Xilinx, Altera, Analog Devices, Intersil, Interpoint, Microsemi, Actel, Aeroflex, Peregrine, VPT, Syfer, Eurofarad, Texas Instruments, MS Kennedy, Miteq, Cobham, E2V, MA-COM, Hittite, Mini-Circuits, General Dynamics и др.);

Компания «Океан Электроники» является официальным дистрибьютором и эксклюзивным представителем в России одного из крупнейших производителей разъемов военного и аэрокосмического назначения «JONHON», а так же официальным дистрибьютором и эксклюзивным представителем в России производителя высокотехнологичных и надежных решений для передачи СВЧ сигналов «FORSTAR».



JONHON

«JONHON» (основан в 1970 г.)

Разъемы специального, военного и аэрокосмического назначения:

(Применяются в военной, авиационной, аэрокосмической, морской, железнодорожной, горно- и нефтедобывающей отраслях промышленности)

«FORSTAR» (основан в 1998 г.)

ВЧ соединители, коаксиальные кабели, кабельные сборки и микроволновые компоненты:

(Применяются в телекоммуникациях гражданского и специального назначения, в средствах связи, РЛС, а так же военной, авиационной и аэрокосмической отраслях промышленности).



Телефон: 8 (812) 309-75-97 (многоканальный)

Факс: 8 (812) 320-03-32

Электронная почта: ocean@oceanchips.ru

Web: <http://oceanchips.ru/>

Адрес: 198099, г. Санкт-Петербург, ул. Калинина, д. 2, корп. 4, лит. А