


NTC Thermistors, Coated



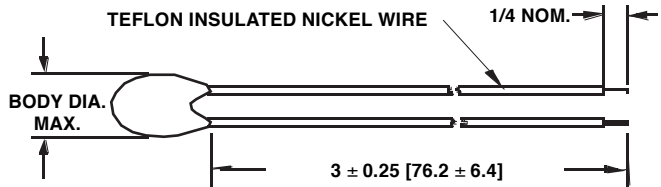
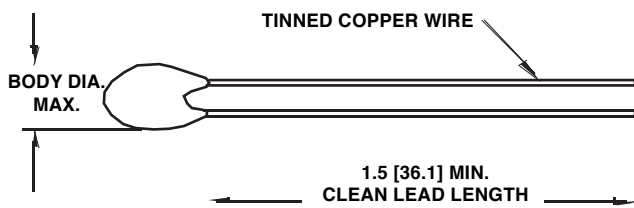
FEATURES

- Small size - conformally coated.
- Wide resistance range.
- Available in 11 different R-T curves.

DESCRIPTION

Models M, C, and T are conformally coated, leaded thermistors for standard PC board mounting or assembly in probes. The coating is baked-on phenolic for durability and long-term stability. Models M and C have tinned solid copper leads. Model T has solid nickel wires with Teflon® insulation to provide isolation when assembled in metal probes or housings.

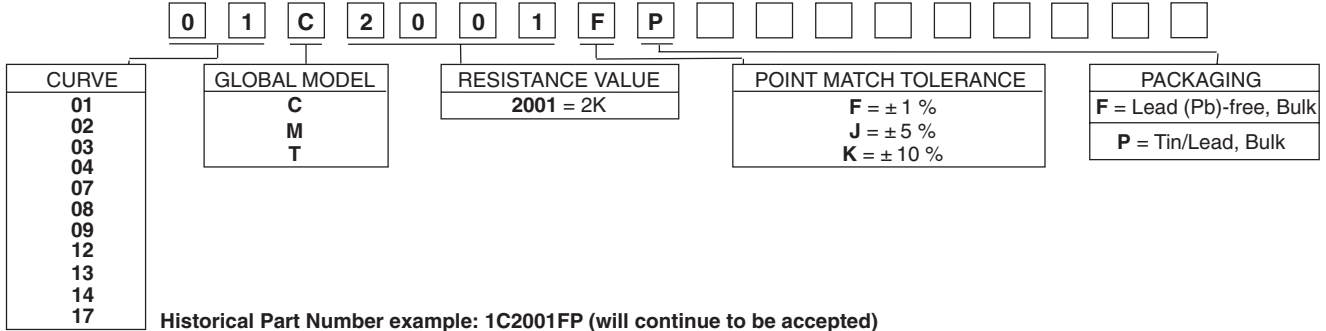
DIMENSIONS in inches [millimeters]



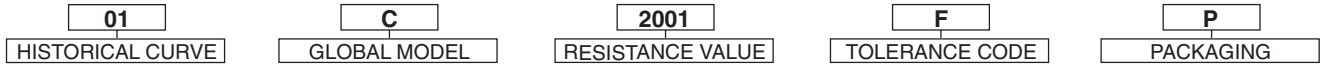
LD DIAMETER	WIRE SIZE
Type M	AWG 30: 0.0100 [0.254]
Type C	AWG 28: 0.0126 [0.320]
Type T	AWG 30: 0.0100 [0.254]

GLOBAL PART NUMBER INFORMATION


New Global Part Numbering: 01C2001FP (preferred part numbering format)



Historical Part Number example: 1C2001FP (will continue to be accepted)



New Global Part Numbering: 01C2001SPC3 (preferred part numbering format)



*See following pages for Tolerance explanations and details.

Historical Part Number example: 1C2001SPC3 (will continue to be accepted)





SELECTION GUIDE FOR TYPE M, C, AND T THERMISTORS										
R ₂₅ (Ohms)	CURVE NUMBER									
	1	2	3	4	7	8	9	12	14	17
27									.	
33									..	
50									...	
56									...	
68			
82			
100			
120			
150			
180			
220			
270			
330								
390								
470								
500								
560								
680		...								
820		...								
1K		...								
1.2K		...								
1.5K		...								
1.8K								
2.2K								
2.7K								
3.3K								
3.9K	...									
4.7K	...									
5K	...									
5.6K	...									
6.8K
8.2K
10K
12K
15K
18K
22K			
27K			
33K			
39K			
47K			
50K			
56K						
68K							
82K							
100K							
120K								
150K								
180K								
220K					...					
270K					...					
330K								.		
390K								..		
470K								..		
500K								...		
560K								...		
680K								...		
820K								...		
1 Meg								...		

MAXIMUM BODY DIAMETER

- . 0.125 [3.2]
- .. 0.110 [2.8]
- ... 0.095 [2.4]

DISSIPATION CONSTANT

2 - 3 mWatts/°C

THERMAL TIME CONSTANT

6 - 14 Seconds

NOTE:

1. Intermediate resistance values between the standard value series are available. Size would be the same as the color grouping.
2. Other body diameters available. Bead diameter increases as Res. decreases. (Consult Factory)
3. Leaded series of thermistors includes additional styles: (Consult Factory)
 - Type B: 26AWG lead, 0.0159 [0.40]
 - Type F: 32AWG lead, 0.008 [0.20]
 - Type E: 24AWG lead, 0.020 [0.51]
 - Type D: 22AWG lead, 0.025 [0.64]
 - Type G: 20AWG lead, 0.032 [0.81]
 - Type H: 18AWG lead, 0.040 [1.02]



TOLERANCES AVAILABLE FOR TYPE M, C AND T THERMISTORS

DESCRIPTION OF THERMISTOR TOLERANCES

The many applications of thermistors have mandated the need for two basic tolerance schemes for these products - Curve Tracking and Point Match Thermistors. An example of the resistance tolerance at various temperatures for the two different tolerancing methods is described in the following graph:



CURVE TRACKING TOLERANCE

Thermistors are calibrated at the high temperature of the curve track range and then final tested at the low temperature of the curve track range. This ensures that the thermistor will meet the specified temperature accuracy at every temperature within the desired temperature range. Several temperature ranges are available and the accuracy of the thermistor may be ± 0.2 °C, ± 0.5 °C, and ± 1.0 °C. The Curve Tracking temperature ranges and their code designators are shown in Figure 1 and Table 1.

To specify, add the appropriate suffix from the following table to the part number.

Example: 1M1002-B3 = Curve 1, 10 kilohms at + 25 °C, curve tracking to ± 0.5 °C from 0 °C to + 70 °C

STANDARD ELECTRICAL SPECIFICATIONS FOR CURVE TRACKING THERMISTORS																
TEMP. RANGE		0 °C to + 70 °C			- 20 °C to + 50 °C			0 °C to + 100 °C			25 °C to + 90 °C			0 °C to + 50 °C		
TOLERANCE		±1 °C	±0.5 °C	±0.2 °C	±1 °C	±0.5 °C	±0.2 °C	±1 °C	±0.5 °C	±0.2 °C	±1 °C	±0.5 °C	±0.2 °C	±1 °C	±0.5 °C	±0.2 °C
PART NO. SUFFIX		- A3	- B3	- C3	- A2	- B2	- C2	- A4	- B4	- C4	- A5	- B5	- C5	- A8	- B8	- C8
C	1	X	X	X	X	X	X	X	X	N/A	X	X	X	X	X	X
U	2	X	X	X	X	X	X	X	X	N/A	X	X	X	X	X	X
R	4	X	X	X	X	X	X	X	X	N/A	X	X	X	X	X	X
V	8	X	X	X	X	X	X	X	X	N/A	X	X	X	X	X	X
E	9	X	X	X	X	X	X	X	X	N/A	X	X	X	X	X	X

POINT MATCH TOLERANCE

The standard leaded thermistors are calibrated and tested at 25 °C to a tolerance of ± 5 % or ± 10 %; however, tighter tolerance, point matched thermistors are readily available as are special point match temperatures to fit your application.

Since these thermistors have only one controlled point of reference (the point match temperature), the resistance at other temperatures is given by the "Resistance vs. Temperature Conversion Tables" for the appropriate material curve. The resistance value at any temperature is the ratio factor times the resistance at 25 °C.

Example: 1M1002-5, +70 °C resistance = (Resistance factor for curve 1 at 70 °C is 0.1990) X (10000 ohm resistance at 25 °C) = 1990 ohms.

The tolerance of the resistance at any temperature is described by Figure 2.

**FIGURE 2
POINT MATCH TOLERANCES VS. TEMPERATURE**



Point match resistance tolerances at temperatures other than 25 °C are not the same as the calibration temperature. This difference is presented in Figure 2.

The tolerance at any given temperature is the point match tolerance + the MT ± % (Manufacturing Tolerance).

The MT ± % may be obtained from the R vs. T Conversion tables and is added to the point match temperature, i.e., ± 1 % Tol. at 25 °C + ± 2.6 % at - 30 °C for Curve 1 equals a total tolerance of ± 3.6 % at - 30 °C.

COMPUTER AIDS FOR THERMISTOR SELECTION

A spreadsheet is available for the Vishay Thermistor Materials that calculates Beta, Steinhart-Hart Equation Constants A, B, and C, the resistance at any temperature based upon the Steinhart constants or Beta, the temperature equivalent of the resistance reading, and resistance temperature coefficients.

This spread sheet will also calculate the total resistance tolerance of any point matched thermistor for temperatures in 10 °C increments, and the resistance tolerance at any temperature within the calibrated range of curve tracking thermistors. Please contact factory if interested in this Excel™ spreadsheet.



Disclaimer

All product specifications and data are subject to change without notice.

Vishay Intertechnology, Inc., its affiliates, agents, and employees, and all persons acting on its or their behalf (collectively, "Vishay"), disclaim any and all liability for any errors, inaccuracies or incompleteness contained herein or in any other disclosure relating to any product.

Vishay disclaims any and all liability arising out of the use or application of any product described herein or of any information provided herein to the maximum extent permitted by law. The product specifications do not expand or otherwise modify Vishay's terms and conditions of purchase, including but not limited to the warranty expressed therein, which apply to these products.

No license, express or implied, by estoppel or otherwise, to any intellectual property rights is granted by this document or by any conduct of Vishay.

The products shown herein are not designed for use in medical, life-saving, or life-sustaining applications unless otherwise expressly indicated. Customers using or selling Vishay products not expressly indicated for use in such applications do so entirely at their own risk and agree to fully indemnify Vishay for any damages arising or resulting from such use or sale. Please contact authorized Vishay personnel to obtain written terms and conditions regarding products designed for such applications.

Product names and markings noted herein may be trademarks of their respective owners.

Компания «Океан Электроники» предлагает заключение долгосрочных отношений при поставках импортных электронных компонентов на взаимовыгодных условиях!

Наши преимущества:

- Поставка оригинальных импортных электронных компонентов напрямую с производств Америки, Европы и Азии, а так же с крупнейших складов мира;
- Широкая линейка поставок активных и пассивных импортных электронных компонентов (более 30 млн. наименований);
- Поставка сложных, дефицитных, либо снятых с производства позиций;
- Оперативные сроки поставки под заказ (от 5 рабочих дней);
- Экспресс доставка в любую точку России;
- Помощь Конструкторского Отдела и консультации квалифицированных инженеров;
- Техническая поддержка проекта, помощь в подборе аналогов, поставка прототипов;
- Поставка электронных компонентов под контролем ВП;
- Система менеджмента качества сертифицирована по Международному стандарту ISO 9001;
- При необходимости вся продукция военного и аэрокосмического назначения проходит испытания и сертификацию в лаборатории (по согласованию с заказчиком);
- Поставка специализированных компонентов военного и аэрокосмического уровня качества (Xilinx, Altera, Analog Devices, Intersil, Interpoint, Microsemi, Actel, Aeroflex, Peregrine, VPT, Syfer, Eurofarad, Texas Instruments, MS Kennedy, Miteq, Cobham, E2V, MA-COM, Hittite, Mini-Circuits, General Dynamics и др.);

Компания «Океан Электроники» является официальным дистрибьютором и эксклюзивным представителем в России одного из крупнейших производителей разъемов военного и аэрокосмического назначения «JONHON», а так же официальным дистрибьютором и эксклюзивным представителем в России производителя высокотехнологичных и надежных решений для передачи СВЧ сигналов «FORSTAR».



JONHON

«JONHON» (основан в 1970 г.)

Разъемы специального, военного и аэрокосмического назначения:

(Применяются в военной, авиационной, аэрокосмической, морской, железнодорожной, горно- и нефтедобывающей отраслях промышленности)

«FORSTAR» (основан в 1998 г.)

ВЧ соединители, коаксиальные кабели,
кабельные сборки и микроволновые компоненты:

(Применяются в телекоммуникациях гражданского и специального назначения, в средствах связи, РЛС, а так же военной, авиационной и аэрокосмической отраслях промышленности).



Телефон: 8 (812) 309-75-97 (многоканальный)

Факс: 8 (812) 320-03-32

Электронная почта: ocean@oceanchips.ru

Web: <http://oceanchips.ru/>

Адрес: 198099, г. Санкт-Петербург, ул. Калинина, д. 2, корп. 4, лит. А