

## Wirewound Rheostat / Potentiometer

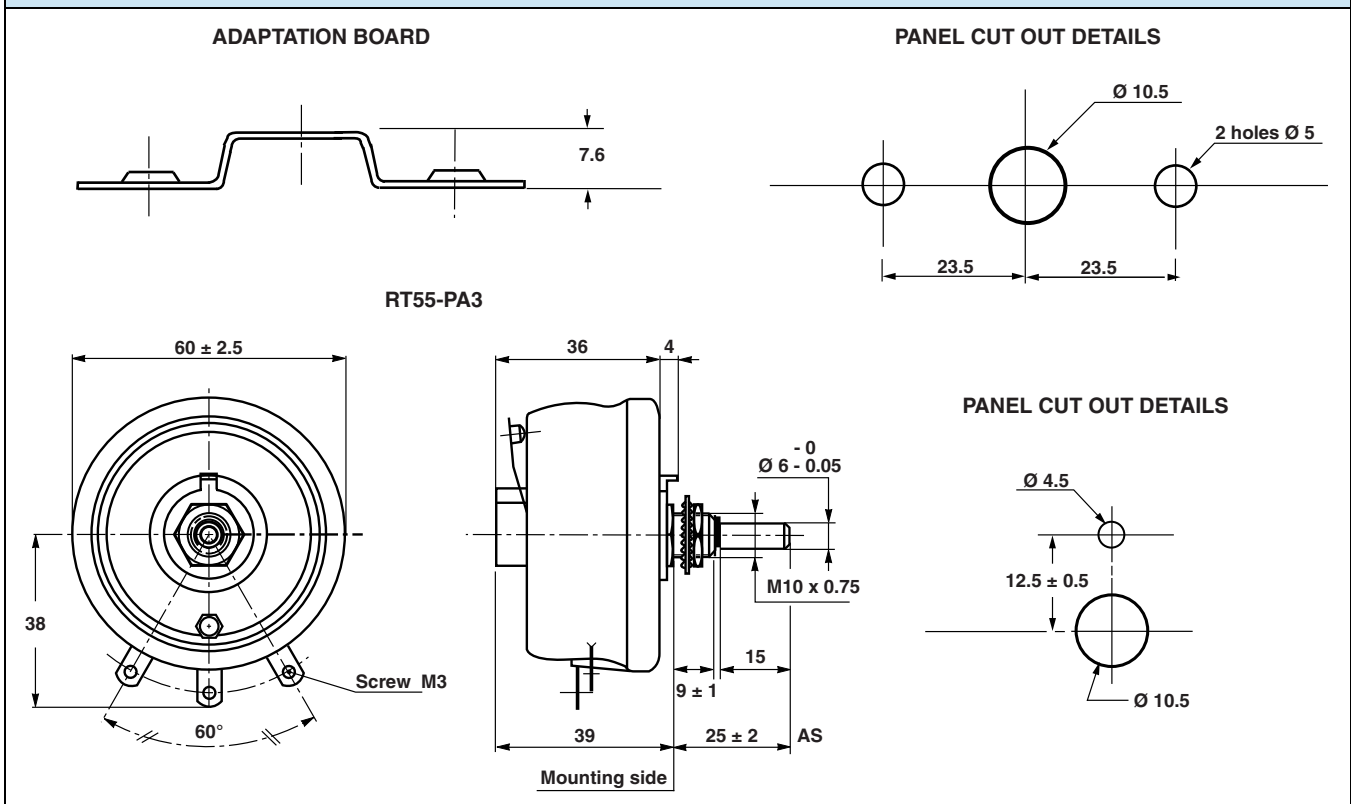


### FEATURES

- 55 W at 25 °C
- CCTU 05-03B (PA3)
- Material categorization: for definitions of compliance please see [www.vishay.com/doc?99912](http://www.vishay.com/doc?99912)


**RoHS**  
COMPLIANT

### DIMENSIONS in millimeters



### STANDARD ELECTRICAL SPECIFICATIONS

MODEL	RESISTANCE RANGE $\Omega$	TOLERANCE $\pm \%$	RATED POWER $P_{25\text{ }^\circ\text{C}}$ W	VARIATION LAW STANDARD <sup>(1)</sup>	LIMITING ELEMENT VOLTAGE V	DIELECTRIC STRENGTH $V_{\text{RMS}}$	INSULATION RESISTANCE $\Omega$
RT55	1 to 10K	10	55	Linear	500 (linear law)	1000	$10^3\text{M}$ (500 $V_{\text{CC}}$ )

**Note**
<sup>(1)</sup> On request: sectorial winding

### CLIMATIC SPECIFICATIONS

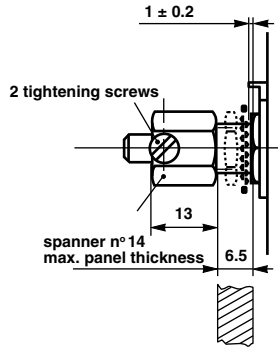
Temperature range	-55 °C; +320 °C
Climatic category	CCTU 454 CEI 55 / 200 / 56

### MECHANICAL SPECIFICATIONS

Mechanical protection	Vitreous
Mechanical travel	$300^\circ \pm 5^\circ$
Operating torque	2 Ncm to 15 Ncm
End stop torque	100 Ncm
Unit weight	175 g

**LOCKING DEVICE**

This is supplied as an option. The available spindle length is according to the panel thickness.  
Order reference: DBA6


**ADAPTATION BOARD**

This enables 2 point mounting instead of bush mounting. The adaptation board is supplied as an option with 2 mounting screws.

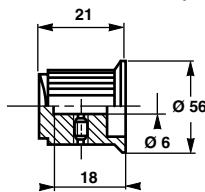
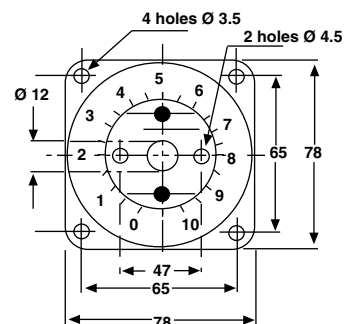
SPINDLES			
Ø mm	DISTANCE TO MOUNTING PLATE mm	SCREW DRIVER SLOT	CODE
6	22	Without	AD
		With	ADF
	25	Without	AS
		With	ASF
	50	Without	AL

**Note**

- For any special requirement on request: spindle flats, etc. Please supply detailed drawing.

**PARTICULAR CHARACTERISTICS**

NOMINAL RESISTANCE Ω	MAX. SERVICE VOLTAGE V	MAX. CURRENT THROUGH WIPER A
1	7.41	7.41
1.5	9.08	6.05
2.2	11	5
3.3	4.7	6.8
4.7	16.1	3.42
6.8	19.3	2.84
10	23.5	2.35
15	28.7	1.91
22	34.8	1.58
33	42.6	1.29
47	50.8	1.08
68	61.2	0.9
100	74.1	0.74
150	90.8	0.6
220	110	0.5
330	135	0.4
470	161	0.34
680	193	0.28
1K	235	0.23
1.5K	287	0.19
2.2K	348	0.16
3.3K	426	0.13
4.7K	500	0.11
5.6K	500	0.09
10K	500	0.05

**COMMAND KNOB 41JF (OPTION)**

**DIAL CG78 (OPTION)**

**MARKING**

Vishay Sfernice trademark, series, style, ohmic value (in Ω or kΩ), tolerance (in %), maximum current in A, manufacturing date.



ORDERING INFORMATION						
<b>RT</b>	<b>055</b>	<b>AS</b>	<b>4701</b>	<b>K</b>	<b>B</b>	<b>XXX</b>
MODEL	STYLE	SPINDLE	OHMIC VALUE	TOLERANCE	PACKAGING	SPECIAL DESIGN

GLOBAL PART NUMBER INFORMATION																					
<table border="1" style="margin: auto;"> <tr> <td style="padding: 5px;">R</td> <td style="padding: 5px;">T</td> <td style="padding: 5px;">0</td> <td style="padding: 5px;">5</td> <td style="padding: 5px;">5</td> <td style="padding: 5px;">A</td> <td style="padding: 5px;">S</td> <td style="padding: 5px;">2</td> <td style="padding: 5px;">2</td> <td style="padding: 5px;">R</td> <td style="padding: 5px;">0</td> <td style="padding: 5px;">K</td> <td style="padding: 5px;">B</td> </tr> </table>									R	T	0	5	5	A	S	2	2	R	0	K	B
R	T	0	5	5	A	S	2	2	R	0	K	B									
GLOBAL MODEL	SIZE	LOCKING DEVICE (OPT.)	WINDING (OPT.)	COMMAND SHAFT	OHMIC VALUE	TOLERANCE	PACKAGING	SPECIAL													
RT	055	D	BXXX or BXXXX As applicable xxx(x) = internal number	AS = standard (Diam: 6 mm) AL ASF AD ADF	The three first digits are significant figures and the last digit specifies the number of zeros to follow. R designates decimal point.  2002 = 20 kΩ 4700 = 470 Ω 22R0 = 22 Ω 0R01 = 0.01 Ω	J = 5 % K = 10 %	B = bulk BO1	As applicable Ex = DXxx													

RELATED DOCUMENTS	
APPLICATION NOTES	
Potentiometers and Trimmers	<a href="http://www.vishay.com/doc?51001">www.vishay.com/doc?51001</a>
Guidelines for Vishay Sfernice Resistive and Inductive Components	<a href="http://www.vishay.com/doc?52029">www.vishay.com/doc?52029</a>



## **Disclaimer**

ALL PRODUCT, PRODUCT SPECIFICATIONS AND DATA ARE SUBJECT TO CHANGE WITHOUT NOTICE TO IMPROVE RELIABILITY, FUNCTION OR DESIGN OR OTHERWISE.

Vishay Intertechnology, Inc., its affiliates, agents, and employees, and all persons acting on its or their behalf (collectively, "Vishay"), disclaim any and all liability for any errors, inaccuracies or incompleteness contained in any datasheet or in any other disclosure relating to any product.

Vishay makes no warranty, representation or guarantee regarding the suitability of the products for any particular purpose or the continuing production of any product. To the maximum extent permitted by applicable law, Vishay disclaims (i) any and all liability arising out of the application or use of any product, (ii) any and all liability, including without limitation special, consequential or incidental damages, and (iii) any and all implied warranties, including warranties of fitness for particular purpose, non-infringement and merchantability.

Statements regarding the suitability of products for certain types of applications are based on Vishay's knowledge of typical requirements that are often placed on Vishay products in generic applications. Such statements are not binding statements about the suitability of products for a particular application. It is the customer's responsibility to validate that a particular product with the properties described in the product specification is suitable for use in a particular application. Parameters provided in datasheets and / or specifications may vary in different applications and performance may vary over time. All operating parameters, including typical parameters, must be validated for each customer application by the customer's technical experts. Product specifications do not expand or otherwise modify Vishay's terms and conditions of purchase, including but not limited to the warranty expressed therein.

Except as expressly indicated in writing, Vishay products are not designed for use in medical, life-saving, or life-sustaining applications or for any other application in which the failure of the Vishay product could result in personal injury or death. Customers using or selling Vishay products not expressly indicated for use in such applications do so at their own risk. Please contact authorized Vishay personnel to obtain written terms and conditions regarding products designed for such applications.

No license, express or implied, by estoppel or otherwise, to any intellectual property rights is granted by this document or by any conduct of Vishay. Product names and markings noted herein may be trademarks of their respective owners.

Компания «Океан Электроники» предлагает заключение долгосрочных отношений при поставках импортных электронных компонентов на взаимовыгодных условиях!

Наши преимущества:

- Поставка оригинальных импортных электронных компонентов напрямую с производств Америки, Европы и Азии, а так же с крупнейших складов мира;
- Широкая линейка поставок активных и пассивных импортных электронных компонентов (более 30 млн. наименований);
- Поставка сложных, дефицитных, либо снятых с производства позиций;
- Оперативные сроки поставки под заказ (от 5 рабочих дней);
- Экспресс доставка в любую точку России;
- Помощь Конструкторского Отдела и консультации квалифицированных инженеров;
- Техническая поддержка проекта, помощь в подборе аналогов, поставка прототипов;
- Поставка электронных компонентов под контролем ВП;
- Система менеджмента качества сертифицирована по Международному стандарту ISO 9001;
- При необходимости вся продукция военного и аэрокосмического назначения проходит испытания и сертификацию в лаборатории (по согласованию с заказчиком);
- Поставка специализированных компонентов военного и аэрокосмического уровня качества (Xilinx, Altera, Analog Devices, Intersil, Interpoint, Microsemi, Actel, Aeroflex, Peregrine, VPT, Syfer, Eurofarad, Texas Instruments, MS Kennedy, Miteq, Cobham, E2V, MA-COM, Hittite, Mini-Circuits, General Dynamics и др.);

Компания «Океан Электроники» является официальным дистрибьютором и эксклюзивным представителем в России одного из крупнейших производителей разъемов военного и аэрокосмического назначения «JONHON», а так же официальным дистрибьютором и эксклюзивным представителем в России производителя высокотехнологичных и надежных решений для передачи СВЧ сигналов «FORSTAR».



## JONHON

«JONHON» (основан в 1970 г.)

Разъемы специального, военного и аэрокосмического назначения:

(Применяются в военной, авиационной, аэрокосмической, морской, железнодорожной, горно- и нефтедобывающей отраслях промышленности)

«FORSTAR» (основан в 1998 г.)

ВЧ соединители, коаксиальные кабели, кабельные сборки и микроволновые компоненты:

(Применяются в телекоммуникациях гражданского и специального назначения, в средствах связи, РЛС, а так же военной, авиационной и аэрокосмической отраслях промышленности).



Телефон: 8 (812) 309-75-97 (многоканальный)

Факс: 8 (812) 320-03-32

Электронная почта: [ocean@oceanchips.ru](mailto:ocean@oceanchips.ru)

Web: <http://oceanchips.ru/>

Адрес: 198099, г. Санкт-Петербург, ул. Калинина, д. 2, корп. 4, лит. А