

IEC Appliance Inlet C14 with Filter, Fuseholder 1- or 2-pole



Screw-on from front side
with 2-pole fuseholder



Snap-in mounting from front side
with 2-pole fuseholder



See below:
[Approvals and Compliances](#)

Description

- Panel mount :
Snap-in or screw-on mounting from front side
- 3 Functions :
Appliance Inlet Protection class I , Fuseholder for fuse-links 5 x 20 mm
2-pole , Line filter in standard and medical version
- Quick connect terminals 6.3 x 0.8 mm

Unique Selling Proposition

- Ultra-compact design
- Recessed faston connectors
- High quality filter case made of stainless steel
- Highly resistant since potted filter

Characteristics

- All single elements are already wired
- Plug removal necessary for fuse-link replacement
- Suitable for use in medical equipment according to IEC/UL 60601-1
For applications according IEC/UL 62368-1 we recommend variants with bleed resistor

References

- Alternative: version without line filter [6220](#)
- Alternative: version with V-Lock [KFA](#)

Weblinks

[pdf data sheet](#), [html datasheet](#), [General Product Information](#), [Approvals](#), [Distributor-Stock-Check](#), [Accessories](#), [Detailed request for product](#)

Technical Data

| | |
|---------------------------------|---|
| Ratings IEC | 1 - 10A @ Ta 40 °C / 250VAC; 50Hz |
| Ratings UL/CSA | 1 - 10A @ Ta 40 °C / 250VAC; 60Hz |
| Leakage Current | standard < 0.5mA (250V / 60Hz) medical < 5 µA (250 V / 60 Hz) |
| Dielectric Strength | > 1.7 kVDC between L-N > 2.7 kVDC between L/N-PE Test voltage (2 sec) |
| Allowable Operation Temperature | -25 °C to 85 °C |
| Climatic Category | 25/085/21 acc. to IEC 60068-1 |
| IP-Protection | from front side IP40 acc. to IEC 60529 |
| Protection Class | Suitable for appliances with protection class I acc. to IEC 61140 |
| Terminal | Quick connect terminals 6.3 x 0.8 mm |
| Panel Thickness S | Screw: max 8 mm Mounting screw torque max 0.5Nm Snap-in: 0.8mm to 3mm |
| Material: Housing | Thermoplastic, black, UL 94V-0 |

| | |
|-----------------------------------|---|
| Appliance inlet/-outlet | C14 acc. to IEC 60320-1, UL 60320-1, CSA C22.2 no. 60320-1 (for cold conditions) pin-temperature 70 °C, 10A, Protection Class I |
| Fuseholder | 2-pole, Shocksafe category PC2 acc. to IEC 60127-6, for fuse-links 5 x 20mm |
| Rated Power Acceptance @ Ta 23 °C | 5 x 20: 1.6W (2-pole) |
| Power Acceptance @ Ta > 23°C | Admissible power acceptance at higher ambient temperature see derating curves |
| Line Filter | Standard and Medical Version, IEC 60939-2, UL 60939-3, CSA C22.2 no. 8 Technical Details |
| MTBF | > 2'300'000h acc. to MIL-HB-217 F |

Approvals and Compliances



Detailed information on product approvals, code requirements, usage instructions and detailed test conditions can be looked up in [Details about Approvals](#)

SCHURTER products are designed for use in industrial environments. They have approvals from independent testing bodies according to national and international standards. Products with specific characteristics and requirements such as required in the automotive sector according to IATF 16949, medical technology according to ISO 13485 or in the aerospace industry can be offered exclusively with customer-specific, individual agreements by SCHURTER.

Approvals








The approval mark is used by the testing authorities to certify compliance with the safety requirements placed on electronic products.

Approval Reference Type: 5220

| Approval Logo | Certificates | Certification Body | Description |
|--|---------------|--------------------|----------------------------|
|  | VDE Approvals | VDE | Certificate Number: 101307 |
|  | UL Approvals | UL | UL File Number: E495089 |




Product standards

Product standards that are referenced

| Organization | Design | Standard | Description |
|--|-----------------------|-----------------------|---|
|  | Designed according to | IEC 60320-1 | Appliance couplers for household and similar general purposes |
|  | Designed according to | IEC 60939-2 | Passive filters for suppressing electromagnetic interference |
|  | Designed according to | IEC 60127-6 | Miniature fuses. Part 6. Fuse-holders for miniature fuse-links |
|  | Designed according to | UL 60320-1 | Standard for Attachment Plugs and Receptacles |
|  | Designed according to | UL 60939-3 | Electromagnetic interference filters |
|  | Designed according to | CSA C22.2 no. 60320-1 | General Use Receptacles, Attachment Plugs, and Similar Wiring Devices |
|  | Designed according to | CSA C22.2 no. 8 | Electromagnetic interference (EMI) filters |







Application standards

Application standards where the product can be used

| Organization | Design | Standard | Description |
|--|--------------------------------|----------------|--|
|  | Designed for applications acc. | IEC/UL 62368-1 | IEC 62368-1 includes the basic requirements for safety of audio, video, information technology and office equipment. |
|  | Designed for applications acc. | IEC 60601-1 | Medical electrical equipment - Part 1: General requirements for basic safety and essential performance |
|  | Designed for applications acc. | IEC 60335-1 | Safety of electrical appliances for household and similar purposes. Meets the requirements for appliances in unattended use. This includes the enhanced requirements of glow wire tests acc. to IEC 60695-2-11 or -12 & -13. |

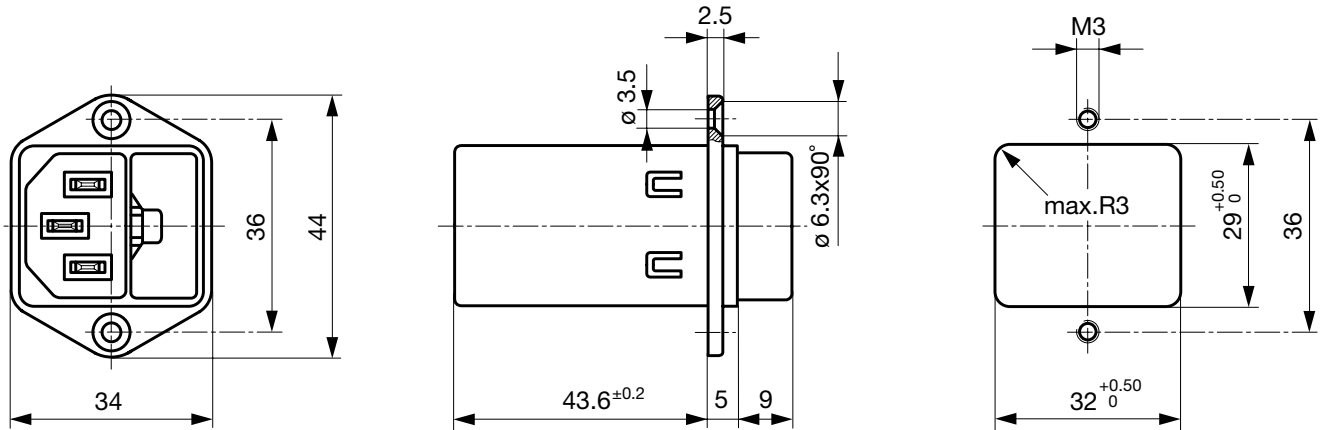
Compliances

The product complies with following Guide Lines

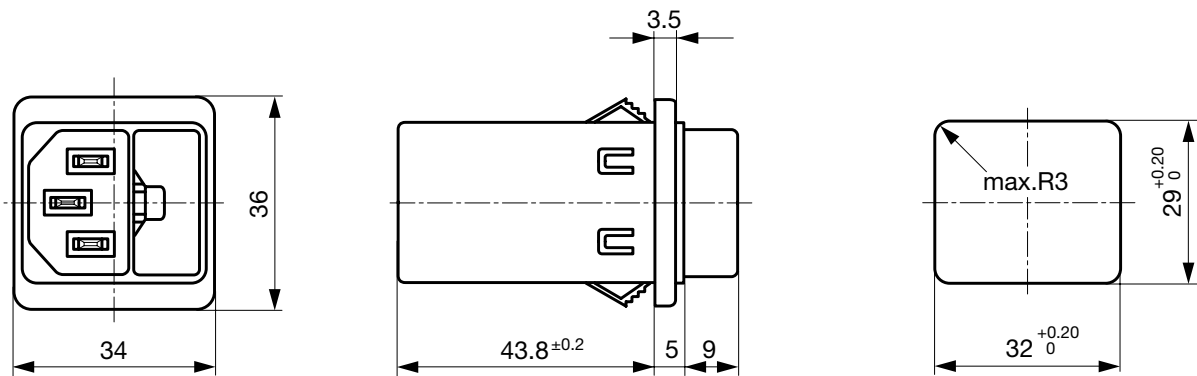
| Identification | Details | Initiator | Description |
|--|------------------------------|-------------|---|
|  | CE declaration of conformity | SCHURTER AG | The CE marking declares that the product complies with the applicable requirements laid down in the harmonisation of Community legislation on its affixing in accordance with EU Regulation 765/2008. |
|  | RoHS | SCHURTER AG | Directive RoHS 2011/65/EU, Amendment (EU) 2015/863 |
|  | China RoHS | SCHURTER AG | The law SJ / T 11363-2006 (China RoHS) has been in force since 1 March 2007. It is similar to the EU directive RoHS. |
|  | REACH | SCHURTER AG | On 1 June 2007, Regulation (EC) No 1907/2006 on the Registration, Evaluation, Authorization and Restriction of Chemicals 1 (abbreviated as "REACH") entered into force. |
|  | White Paper Glow wire test | SCHURTER AG | Meets the requirements of IEC 60335-1 for appliances in unattended use. This includes the enhanced requirements of glow wire tests acc. to IEC 60695-2-11 or -12 & -13. |
|  | Medical Equipment | SCHURTER AG | Suitable for use in medical equipment according to IEC/UL 60601-1 |

Dimensions [mm]

Screw-on mounting type 5220



Snap-in mounting type 5220

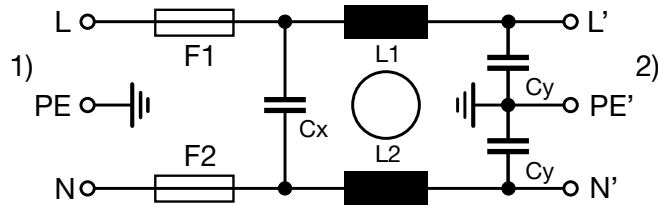


Technical Data of Filter-Components

| Rated Current [A] | Filter-Type | Inductances L [mH] | Capacitance CX [nF] | Capacitance CY [nF] | R [MΩ] |
|-------------------|------------------------------|--------------------|---------------------|---------------------|--------|
| 1 | Standard version | 2 x 11 | 47 | 2.2 | - |
| 2 | Standard version | 2 x 4 | 47 | 2.2 | - |
| 4 | Standard version | 2 x 1.6 | 47 | 2.2 | - |
| 6 | Standard version | 2 x 0.7 | 47 | 2.2 | - |
| 8 | Standard version | 2 x 0.6 | 47 | 2.2 | - |
| 10 | Standard version | 2 x 0.4 | 47 | 2.2 | - |
| 1 | Medical Version (M5) | 2 x 11 | 47 | - | 1 |
| 2 | Medical Version (M5) | 2 x 4 | 47 | - | 1 |
| 4 | Medical Version (M5) | 2 x 1.6 | 47 | - | 1 |
| 6 | Medical Version (M5) | 2 x 0.7 | 47 | - | 1 |
| 8 | Medical Version (M5) | 2 x 0.6 | 47 | - | 1 |
| 10 | Medical Version (M5) | 2 x 0.4 | 47 | - | 1 |
| 10 | Standard and Medical Version | 2 x 11 | 47 | 2.2 | 1 |

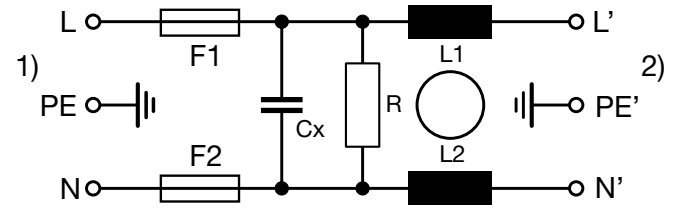
Diagrams

5220 Standard Version



1) Line
 2) Load

5220 Medical Version (M5)



1) Line
 2) Load

Derating Curves

2-pole



Attenuation Loss

--- 50Ω differential mode ___ 50Ω common mode

Standard version



Medical version (M5)

1 A



2 A



4 A



6 A



8 A



10 A



All Variants

| Rated Current [A] | Filter-Type | Panel mounting | Fuseholder | Order Number | |
|-------------------|----------------------|----------------|------------|--------------|---|
| 1 | Standard version | Snap-in | 2-pole | 5220.0143.1 | ■ |
| 2 | Standard version | Snap-in | 2-pole | 5220.0243.1 | ■ |
| 4 | Standard version | Snap-in | 2-pole | 5220.0443.1 | ■ |
| 6 | Standard version | Snap-in | 2-pole | 5220.0643.1 | ■ |
| 8 | Standard version | Snap-in | 2-pole | 5220.0843.1 | ■ |
| 10 | Standard version | Snap-in | 2-pole | 5220.1043.1 | ■ |
| 1 | Standard version | Screw | 2-pole | 5220.0123.1 | ■ |
| 2 | Standard version | Screw | 2-pole | 5220.0223.1 | ■ |
| 4 | Standard version | Screw | 2-pole | 5220.0423.1 | ■ |
| 6 | Standard version | Screw | 2-pole | 5220.0623.1 | ■ |
| 8 | Standard version | Screw | 2-pole | 5220.0823.1 | ■ |
| 10 | Standard version | Screw | 2-pole | 5220.1023.1 | ■ |
| 1 | Medical Version (M5) | Snap-in | 2-pole | 5220.0143.3 | ■ |
| 2 | Medical Version (M5) | Snap-in | 2-pole | 5220.0243.3 | ■ |
| 4 | Medical Version (M5) | Snap-in | 2-pole | 5220.0443.3 | ■ |
| 6 | Medical Version (M5) | Snap-in | 2-pole | 5220.0643.3 | ■ |
| 8 | Medical Version (M5) | Snap-in | 2-pole | 5220.0843.3 | ■ |
| 10 | Medical Version (M5) | Snap-in | 2-pole | 5220.1043.3 | ■ |
| 1 | Medical Version (M5) | Screw | 2-pole | 5220.0123.3 | ■ |
| 2 | Medical Version (M5) | Screw | 2-pole | 5220.0223.3 | ■ |
| 4 | Medical Version (M5) | Screw | 2-pole | 5220.0423.3 | ■ |
| 6 | Medical Version (M5) | Screw | 2-pole | 5220.0623.3 | ■ |
| 8 | Medical Version (M5) | Screw | 2-pole | 5220.0823.3 | ■ |
| 10 | Medical Version (M5) | Screw | 2-pole | 5220.1023.3 | ■ |


■ Most Popular.

Availability for all products can be searched real-time: <https://www.schurter.com/en/Stock-Check/Stock-Check-SCHURTER>

Packaging unit 10 Pcs

Accessories

Description



Assorted Covers
 Rear Cover

0859.0047



Cord retaining kits
 Cord retaining strain relief

Countersunk, B

4700.0002

Mating Outlets/Connectors

Category / Description

[Appliance Outlet Overview complete](#)



4787, Mounting: Screw-on mounting, Appliance Outlet: IEC Solder terminals, 10 A, Suitable for appliances with protection class I

4787

4788, Mounting: Snap-in version, Appliance Outlet: IEC Solder terminals or quick connect terminals, 10 A, Suitable for appliances with protection class I

4788

IEC Appliance Outlet F or H, Screw-on Mounting, Front Side, Solder, PCB or Quick-connect Terminal

5091

[Appliance Outlet further types to 5220](#)

[Connector Overview complete](#)



4782 Mounting: Power Cord, 3 x 1 mm² / 3 x 18 AWG, Cable, Connector: IEC C13

4782

4785 Mounting: Power Cord, 3 x 1 mm² / 3 x 18 AWG, Cable, Connector: IEC C13

4785

4012 Mounting: Power Supply Cord, 3 x 1 mm², Screw clamps, Connector: IEC C13

4012

4300-06 Mounting: Power Cord, 3 x 1 mm² / 3 x 18 AWG, Cable, Connector: IEC C13

4300-06

4781 Mounting: Power Cord, 3 x 1 mm² / 3 x 18 AWG, Cable, Connector: IEC C15

4781

[Connector further types to 5220](#)

...

Компания «Океан Электроники» предлагает заключение долгосрочных отношений при поставках импортных электронных компонентов на взаимовыгодных условиях!

Наши преимущества:

- Поставка оригинальных импортных электронных компонентов напрямую с производств Америки, Европы и Азии, а так же с крупнейших складов мира;
- Широкая линейка поставок активных и пассивных импортных электронных компонентов (более 30 млн. наименований);
- Поставка сложных, дефицитных, либо снятых с производства позиций;
- Оперативные сроки поставки под заказ (от 5 рабочих дней);
- Экспресс доставка в любую точку России;
- Помощь Конструкторского Отдела и консультации квалифицированных инженеров;
- Техническая поддержка проекта, помощь в подборе аналогов, поставка прототипов;
- Поставка электронных компонентов под контролем ВП;
- Система менеджмента качества сертифицирована по Международному стандарту ISO 9001;
- При необходимости вся продукция военного и аэрокосмического назначения проходит испытания и сертификацию в лаборатории (по согласованию с заказчиком);
- Поставка специализированных компонентов военного и аэрокосмического уровня качества (Xilinx, Altera, Analog Devices, Intersil, Interpoint, Microsemi, Actel, Aeroflex, Peregrine, VPT, Syfer, Eurofarad, Texas Instruments, MS Kennedy, Miteq, Cobham, E2V, MA-COM, Hittite, Mini-Circuits, General Dynamics и др.);

Компания «Океан Электроники» является официальным дистрибьютором и эксклюзивным представителем в России одного из крупнейших производителей разъемов военного и аэрокосмического назначения «JONHON», а так же официальным дистрибьютором и эксклюзивным представителем в России производителя высокотехнологичных и надежных решений для передачи СВЧ сигналов «FORSTAR».



JONHON

«JONHON» (основан в 1970 г.)

Разъемы специального, военного и аэрокосмического назначения:

(Применяются в военной, авиационной, аэрокосмической, морской, железнодорожной, горно- и нефтедобывающей отраслях промышленности)

«FORSTAR» (основан в 1998 г.)

ВЧ соединители, коаксиальные кабели, кабельные сборки и микроволновые компоненты:

(Применяются в телекоммуникациях гражданского и специального назначения, в средствах связи, РЛС, а так же военной, авиационной и аэрокосмической отраслях промышленности).



Телефон: 8 (812) 309-75-97 (многоканальный)

Факс: 8 (812) 320-03-32

Электронная почта: ocean@oceanchips.ru

Web: <http://oceanchips.ru/>

Адрес: 198099, г. Санкт-Петербург, ул. Калинина, д. 2, корп. 4, лит. А