

POWER RELAY

1 POLE - 3, 5A Medium Load Control

JY Series

■ FEATURES

- UL, CSA, VDE recognized
- High sensitivity and low power consumption
- High insulation
- Wide operating range
- DIL pitch terminals
- Plastic sealed type, RTIII
- Socket mounting type and socket available
- Compatible with solid state relays type SJ
- RoHS compliant.

Please see page 7 for more information



■ PARTNUMBER INFORMATION

[Example] JY - 12 H E - K P*

 (a) (b) (c) (d) (e) (f)

| | | | |
|-----|--------------------|-----------------|--|
| (a) | Relay type | JY | : JY Series |
| (b) | Coil rated voltage | 12 | : 4.5...48VDC Coil rating table at page 3 |
| (c) | Contact style | Nil H W | : 3A (Single contact) : 5A (Single contact) : 3A (Bifurcated contact) |
| (d) | Contact material | Nil Nil E | : Gold-plate silver cadmium oxide (single contact type) : Gold overlay silver alloy (bifurcated contact type) : Silver cadmium oxide (single contact type) |
| (e) | Enclosure | K | : Plastic sealed type, RTIII |
| (f) | Terminal type | Nil P | : PC board mounting type : Socket mounting type (without JY-W) |

Note: Actual marking omits the hyphen (-) of (*)

JY SERIES

■ SPECIFICATION

| Item | 3A Type | | | 5A Type | | |
|--------------|-------------------------------------|--|--------------------------------------|----------------------|---------------------------------|----------------------|
| | JY - () W | JY - () | JY - () E | JY - () H | JY - () HE | |
| Contact Data | Configuration | 1 form A (SPST-NO) | | | | |
| | Construction | Bifurcated | Single | | | |
| | Material | Gold-over-lay silver alloy AgNi | Gold-plate silver cadmium oxide | Silver cadmium oxide | Gold-plate silver cadmium oxide | Silver cadmium oxide |
| | Resistance (initial) (at 6 VDC, 1A) | Max. 30 mOhm | | Max. 100 mOhm | Max. 30 mOhm | Max. 100 mOhm |
| | Contact rating | 3A, 250VAC / 30VDC | | 5A, 250VAC / 30VDC | | |
| | Max. carrying current | 5A | | | | |
| | Max. switching voltage | 250VAC / 150 VDC | | | | |
| | Max. switching power | 750VA, 90W | | 1,250VA, 150W | | |
| | Max. switching current | 3A | | | | |
| | Min. switching load * | 0.1mA 100 mVDC | 10mA 5VDC | 100mA 5VDC | 10mA 5VDC | 100mA 5VDC |
| Life | Mechanical | Min. 20 x 10 ⁶ operations | | | | |
| | Electrical | Min. 100 x 10 ³ operations (contact rating) | | | | |
| Coil Data | Rated power (at 20 °C) | 200 mW (48V type: 360 mW) | | | | |
| | Operate power (at 20 °C) | 100 mW (48V type: 170 mW) | | | | |
| | Operating temperature range | -40 °C to +90 °C (no frost) (48V type: +80 °C) | | | | |
| Timing Data | Operate (at nominal voltage) | Max. 6 ms (without bounce) | | | | |
| | Release (at nominal voltage) | Max. 3 ms (no diode) | | | | |
| Insulation | Resistance (initial) | Min. 1,000MOhm at 500VDC | | | | |
| | Dielectric strength | Open contacts | 750VAC, 1min | | | |
| | | Contacts to coil | 2,000VAC, 1min | | | |
| | Surge strength | Coil to contacts | 4,000V / 1.2 x 50µs standard wave | | | |
| Other | Vibration resistance | Misoperation | 10 to 55Hz double amplitude 1.5 mm | | | |
| | | Endurance | 10 to 55Hz double amplitude 4.5 mm | | | |
| | Shock | Misoperation | Min. 100m/s ² (11 ± 1ms) | | | |
| | | Endurance | Min. 1,000m/s ² (6 ± 1ms) | | | |
| | Weight | Approximately 5 g | | | | |
| | Sealing | Plastic sealed, RTIII | | | | |

* Minimum switching loads mentioned above are reference values. Please perform the confirmation test with actual load before production since reference values may vary according to switching frequencies, environmental conditions and expected reliability levels.

JY SERIES

■ COIL RATING

| Coil Code | Coil Code | Rated Coil Voltage (VDC) | Coil Resistance +/- 10% (Ohm) | Must Operate Voltage (VDC) * | Must Release-Voltage (VDC) * | Rated Power (mW) |
|-----------|-----------|--------------------------|-------------------------------|------------------------------|------------------------------|------------------|
| 5A type | 3A type | | | | | |
| 4.5 | 4.5 | 4.5 | 100 | 3.1 | 0.23 | 200 |
| 5 | 5 | 5 | 125 | 3.5 | 0.25 | |
| 6 | 6 | 6 | 180 | 4.2 | 0.3 | |
| 9 | 9 | 9 | 405 | 6.3 | 0.45 | |
| 12 | 12 | 12 | 720 | 8.4 | 0.6 | |
| 18 | 18 | 18 | 1,620 | 12.6 | 0.9 | |
| 24 | 24 | 24 | 2,880 | 16.8 | 1.2 | |
| 48 | 48 | 48 | 6,400 | 32.6 | 2.4 | 360 |
| 101 | - | 23.5 | 2,760 | 15.5 | 1.18 | 200 |
| 105 | - | 12 | 720 | 8.4 | 0.6 | |
| 107 | - | 5 | 125 | 3.5 | 0.25 | |

Note: All values in the table are valid for 20°C and zero contact current.

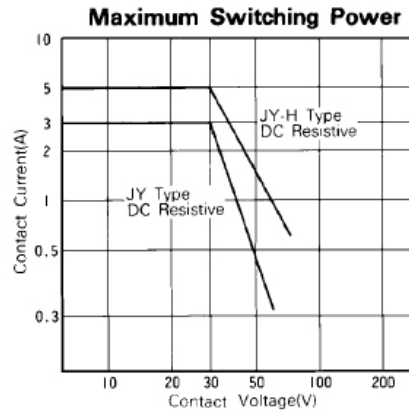
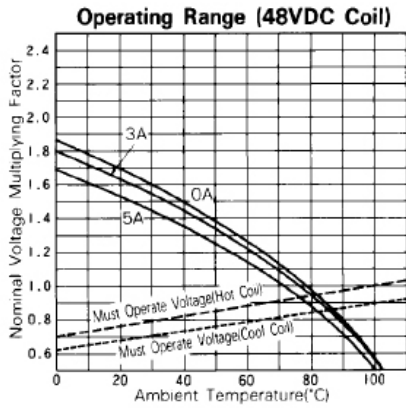
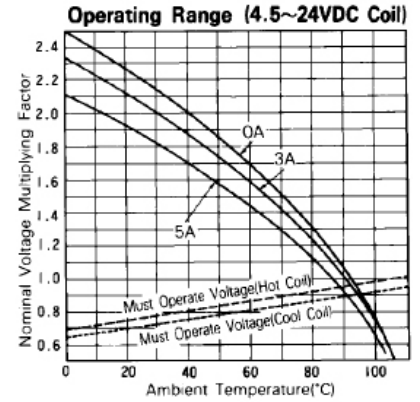
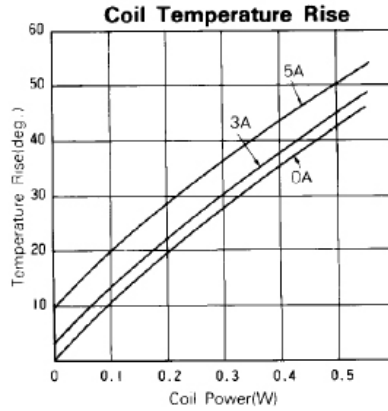
* Specified operate values are valid for pulse wave voltage.

■ SAFETY STANDARDS

| Type | Compliance | Contact rating |
|--------------------------|--------------------------|--|
| UL | UL 508 | Flammability: UL 94-V0 (plastics) |
| | E56140 | [JY-H, JY-HE] 5A, 250 VAC / 30 VDC (resistive) |
| CSA | C22.2 No. 14 LR 35579 | 1/8 HP, 125VAC, 250 VAC Pilot duty code C150 |
| | | [JY, JY-W, JY-E] 3A, 250 VAC / 30 VDC (resistive) 1/10 HP, 125VAC, 250 VAC Pilot duty: C150 |
| VDE (JY..W-K type) | VDE 0435 part 201 | 3A, 250VAC, cos φ1, 100K 3A, 30VDC, 0msec. 100K |

JY SERIES

CHARACTERISTIC DATA

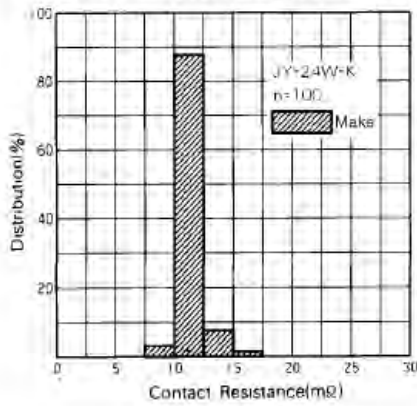


REFERENCE DATA

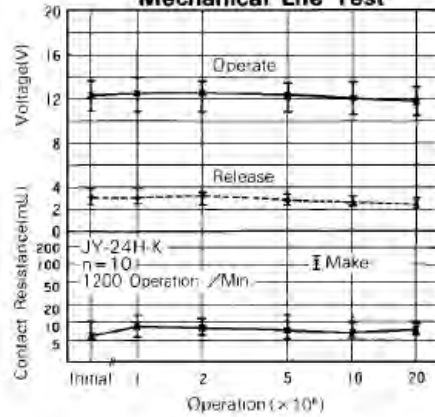


JY SERIES

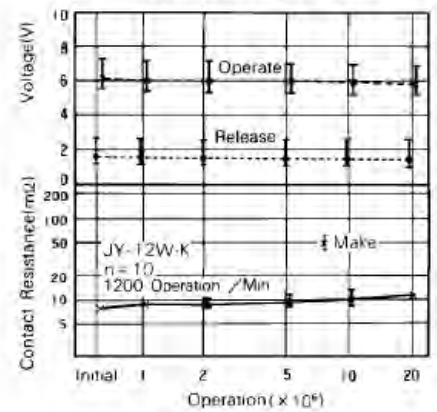
Distribution of Contact Resistance



Mechanical Life Test



Mechanical Life Test



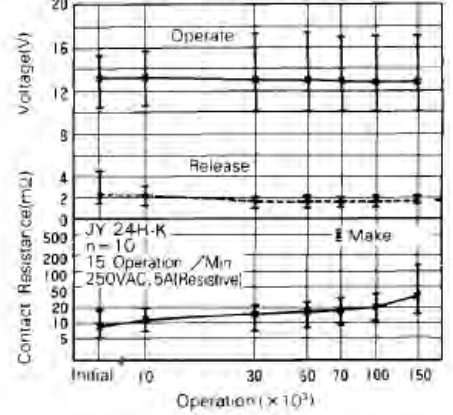
Electrical Life Test



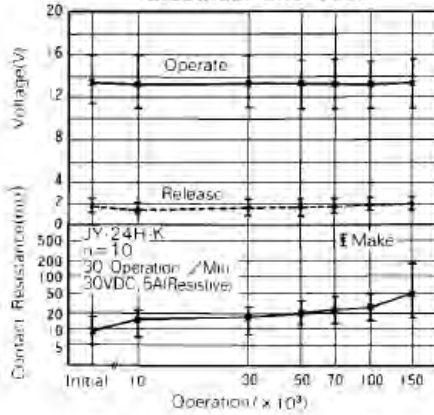
Electrical Life Test



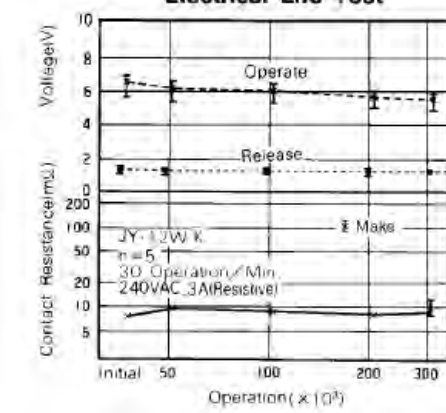
Electrical Life Test



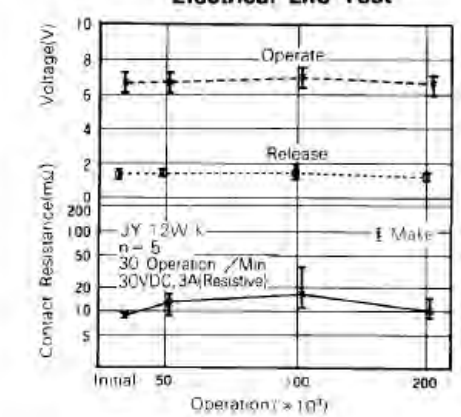
Electrical Life Test



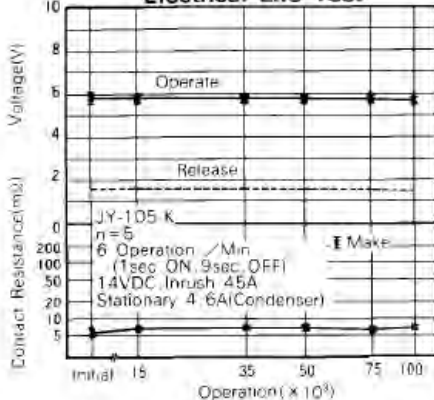
Electrical Life Test



Electrical Life Test



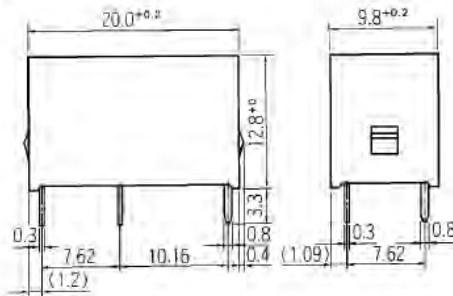
Electrical Life Test



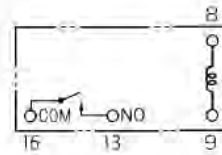
JY SERIES

■ DIMENSIONS

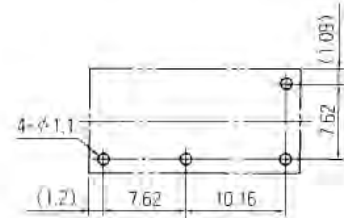
● Dimensions
JY Type



● Schematics
(BOTTOM VIEW)

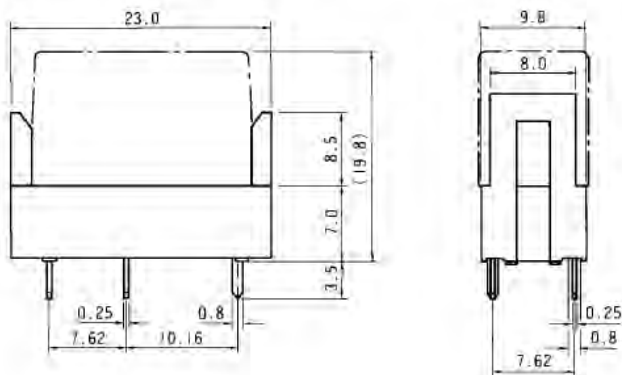


● PC board mounting
hole layout
(BOTTOM VIEW)

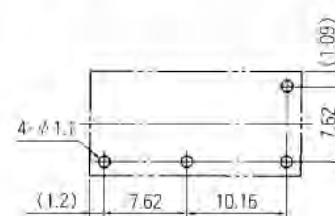


Unit: mm

■ SOCKET DIMENSIONS



● PC board mounting hole layout



Unit: mm

■ NOTES

1. Socket ordering code : JK-4N
2. Standard IC socket is not recommended.
Please use socket "JK-4N".

RoHS Compliance and Lead Free Information

1. General Information

- All signal and power relays produced by Fujitsu Components are compliant with RoHS directive 2002/95/EC including amendments.
- Cadmium as used in electrical contacts is exempted from the RoHS directives on October 21st, 2005. (Amendment to Directive 2002/95/EC)
- All of our signal and power relays are lead-free. Please refer to Lead-Free Status Info for older date codes at: <http://www.fujitsu.com/us/downloads/MICRO/fcai/relays/lead-free-letter.pdf>
- Lead free solder plating on relay terminals is Sn-3.0Ag-0.5Cu, unless otherwise specified. This material has been verified to be compatible with PbSn assembly process.

2. Recommended Lead Free Solder Profile

- Recommended solder Sn-3.0Ag-0.5Cu.

Flow Solder condition:

Pre-heating: maximum 120°C
Soldering: dip within 5 sec. at
260°C solder bath

Solder by Soldering Iron:

Soldering Iron
Temperature: maximum 360°C
Duration: maximum 3 sec.

We highly recommend that you confirm your actual solder conditions

3. Moisture Sensitivity

- Moisture Sensitivity Level standard is not applicable to electromechanical relays, unless otherwise indicated.

4. Tin Whiskers

- Dipped SnAgCu solder is known as presenting a low risk to tin whisker development. No considerable length whisker was found by our in house test.

Fujitsu Components International Headquarter Offices

Japan

Fujitsu Component Limited
Gotanda-Chuo Building
3-5, Higashigotanda 2-chome, Shinagawa-ku
Tokyo 141, Japan
Tel: (81-3) 5449-7010
Fax: (81-3) 5449-2626
Email: promothq@ft.ed.fujitsu.com
Web: www.fcl.fujitsu.com

North and South America

Fujitsu Components America, Inc.
250 E. Caribbean Drive
Sunnyvale, CA 94089 U.S.A.
Tel: (1-408) 745-4900
Fax: (1-408) 745-4970
Email: components@us.fujitsu.com
Web: <http://us.fujitsu.com/components>

Europe

Fujitsu Components Europe B.V.
Diamantlaan 25
2132 WV Hoofddorp
Netherlands
Tel: (31-23) 5560910
Fax: (31-23) 5560950
Email: info@fceu.fujitsu.com
Web: emea.fujitsu.com/components/

Asia Pacific

Fujitsu Components Asia Ltd.
102E Pasir Panjang Road
#01-01 Citilink Warehouse Complex
Singapore 118529
Tel: (65) 6375-8560
Fax: (65) 6273-3021
Email: fcal@fcal.fujitsu.com
Web: <http://www.fujitsu.com/sg/services/micro/components/>

©2010 Fujitsu Components Europe B.V. All rights reserved. All trademarks or registered trademarks are the property of their respective owners.

The contents, data and information in this datasheet are provided by Fujitsu Component Ltd. as a service only to its user and only for general information purposes.

The use of the contents, data and information provided in this datasheet is at the users' own risk.

Fujitsu has assembled this datasheet with care and will endeavor to keep the contents, data and information correct, accurate, comprehensive, complete and up to date.

Fujitsu Components Europe B.V. and affiliated companies do however not accept any responsibility or liability on their behalf, nor on behalf of its employees, for any loss or damage, direct, indirect or consequential, with respect to this datasheet, its contents, data, and information and related graphics and the correctness, reliability, accuracy, comprehensiveness, usefulness, availability and completeness thereof.

Nor do Fujitsu Components Europe B.V. and affiliated companies accept on their behalf, nor on behalf of its employees, any responsibility or liability for any representation or warrant of any kind, express or implied, including warranties of any kind for merchantability or fitness for particular use, with respect to these datasheets, its contents, data, information and related graphics and the correctness, reliability, accuracy, comprehensiveness, usefulness, availability and completeness thereof. Rev. August 6, 2010.

Компания «Океан Электроники» предлагает заключение долгосрочных отношений при поставках импортных электронных компонентов на взаимовыгодных условиях!

Наши преимущества:

- Поставка оригинальных импортных электронных компонентов напрямую с производств Америки, Европы и Азии, а так же с крупнейших складов мира;
- Широкая линейка поставок активных и пассивных импортных электронных компонентов (более 30 млн. наименований);
- Поставка сложных, дефицитных, либо снятых с производства позиций;
- Оперативные сроки поставки под заказ (от 5 рабочих дней);
- Экспресс доставка в любую точку России;
- Помощь Конструкторского Отдела и консультации квалифицированных инженеров;
- Техническая поддержка проекта, помощь в подборе аналогов, поставка прототипов;
- Поставка электронных компонентов под контролем ВП;
- Система менеджмента качества сертифицирована по Международному стандарту ISO 9001;
- При необходимости вся продукция военного и аэрокосмического назначения проходит испытания и сертификацию в лаборатории (по согласованию с заказчиком);
- Поставка специализированных компонентов военного и аэрокосмического уровня качества (Xilinx, Altera, Analog Devices, Intersil, Interpoint, Microsemi, Actel, Aeroflex, Peregrine, VPT, Syfer, Eurofarad, Texas Instruments, MS Kennedy, Miteq, Cobham, E2V, MA-COM, Hittite, Mini-Circuits, General Dynamics и др.);

Компания «Океан Электроники» является официальным дистрибьютором и эксклюзивным представителем в России одного из крупнейших производителей разъемов военного и аэрокосмического назначения «JONHON», а так же официальным дистрибьютором и эксклюзивным представителем в России производителя высокотехнологичных и надежных решений для передачи СВЧ сигналов «FORSTAR».



JONHON

«JONHON» (основан в 1970 г.)

Разъемы специального, военного и аэрокосмического назначения:

(Применяются в военной, авиационной, аэрокосмической, морской, железнодорожной, горно- и нефтедобывающей отраслях промышленности)

«FORSTAR» (основан в 1998 г.)

ВЧ соединители, коаксиальные кабели, кабельные сборки и микроволновые компоненты:

(Применяются в телекоммуникациях гражданского и специального назначения, в средствах связи, РЛС, а так же военной, авиационной и аэрокосмической отраслях промышленности).



Телефон: 8 (812) 309-75-97 (многоканальный)

Факс: 8 (812) 320-03-32

Электронная почта: ocean@oceanchips.ru

Web: <http://oceanchips.ru/>

Адрес: 198099, г. Санкт-Петербург, ул. Калинина, д. 2, корп. 4, лит. А